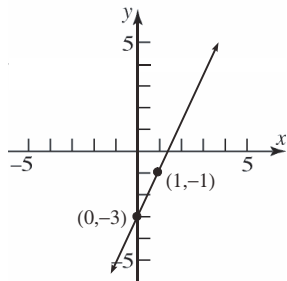


Chapter 2

Linear and Quadratic Functions

Section 2.1

1. From the equation $y = 2x - 3$, we see that the y -intercept is -3 . Thus, the point $(0, -3)$ is on the graph. We can obtain a second point by choosing a value for x and finding the corresponding value for y . Let $x = 1$, then $y = 2(1) - 3 = -1$. Thus, the point $(1, -1)$ is also on the graph. Plotting the two points and connecting with a line yields the graph below.



2.
$$m = \frac{y_2 - y_1}{x_2 - x_1} = \frac{3 - 5}{-1 - 2} = \frac{-2}{-3} = \frac{2}{3}$$

3. $f(2) = 3(2)^2 - 2 = 10$

$f(4) = 3(4)^2 - 2 = 46$

$$\frac{\Delta y}{\Delta x} = \frac{f(4) - f(2)}{4 - 2} = \frac{46 - 10}{4 - 2} = \frac{36}{2} = 18$$

4. $60x - 900 = -15x + 2850$

$75x - 900 = 2850$

$75x = 3750$

$x = 50$

The solution set is $\{50\}$.

5. $f(-2) = (-2)^2 - 4 = 4 - 4 = 0$

6. True

7. slope; y -intercept

8. $-4; 3$

9. positive

10. True

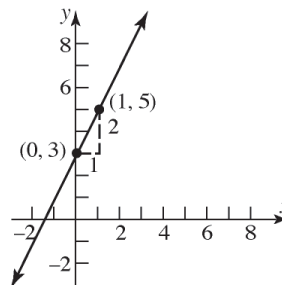
11. False. If x increases by 3, then y increases by 2.

12. False. The y -intercept is 8. The average rate of change is 2 (the slope).

13. $f(x) = 2x + 3$

a. Slope = 2; y -intercept = 3

b. Plot the point $(0, 3)$. Use the slope to find an additional point by moving 1 unit to the right and 2 units up.



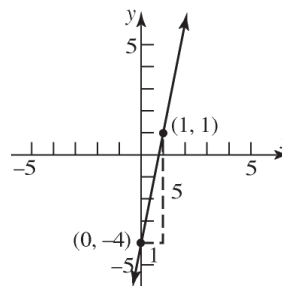
c. average rate of change = 2

d. increasing

14. $g(x) = 5x - 4$

a. Slope = 5; y -intercept = -4

b. Plot the point $(0, -4)$. Use the slope to find an additional point by moving 1 unit to the right and 5 units up.



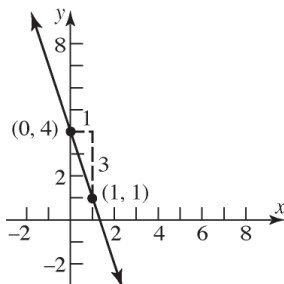
c. average rate of change = 5

d. increasing

Section 2.1: Properties of Linear Functions and Linear Models

15. $h(x) = -3x + 4$

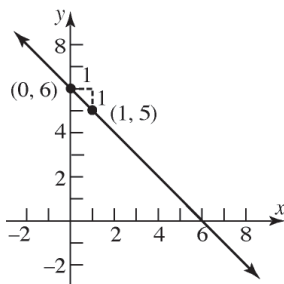
- a. Slope = -3 ; y -intercept = 4
- b. Plot the point $(0, 4)$. Use the slope to find an additional point by moving 1 unit to the right and 3 units down.



- c. average rate of change = -3
- d. decreasing

16. $p(x) = -x + 6$

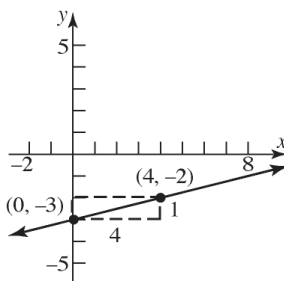
- a. Slope = -1 ; y -intercept = 6
- b. Plot the point $(0, 6)$. Use the slope to find an additional point by moving 1 unit to the right and 1 unit down.



- c. average rate of change = -1
- d. decreasing

17. $f(x) = \frac{1}{4}x - 3$

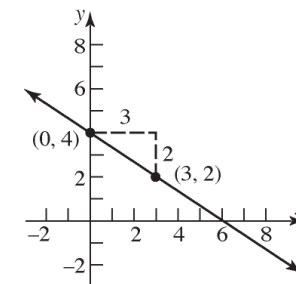
- a. Slope = $\frac{1}{4}$; y -intercept = -3
- b. Plot the point $(0, -3)$. Use the slope to find an additional point by moving 4 units to the right and 1 unit up.



- c. average rate of change = $\frac{1}{4}$
- d. increasing

18. $h(x) = -\frac{2}{3}x + 4$

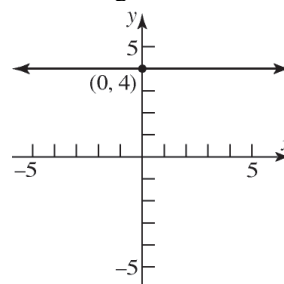
- a. Slope = $-\frac{2}{3}$; y -intercept = 4
- b. Plot the point $(0, 4)$. Use the slope to find an additional point by moving 3 units to the right and 2 units down.



- c. average rate of change = $-\frac{2}{3}$
- d. decreasing

19. $F(x) = 4$

- a. Slope = 0 ; y -intercept = 4
- b. Plot the point $(0, 4)$ and draw a horizontal line through it.

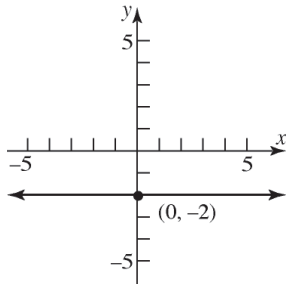


- c. average rate of change = 0
- d. constant

Chapter 2: Linear and Quadratic Functions

20. $G(x) = -2$

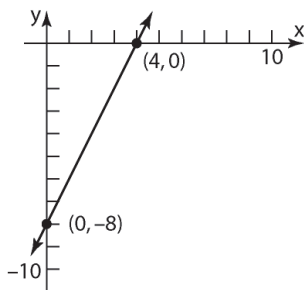
- a. Slope = 0; y-intercept = -2
- b. Plot the point $(0, -2)$ and draw a horizontal line through it.



- c. average rate of change = 0
- d. constant

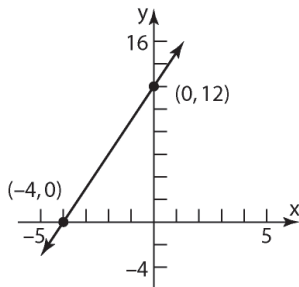
21. $g(x) = 2x - 8$

- a. zero: $0 = 2x - 8$; y-intercept = -8
 $x = 4$
- b. Plot the points $(4, 0), (0, -8)$.



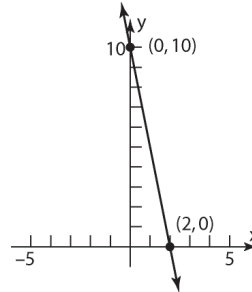
22. $g(x) = 3x + 12$

- a. zero: $0 = 3x + 12$; y-intercept = -12
 $x = -4$
- b. Plot the points $(-4, 0), (0, 12)$.



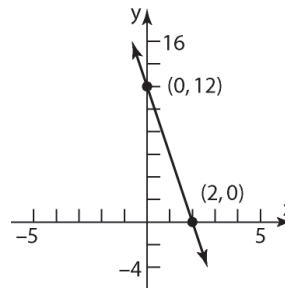
23. $f(x) = -5x + 10$

- a. zero: $0 = -5x + 10$; y-intercept = 10
 $x = 2$
- b. Plot the points 1 unit to the right and 5 units down.



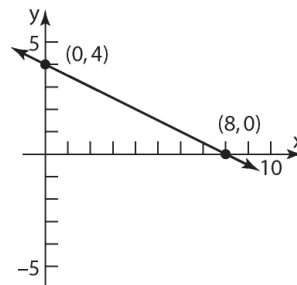
24. $f(x) = -6x + 12$

- a. zero: $0 = -6x + 12$; y-intercept = 12
 $x = 2$
- b. Plot the points $(2, 0), (0, 12)$.



25. $H(x) = -\frac{1}{2}x + 4$

- a. zero: $0 = -\frac{1}{2}x + 4$; y-intercept = 4
 $x = 8$
- b. Plot the points $(8, 0), (0, 4)$.



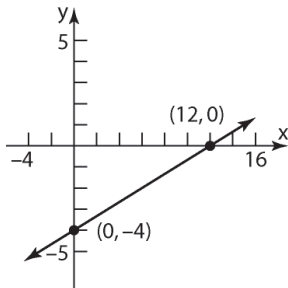
Section 2.1: Properties of Linear Functions and Linear Models

26. $G(x) = \frac{1}{3}x - 4$

a. zero: $0 = \frac{1}{3}x - 4$: y-intercept = -4

$x = 12$

b. Plot the points (12, 0), (0, -4).



27.

x	y	Avg. rate of change = $\frac{\Delta y}{\Delta x}$
-2	4	
-1	1	$\frac{1-4}{-1-(-2)} = \frac{-3}{1} = -3$
0	-2	$\frac{-2-1}{0-(-1)} = \frac{-3}{1} = -3$
1	-5	$\frac{-5-(-2)}{1-0} = \frac{-3}{1} = -3$
2	-8	$\frac{-8-(-5)}{2-1} = \frac{-3}{1} = -3$

Since the average rate of change is constant at -3, this is a linear function with slope = -3. The y-intercept is (0, -2), so the equation of the line is $y = -3x - 2$.

28.

x	y	Avg. rate of change = $\frac{\Delta y}{\Delta x}$
-2	$\frac{1}{4}$	
-1	$\frac{1}{2}$	$\frac{(\frac{1}{2}-\frac{1}{4})}{-1-(-2)} = \frac{\frac{1}{4}}{1} = \frac{1}{4}$
0	1	$\frac{(1-\frac{1}{2})}{0-(-1)} = \frac{\frac{1}{2}}{1} = \frac{1}{2}$
1	2	
2	4	

Since the average rate of change is not constant, this is not a linear function.

29.

x	y	Avg. rate of change = $\frac{\Delta y}{\Delta x}$
-2	-8	
-1	-3	$\frac{-3-(-8)}{-1-(-2)} = \frac{5}{1} = 5$
0	0	$\frac{0-(-3)}{0-(-1)} = \frac{3}{1} = 3$
1	1	
2	0	

Since the average rate of change is not constant, this is not a linear function.

30.

x	y	Avg. rate of change = $\frac{\Delta y}{\Delta x}$
-2	-4	
-1	0	$\frac{0-(-4)}{-1-(-2)} = \frac{4}{1} = 4$
0	4	$\frac{4-0}{0-(-1)} = \frac{4}{1} = 4$
1	8	$\frac{8-4}{1-0} = \frac{4}{1} = 4$
2	12	$\frac{12-8}{2-1} = \frac{4}{1} = 4$

Since the average rate of change is constant at 4, this is a linear function with slope = 4. The y-intercept is (0, 4), so the equation of the line is $y = 4x + 4$.

31.

x	y	Avg. rate of change = $\frac{\Delta y}{\Delta x}$
-2	-26	
-1	-4	$\frac{-4-(-26)}{-1-(-2)} = \frac{22}{1} = 22$
0	2	$\frac{2-(-4)}{0-(-1)} = \frac{6}{1} = 6$
1	-2	
2	-10	

Since the average rate of change is not constant, this is not a linear function.

Chapter 2: Linear and Quadratic Functions

32.

x	y	Avg. rate of change = $\frac{\Delta y}{\Delta x}$
-2	-4	
-1	-3.5	$\frac{-3.5 - (-4)}{-1 - (-2)} = \frac{0.5}{1} = 0.5$
0	-3	$\frac{-3 - (-3.5)}{0 - (-1)} = \frac{0.5}{1} = 0.5$
1	-2.5	$\frac{-2.5 - (-3)}{1 - 0} = \frac{0.5}{1} = 0.5$
2	-2	$\frac{-2 - (-2.5)}{2 - 1} = \frac{0.5}{1} = 0.5$

Since the average rate of change is constant at 0.5, this is a linear function with slope = 0.5. The y -intercept is $(0, -3)$, so the equation of the line is $y = 0.5x - 3$.

33.

x	y	Avg. rate of change = $\frac{\Delta y}{\Delta x}$
-2	8	
-1	8	$\frac{8 - 8}{-1 - (-2)} = \frac{0}{1} = 0$
0	8	$\frac{8 - 8}{0 - (-1)} = \frac{0}{1} = 0$
1	8	$\frac{8 - 8}{1 - 0} = \frac{0}{1} = 0$
2	8	$\frac{8 - 8}{2 - 1} = \frac{0}{1} = 0$

Since the average rate of change is constant at 0, this is a linear function with slope = 0. The y -intercept is $(0, 8)$, so the equation of the line is $y = 0x + 8$ or $y = 8$.

34.

x	y	Avg. rate of change = $\frac{\Delta y}{\Delta x}$
-2	0	
-1	1	$\frac{1 - 0}{-1 - (-2)} = \frac{1}{1} = 1$
0	4	$\frac{4 - 1}{0 - (-1)} = \frac{3}{1} = 3$
1	9	
2	16	

Since the average rate of change is not constant, this is not a linear function.

35. $f(x) = 4x - 1$; $g(x) = -2x + 5$

a. $f(x) = 0$

$$4x - 1 = 0$$

$$x = \frac{1}{4}$$

b. $f(x) > 0$

$$4x - 1 > 0$$

$$x > \frac{1}{4}$$

The solution set is $\left\{x \mid x > \frac{1}{4}\right\}$ or $\left(\frac{1}{4}, \infty\right)$.

c. $f(x) = g(x)$

$$4x - 1 = -2x + 5$$

$$6x = 6$$

$$x = 1$$

d. $f(x) \leq g(x)$

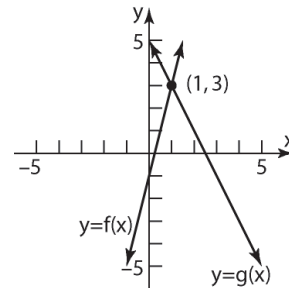
$$4x - 1 \leq -2x + 5$$

$$6x \leq 6$$

$$x \leq 1$$

The solution set is $\{x \mid x \leq 1\}$ or $(-\infty, 1]$.

e.



36. $f(x) = 3x + 5$; $g(x) = -2x + 15$

a. $f(x) = 0$

$$3x + 5 = 0$$

$$x = -\frac{5}{3}$$

b. $f(x) < 0$

$$3x + 5 < 0$$

$$x < -\frac{5}{3}$$

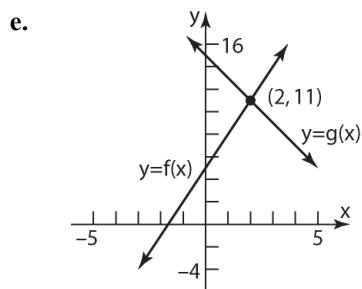
The solution set is $\left\{x \mid x < -\frac{5}{3}\right\}$ or $\left(-\infty, -\frac{5}{3}\right)$.

Section 2.1: Properties of Linear Functions and Linear Models

c. $f(x) = g(x)$
 $3x + 5 = -2x + 15$
 $5x = 10$
 $x = 2$

d. $f(x) \geq g(x)$
 $3x + 5 \geq -2x + 15$
 $5x \geq 10$
 $x \geq 2$

The solution set is $\{x | x \geq 2\}$ or $[2, \infty)$.



37. a. The point (40, 50) is on the graph of $y = f(x)$, so the solution to $f(x) = 50$ is $x = 40$.
- b. The point (88, 80) is on the graph of $y = f(x)$, so the solution to $f(x) = 80$ is $x = 88$.
- c. The point (-40, 0) is on the graph of $y = f(x)$, so the solution to $f(x) = 0$ is $x = -40$.
- d. The y -coordinates of the graph of $y = f(x)$ are above 50 when the x -coordinates are larger than 40. Thus, the solution to $f(x) > 50$ is $\{x | x > 40\}$ or $(40, \infty)$.
- e. The y -coordinates of the graph of $y = f(x)$ are below 80 when the x -coordinates are smaller than 88. Thus, the solution to $f(x) \leq 80$ is $\{x | x \leq 88\}$ or $(-\infty, 88]$.
- f. The y -coordinates of the graph of $y = f(x)$ are between 0 and 80 when the x -coordinates are between -40 and 88. Thus, the solution to $0 < f(x) < 80$ is $\{x | -40 < x < 88\}$ or $(-40, 88)$.

38. a. The point (5, 20) is on the graph of $y = g(x)$, so the solution to $g(x) = 20$ is $x = 5$.
- b. The point (-15, 60) is on the graph of $y = g(x)$, so the solution to $g(x) = 60$ is $x = -15$.
- c. The point (15, 0) is on the graph of $y = g(x)$, so the solution to $g(x) = 0$ is $x = 15$.
- d. The y -coordinates of the graph of $y = g(x)$ are above 20 when the x -coordinates are smaller than 5. Thus, the solution to $g(x) > 20$ is $\{x | x < 5\}$ or $(-\infty, 5)$.
- e. The y -coordinates of the graph of $y = f(x)$ are below 60 when the x -coordinates are larger than -15. Thus, the solution to $g(x) \leq 60$ is $\{x | x \geq -15\}$ or $[-15, \infty)$.
- f. The y -coordinates of the graph of $y = f(x)$ are between 0 and 60 when the x -coordinates are between -15 and 15. Thus, the solution to $0 < f(x) < 60$ is $\{x | -15 < x < 15\}$ or $(-15, 15)$.
39. a. $f(x) = g(x)$ when their graphs intersect. Thus, $x = -4$.
- b. $f(x) \leq g(x)$ when the graph of f is above the graph of g . Thus, the solution is $\{x | x < -4\}$ or $(-\infty, -4)$.
40. a. $f(x) = g(x)$ when their graphs intersect. Thus, $x = 2$.
- b. $f(x) \leq g(x)$ when the graph of f is below or intersects the graph of g . Thus, the solution is $\{x | x \leq 2\}$ or $(-\infty, 2]$.
41. a. $f(x) = g(x)$ when their graphs intersect. Thus, $x = -6$.
- b. $g(x) \leq f(x) < h(x)$ when the graph of f is above or intersects the graph of g and below the graph of h . Thus, the solution is $\{x | -6 \leq x < 5\}$ or $[-6, 5)$.

Chapter 2: Linear and Quadratic Functions

42. a. $f(x) = g(x)$ when their graphs intersect.
Thus, $x = 7$.
- b. $g(x) \leq f(x) < h(x)$ when the graph of f is above or intersects the graph of g and below the graph of h . Thus, the solution is $\{x | -4 \leq x < 7\}$ or $[-4, 7)$.
43. $C(x) = 0.35x + 45$
- a. $C(40) = 0.35(40) + 45 \approx \59 .
- b. Solve $C(x) = 0.25x + 35 = 80$
 $0.35x + 45 = 108$
 $0.35x = 63$
 $x = \frac{63}{0.35} = 180$ miles
- c. Solve $C(x) = 0.35x + 45 \leq 150$
 $0.35x + 45 \leq 150$
 $0.35x \leq 105$
 $x \leq \frac{105}{0.35} = 300$ miles
- d. The number of mile driven cannot be negative, so the implied domain for C is $\{x | x \geq 0\}$ or $[0, \infty)$.
- e. The cost of renting the moving truck for a day increases \$0.35 for each mile driven, or there is a charge of \$0.35 per mile to rent the truck in addition to a fixed charge of \$45.
- f. It costs \$45 to rent the moving truck if 0 miles are driven, or there is a fixed charge of \$45 to rent the truck in addition to a charge that depends on mileage.
44. $C(x) = 2.06x + 1.39$
- a. $C(50) = 2.06(50) + 1.39 = \104.39 .
- b. Solve $C(x) = 2.06x + 1.39 = 133.23$
 $2.06x + 1.39 = 133.23$
 $2.06x = 131.84$
 $x = \frac{131.84}{2.06} = 64$ minutes
- c. Solve $C(x) = 2.06x + 1.39 \leq 100$
 $2.06x + 1.39 \leq 100$
 $2.06x \leq 98.61$
 $x \leq \frac{98.61}{2.06} \approx 47$ minutes
- d. The number of minutes cannot be negative, so $x \geq 0$. If there are 30 days in the month, then the number of minutes can be at most $30 \cdot 24 \cdot 60 = 43,200$. Thus, the implied domain for C is $\{x | 0 \leq x \leq 43,200\}$ or $[0, 43200]$.
- e. The monthly cost of the plan increases \$2.06 for each minute used, or there is a charge of \$2.06 per minute to use the phone in addition to a fixed charge of \$1.39.
- f. It costs \$1.39 per month for the plan if 0 minutes are used, or there is a fixed charge of \$1.39 per month for the plan in addition to a charge that depends on the number of minutes used.
45. $S(p) = -600 + 50p$; $D(p) = 1200 - 25p$
- a. Solve $S(p) = D(p)$.
 $-600 + 50p = 1200 - 25p$
 $75p = 1800$
 $p = \frac{1800}{75} = 24$
 $S(24) = -600 + 50(24) = 600$
 Thus, the equilibrium price is \$24, and the equilibrium quantity is 600 T-shirts.
- b. Solve $D(p) > S(p)$.
 $1200 - 25p > -600 + 50p$
 $1800 > 75p$
 $\frac{1800}{75} > p$
 $24 > p$
 The demand will exceed supply when the price is less than \$24 (but still greater than \$0). That is, $\$0 < p < \24 .
- c. The price will eventually be increased.
46. $S(p) = -2000 + 3000p$; $D(p) = 10000 - 1000p$
- a. Solve $S(p) = D(p)$.
 $-2000 + 3000p = 10000 - 1000p$
 $4000p = 12000$
 $p = \frac{12000}{4000} = 3$
 $S(3) = -2000 + 3000(3) = 7000$
 Thus, the equilibrium price is \$3, and the equilibrium quantity is 7000 hot dogs.

Section 2.1: Properties of Linear Functions and Linear Models

b. Solve $D(p) < S(p)$.

$$10000 - 1000p < -2000 + 3000p$$

$$12000 < 4000p$$

$$\frac{12000}{4000} < p$$

$$3 < p$$

The demand will be less than the supply when the price is greater than \$3.

c. The price will eventually be decreased.

47. a. We are told that the tax function T is for adjusted gross incomes x between \$8,925 and \$36,250, inclusive. Thus, the domain is $\{x \mid 8,925 \leq x \leq 36,250\}$ or $[8925, 36250]$.

b. $T(20,000) = 0.15(20,000 - 8925) + 892.5$
 $= 2553.75$

If a single filer's adjusted gross income is \$20,000, then his or her tax bill will be \$2553.75.

c. The independent variable is adjusted gross income, x . The dependent variable is the tax bill, T .

d. Evaluate T at $x = 8925, 20000,$ and 36250 .

$$T(8925) = 0.15(8925 - 8925) + 892.5$$

$$= 892.5$$

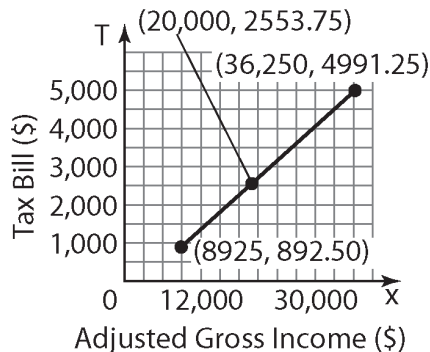
$$T(20,000) = 0.15(20,000 - 8925) + 892.5$$

$$= 2553.75$$

$$T(36,250) = 0.15(36250 - 8925) + 892.5$$

$$= 4991.25$$

Thus, the points $(8925, 892.5)$, $(20000, 2553.75)$, and $(36250, 4991.25)$ are on the graph.



e. We must solve $T(x) = 3693.75$.

$$0.15(x - 8925) + 892.5 = 3693.75$$

$$0.15x - 1338.75 + 892.5 = 3693.75$$

$$0.15x - 446.25 = 3693.75$$

$$0.15x = 4140$$

$$x = 27600$$

A single filer with an adjusted gross income of \$27,600 will have a tax bill of \$3693.75.

f. For each additional dollar of taxable income between \$8925 and \$36,250, the tax bill of a single person in 2013 increased by \$0.15.

48. a. The independent variable is payroll, p . The payroll tax only applies if the payroll exceeds \$178 million. Thus, the domain of T is $\{p \mid p > 178\}$ or $(178, \infty)$.

b. $T(222.5) = 0.425(222.5 - 178) = 18.9125$

The luxury tax for the New York Yankees was \$18.9125 million.

c. Evaluate T at $p = 178, 222.5,$ and 300 million.

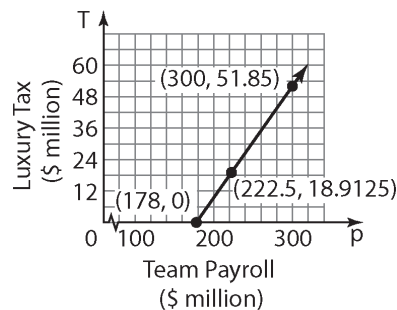
$$T(178) = 0.425(178 - 178) = 0 \text{ million}$$

$$T(222.5) = 0.425(222.5 - 178)$$

$$= 18.9125 \text{ million}$$

$$T(300) = 0.425(300 - 178) = 51.85 \text{ million}$$

Thus, the points $(178 \text{ million}, 0 \text{ million})$, $(222.5 \text{ million}, 18.9125 \text{ million})$, and $(300 \text{ million}, 51.85 \text{ million})$ are on the graph.



d. We must solve $T(p) = 27.2$.

$$0.425(p - 178) = 27.2$$

$$0.425p - 75.65 = 27.2$$

$$0.425p = 102.85$$

$$p = 242$$

Chapter 2: Linear and Quadratic Functions

If the luxury tax is \$27.2 million, then the payroll of the team is \$242 million.

- e. For each additional million dollars of payroll in excess of \$178 million in 2011, the luxury tax of a team increased by \$0.425 million.

49. $R(x) = 8x$; $C(x) = 4.5x + 17,500$

- a. Solve $R(x) = C(x)$.

$$8x = 4.5x + 17,500$$

$$3.5x = 17,500$$

$$x = 5000$$

The break-even point occurs when the company sells 5000 units.

- b. Solve $R(x) > C(x)$

$$8x > 4.5x + 17,500$$

$$3.5x > 17,500$$

$$x > 5000$$

The company makes a profit if it sells more than 5000 units.

50. $R(x) = 12x$; $C(x) = 10x + 15,000$

- a. Solve $R(x) = C(x)$

$$12x = 10x + 15,000$$

$$2x = 15,000$$

$$x = 7500$$

The break-even point occurs when the company sells 7500 units.

- b. Solve $R(x) > C(x)$

$$12x > 10x + 15,000$$

$$2x > 15,000$$

$$x > 7500$$

The company makes a profit if it sells more than 7500 units.

51. a. Consider the data points (x, y) , where x = the age in years of the computer and y = the value in dollars of the computer. So we have the points $(0, 3000)$ and $(3, 0)$. The slope formula yields:

$$m = \frac{\Delta y}{\Delta x} = \frac{0 - 3000}{3 - 0} = \frac{-3000}{3} = -1000$$

The y -intercept is $(0, 3000)$, so $b = 3000$.

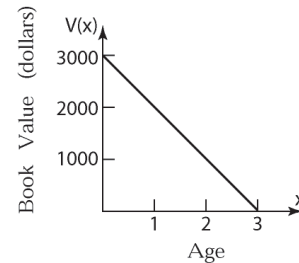
Therefore, the linear function is

$$V(x) = mx + b = -1000x + 3000.$$

- b. The age of the computer cannot be negative, and the book value of the computer will be

\$0 after 3 years. Thus, the implied domain for V is $\{x \mid 0 \leq x \leq 3\}$ or $[0, 3]$.

- c. The graph of $V(x) = -1000x + 3000$



- d. $V(2) = -1000(2) + 3000 = 1000$

The computer's book value after 2 years will be \$1000.

- e. Solve $V(x) = 2000$

$$-1000x + 3000 = 2000$$

$$-1000x = -1000$$

$$x = 1$$

The computer will have a book value of \$2000 after 1 year.

52. a. Consider the data points (x, y) , where x = the age in years of the machine and y = the value in dollars of the machine. So we have the points $(0, 120000)$ and $(10, 0)$. The slope formula yields:

$$m = \frac{\Delta y}{\Delta x} = \frac{0 - 120000}{10 - 0} = \frac{-120000}{10} = -12000$$

The y -intercept is $(0, 120000)$, so

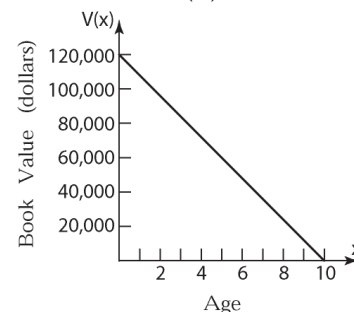
$$b = 120,000.$$

Therefore, the linear function is

$$V(x) = mx + b = -12,000x + 120,000.$$

- b. The age of the machine cannot be negative, and the book value of the machine will be \$0 after 10 years. Thus, the implied domain for V is $\{x \mid 0 \leq x \leq 10\}$ or $[0, 10]$.

- c. The graph of $V(x) = -12,000x + 120,000$



Section 2.1: Properties of Linear Functions and Linear Models

d. $V(4) = -12000(4) + 120000 = 72000$

The machine's value after 4 years is given by \$72,000.

e. Solve $V(x) = 72000$.

$$-12000x + 120000 = 72000$$

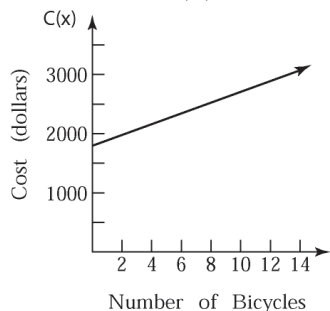
$$-12000x = -48000$$

$$x = 4$$

The machine will be worth \$72,000 after 4 years.

53. a. Let x = the number of bicycles manufactured. We can use the cost function $C(x) = mx + b$, with $m = 90$ and $b = 1800$. Therefore $C(x) = 90x + 1800$

- b. The graph of $C(x) = 90x + 1800$



- c. The cost of manufacturing 14 bicycles is given by $C(14) = 90(14) + 1800 = \3060 .

- d. Solve $C(x) = 90x + 1800 = 3780$

$$90x + 1800 = 3780$$

$$90x = 1980$$

$$x = 22$$

So 22 bicycles could be manufactured for \$3780.

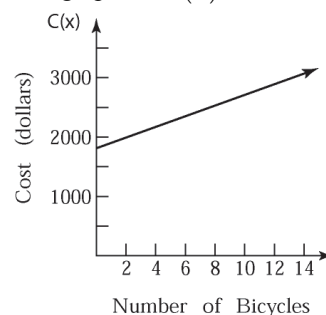
54. a. The new daily fixed cost is

$$1800 + \frac{100}{20} = \$1805$$

- b. Let x = the number of bicycles manufactured. We can use the cost function $C(x) = mx + b$, with $m = 90$ and $b = 1805$.

Therefore $C(x) = 90x + 1805$

- c. The graph of $C(x) = 90x + 1805$



- d. The cost of manufacturing 14 bicycles is given by $C(14) = 90(14) + 1805 = \3065 .

- e. Solve $C(x) = 90x + 1805 = 3780$

$$90x + 1805 = 3780$$

$$90x = 1975$$

$$x \approx 21.94$$

So approximately 21 bicycles could be manufactured for \$3780.

55. a. Let x = number of miles driven, and let C = cost in dollars. Total cost = (cost per mile)(number of miles) + fixed cost $C(x) = 0.89x + 31.95$

b. $C(110) = (0.89)(110) + 31.95 = \129.85

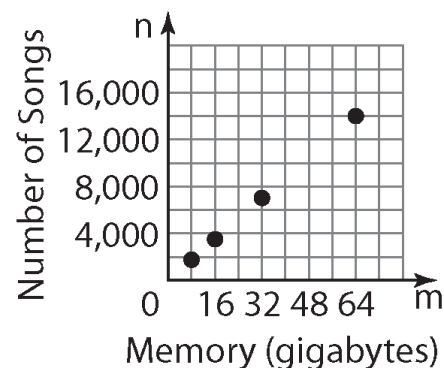
$$C(230) = (0.89)(230) + 31.95 = \$236.65$$

56. a. Let x = number of minutes used, and let C = cost in dollars. Total cost = (cost per minute)(number of minutes) + fixed cost $C(x) = 0.50x - 10$

b. $C(105) = (0.50)(105) - 10 = \42.50

$$C(180) = (0.50)(180) - 10 = \$50$$

57. a.



Chapter 2: Linear and Quadratic Functions

b.

m	n	Avg. rate of change = $\frac{\Delta n}{\Delta m}$
8	1750	
16	3500	$\frac{3500 - 1750}{16 - 8} = \frac{1750}{8} = \frac{875}{4}$
32	7000	$\frac{7000 - 3500}{32 - 16} = \frac{3500}{16} = \frac{875}{4}$
64	14000	$\frac{14000 - 7000}{64 - 32} = \frac{7000}{32} = \frac{875}{4}$

Since each input (memory) corresponds to a single output (number of songs), we know that the number of songs is a function of memory. Also, because the average rate of change is constant at 218.75 per gigabyte, the function is linear.

- c.** From part (b), we know $slope = 218.75$.
Using $(m_1, n_1) = (8, 1750)$, we get the equation:

$$n - n_1 = s(m - m_1)$$

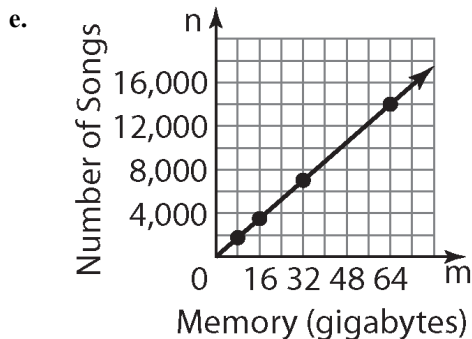
$$n - 1750 = 218.75(m - 8)$$

$$n - 1750 = 218.75m - 1750$$

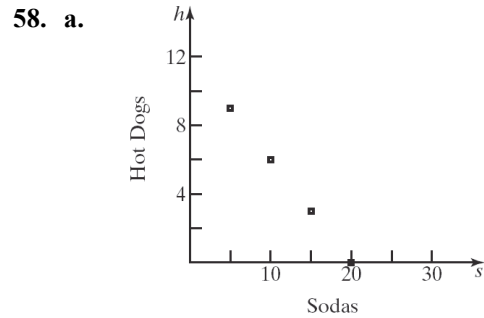
$$n = 218.75m$$

Using function notation, we have
 $n(m) = 218.75m$.

- d.** The price cannot be negative, so $m \geq 0$.
Likewise, the quantity cannot be negative, so, $n(m) \geq 0$.
 $218.75m \geq 0$
 $m \geq 0$
Thus, the implied domain for $n(m)$ is $\{m \mid m \geq 0\}$ or $[0, \infty)$.



- f.** If memory increases by 1 GB, then the number of songs increases by 218.75.



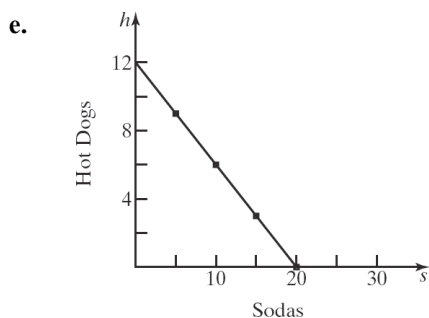
b.

s	h	Avg. rate of change = $\frac{\Delta h}{\Delta s}$
20	0	
15	3	$\frac{3 - 0}{15 - 20} = \frac{3}{-5} = -0.6$
10	6	$\frac{6 - 3}{10 - 15} = \frac{3}{-5} = -0.6$
5	9	$\frac{9 - 6}{5 - 10} = \frac{3}{-5} = -0.6$

Since each input (soda) corresponds to a single output (hot dogs), we know that number of hot dogs purchased is a function of number of sodas purchased. Also, because the average rate of change is constant at -0.6 hot dogs per soda, the function is linear.

- c.** From part (b), we know $m = -0.6$. Using $(s_1, h_1) = (20, 0)$, we get the equation:
 $h - h_1 = m(s - s_1)$
 $h - 0 = -0.6(s - 20)$
 $h = -0.6s + 12$
Using function notation, we have
 $h(s) = -0.6s + 12$.
- d.** The number of sodas cannot be negative, so $s \geq 0$. Likewise, the number of hot dogs cannot be negative, so, $h(s) \geq 0$.
 $-0.6s + 12 \geq 0$
 $-0.6s \geq -12$
 $s \leq 20$
Thus, the implied domain for $h(s)$ is $\{s \mid 0 \leq s \leq 20\}$ or $[0, 20]$.

Section 2.1: Properties of Linear Functions and Linear Models



- f. If the number of hot dogs purchased increases by \$1, then the number of sodas purchased decreases by 0.6.
- g. *s*-intercept: If 0 hot dogs are purchased, then 20 sodas can be purchased.
h-intercept: If 0 sodas are purchased, then 12 hot dogs may be purchased.
59. The graph shown has a positive slope and a positive *y*-intercept. Therefore, the function from (d) and (e) might have the graph shown.
60. The graph shown has a negative slope and a positive *y*-intercept. Therefore, the function from (b) and (e) might have the graph shown.
61. A linear function $f(x) = mx + b$ will be odd provided $f(-x) = -f(x)$.

That is, provided $m(-x) + b = -(mx + b)$.

$$-mx + b = -mx - b$$

$$b = -b$$

$$2b = 0$$

$$b = 0$$

So a linear function $f(x) = mx + b$ will be odd provided $b = 0$.

A linear function $f(x) = mx + b$ will be even provided $f(-x) = f(x)$.

That is, provided $m(-x) + b = mx + b$.

$$-mx + b = mx + b$$

$$-mxb = mx$$

$$0 = 2mx$$

$$m = 0$$

So, yes, a linear function $f(x) = mx + b$ can be even provided $m = 0$.

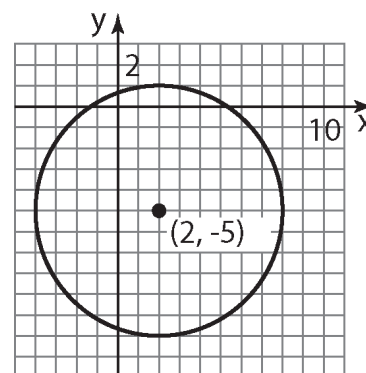
62. If you solve the linear function $f(x) = mx + b$ for 0 you are actually finding the *x*-intercept. Therefore using *x*-intercept of the graph of $f(x) = mx + b$ would be same *x*-value as solving $mx + b > 0$ for *x*. Then the appropriate interval could be determined

63. $x^2 - 4x + y^2 + 10y - 7 = 0$

$$(x^2 - 4x + 4) + (y^2 + 10y + 25) = 7 + 4 + 25$$

$$(x - 2)^2 + (y + 5)^2 = 6^2$$

Center: (2, -5); Radius = 6



64. $f(x) = \frac{2x + B}{x - 3}$

$$f(5) = 8 = \frac{2(5) + B}{5 - 3}$$

$$8 = \frac{10 + B}{2}$$

$$16 = 10 + B$$

$$B = 6$$

65. $\frac{f(3) - f(1)}{3 - 1}$

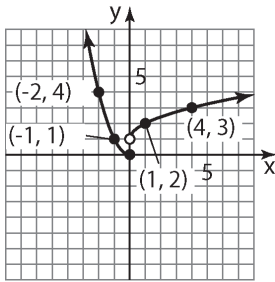
$$= \frac{12 - (-2)}{2}$$

$$= \frac{14}{2}$$

$$= 7$$

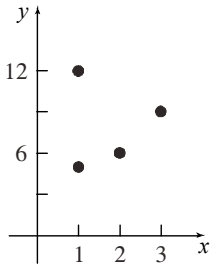
Chapter 2: Linear and Quadratic Functions

66.



Section 2.2

1.



No, the relation is not a function because an input, 1, corresponds to two different outputs, 5 and 12.

2. Let $(x_1, y_1) = (1, 4)$ and $(x_2, y_2) = (3, 8)$.

$$m = \frac{y_2 - y_1}{x_2 - x_1} = \frac{8 - 4}{3 - 1} = \frac{4}{2} = 2$$

$$y - y_1 = m(x - x_1)$$

$$y - 4 = 2(x - 1)$$

$$y - 4 = 2x - 2$$

$$y = 2x + 2$$

3. scatter diagram

4. decrease; 0.008

5. Linear relation, $m > 0$

6. Nonlinear relation

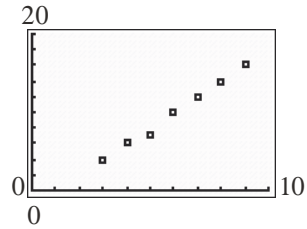
7. Linear relation, $m < 0$

8. Linear relation, $m > 0$

9. Nonlinear relation

10. Nonlinear relation

11. a.



b. Answers will vary. We select (4, 6) and (8, 14). The slope of the line containing these points is:

$$m = \frac{14 - 6}{8 - 4} = \frac{8}{4} = 2$$

The equation of the line is:

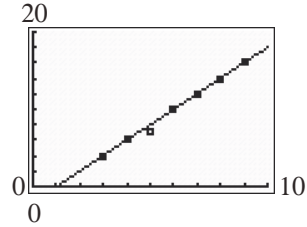
$$y - y_1 = m(x - x_1)$$

$$y - 6 = 2(x - 4)$$

$$y - 6 = 2x - 8$$

$$y = 2x - 2$$

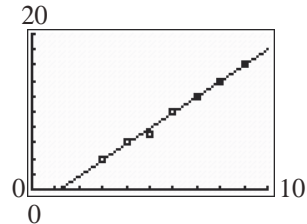
c.



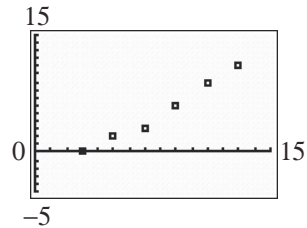
d. Using the LINear REGression program, the line of best fit is:

$$y = 2.0357x - 2.3571$$

e.



12. a.



b. Answers will vary. We select (5, 2) and (11, 9). The slope of the line containing

these points is: $m = \frac{9 - 2}{11 - 5} = \frac{7}{6}$

The equation of the line is:

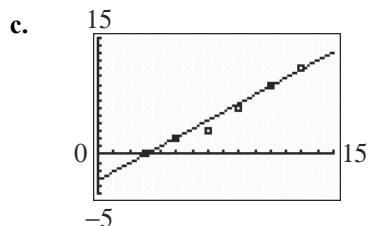
Section 2.2 Building Linear Models from Data

$$y - y_1 = m(x - x_1)$$

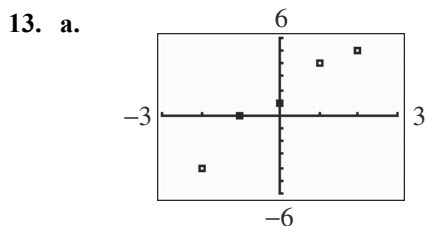
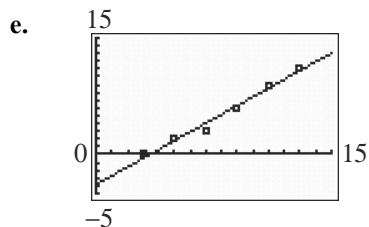
$$y - 2 = \frac{7}{6}(x - 5)$$

$$y - 2 = \frac{7}{6}x - \frac{35}{6}$$

$$y = \frac{7}{6}x - \frac{23}{6}$$



d. Using the LINear REGression program,
the line of best fit is:
 $y = 1.1286x - 3.8619$



b. Answers will vary. We select $(-2, -4)$ and $(2, 5)$. The slope of the line containing these points is: $m = \frac{5 - (-4)}{2 - (-2)} = \frac{9}{4}$.

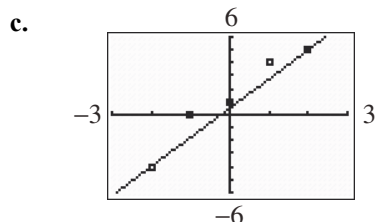
The equation of the line is:

$$y - y_1 = m(x - x_1)$$

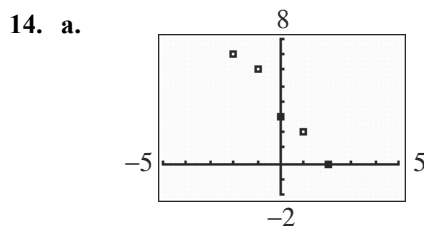
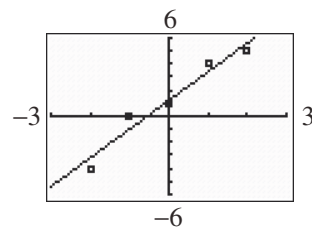
$$y - (-4) = \frac{9}{4}(x - (-2))$$

$$y + 4 = \frac{9}{4}x + \frac{9}{2}$$

$$y = \frac{9}{4}x + \frac{1}{2}$$



e. Using the LINear REGression program,
the line of best fit is:
 $y = 2.2x + 1.2$



b. Answers will vary. We select $(-2, 7)$ and $(2, 0)$. The slope of the line containing these points is: $m = \frac{0 - 7}{2 - (-2)} = \frac{-7}{4} = -\frac{7}{4}$.

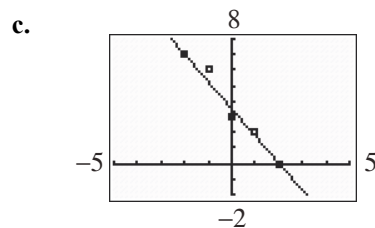
The equation of the line is:

$$y - y_1 = m(x - x_1)$$

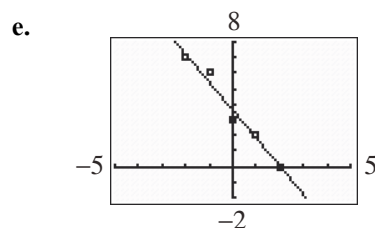
$$y - 7 = -\frac{7}{4}(x - (-2))$$

$$y - 7 = -\frac{7}{4}x - \frac{7}{2}$$

$$y = -\frac{7}{4}x + \frac{7}{2}$$

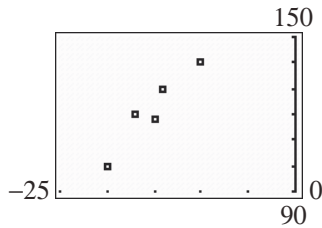


d. Using the LINear REGression program,
the line of best fit is:
 $y = -1.8x + 3.6$



Chapter 2: Linear and Quadratic Functions

15. a.



b. Answers will vary. We select $(-20, 100)$ and $(-10, 140)$. The slope of the line containing these points is:

$$m = \frac{140 - 100}{-10 - (-20)} = \frac{40}{10} = 4$$

The equation of the line is:

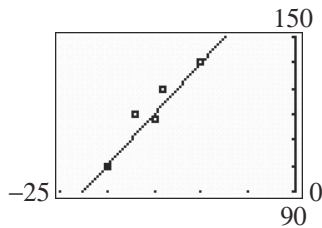
$$y - y_1 = m(x - x_1)$$

$$y - 100 = 4(x - (-20))$$

$$y - 100 = 4x + 80$$

$$y = 4x + 180$$

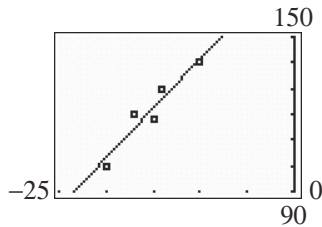
c.



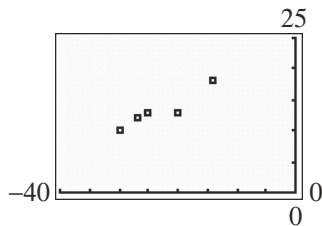
d. Using the LINear REGression program, the line of best fit is:

$$y = 3.8613x + 180.2920$$

e.



16. a.



b. Selection of points will vary. We select $(-30, 10)$ and $(-14, 18)$. The slope of the line containing these points is:

$$m = \frac{18 - 10}{-14 - (-30)} = \frac{8}{16} = \frac{1}{2}$$

The equation of the line is:

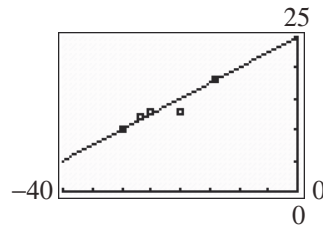
$$y - y_1 = m(x - x_1)$$

$$y - 10 = \frac{1}{2}(x - (-30))$$

$$y - 10 = \frac{1}{2}x + 15$$

$$y = \frac{1}{2}x + 25$$

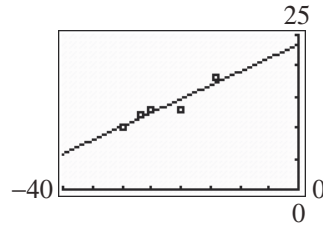
c.



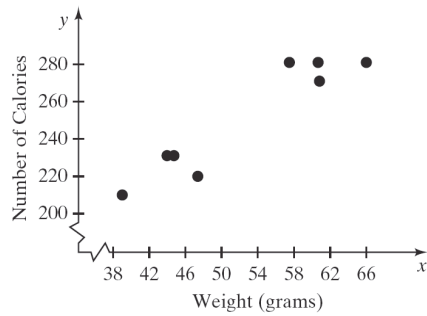
d. Using the LINear REGression program, the line of best fit is:

$$y = 0.4421x + 23.4559$$

e.



17. a.



b. Linear.

c. Answers will vary. We will use the points $(39.52, 210)$ and $(66.45, 280)$.

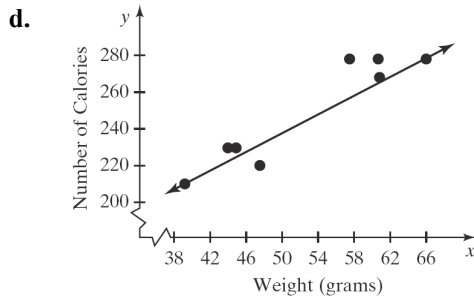
$$m = \frac{280 - 210}{66.45 - 39.52} = \frac{70}{26.93} \approx 2.5993316$$

$$y - 210 = 2.5993316(x - 39.52)$$

$$y - 210 = 2.5993316x - 102.7255848$$

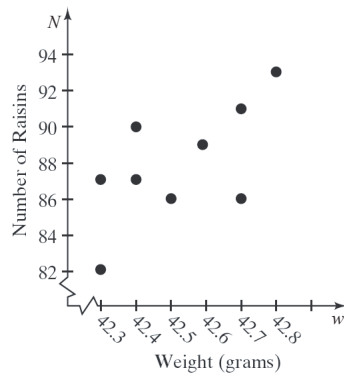
$$y = 2.599x + 107.274$$

Section 2.2 Building Linear Models from Data



- e.** $x = 62.3 : y = 2.599(62.3) + 107.274 \approx 269$
 We predict that a candy bar weighing 62.3 grams will contain 269 calories.
- f.** If the weight of a candy bar is increased by one gram, then the number of calories will increase by 2.599.

18. a.



- b.** Linear with positive slope.
- c.** Answers will vary. We will use the points (42.3, 82) and (42.8, 93).

$$m = \frac{93 - 82}{42.8 - 42.3} = \frac{11}{0.5} = 22$$

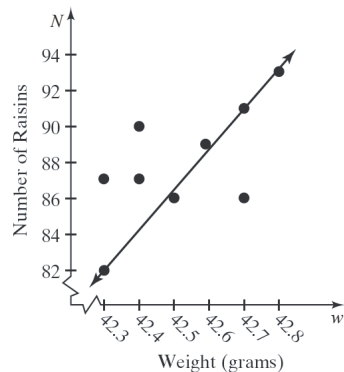
$$N - N_1 = m(w - w_1)$$

$$N - 82 = 22(w - 42.3)$$

$$N - 82 = 22w - 930.6$$

$$N = 22w - 848.6$$

d.

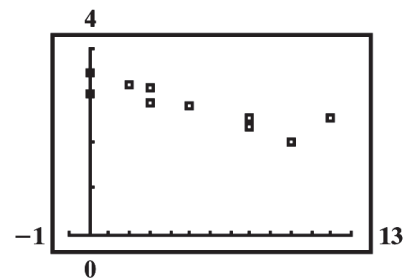


- e.** $N(42.5) = 22(42.5) - 848.6 = 86.4$
 We predict that approximately 86 raisins will be in a box weighing 42.5 grams.
- f.** If the weight is increased by one gram, then the number of raisins will increase by 22.

19. a.

- The independent variable is the number of hours spent playing video games and cumulative grade-point average is the dependent variable because we are using number of hours playing video games to predict (or explain) cumulative grade-point average.

b.



- c.** Using the LINear REGression program, the line of best fit is: $G(h) = -0.0942h + 3.2763$
- d.** If the number of hours playing video games in a week increases by 1 hour, the cumulative grade-point average decreases 0.09, on average.

e. $G(8) = -0.0942(8) + 3.2763 = 2.52$

We predict a grade-point average of approximately 2.52 for a student who plays 8 hours of video games each week.

f. $2.40 = -0.0942(h) + 3.2763$


$$2.40 - 3.2763 = -0.0942h$$

$$-0.8763 = -0.0942h$$

$$9.3 = h$$

A student who has a grade-point average of 2.40 will have played approximately 9.3 hours of video games.

20. a.



- b.** Using the LINear REGression program, the line of best fit is: $P(t) = 0.4755t + 64.0143$

Chapter 2: Linear and Quadratic Functions

- c. If the flight time increases by 1 minute, the ticket price increases by about \$0.4755, on average.

d. $P(90) = 0.4755(90) + 64.0143 = \107

- e. To find the time, we solve the following equation:

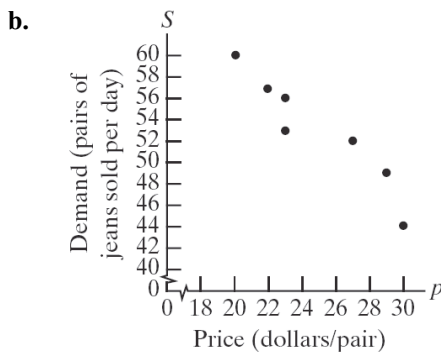
$$180 = 0.4755t + 64.0143$$

$$115.9857 = 0.4755t$$

$$244 \approx t$$

An airfare of \$180 would be for a flight time of about 244 minutes.

21. a. The relation is not a function because 23 is paired with both 56 and 53.



- c. Using the LINear REGression program, the line of best fit is: $D = -1.3355p + 86.1974$. The correlation coefficient is: $r \approx -0.9491$.

- d. If the price of the jeans increases by \$1, the demand for the jeans decreases by about 1.34 pairs per day.

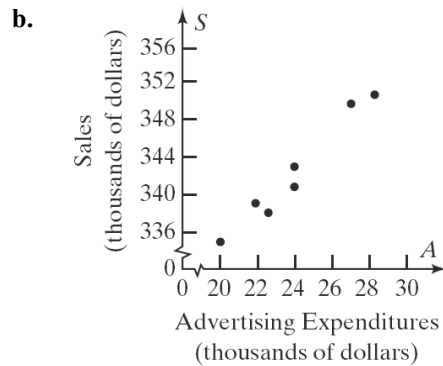
e. $D(p) = -1.3355p + 86.1974$

f. Domain: $\{p \mid 0 < p \leq 64\}$

Note that the p -intercept is roughly 64.54 and that the number of pairs of jeans in demand cannot be negative.

- g. $D(28) = -1.3355(28) + 86.1974 \approx 48.8034$
Demand is about 49 pairs.

22. a. The relation is not a function because 24 is paired with both 343 and 341.



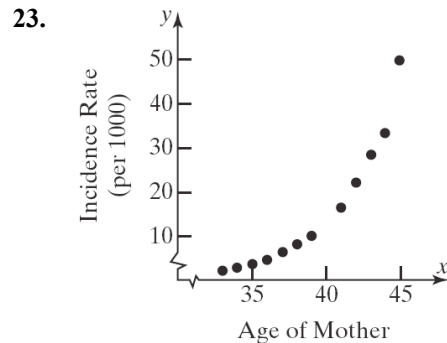
- c. Using the LINear REGression program, the line of best fit is: $S = 2.0667A + 292.8869$. The correlation coefficient is: $r \approx 0.9833$.

- d. As the advertising expenditure increases by \$1000, the sales increase by about \$2067.

e. $S(A) = 2.0667A + 292.8869$

f. Domain: $\{A \mid A \geq 0\}$

- g. $S(25) = 2.0667(25) + 292.8869 \approx 345$
Sales are about \$345 thousand.



The data do not follow a linear pattern so it would not make sense to find the line of best fit.

24. Using the LINear REGression program, the line of best fit is: $y = 1.5x + 3.5$ and the correlation coefficient is: $r = 1$. The linear relation between two points is perfect.

25. If the correlation coefficient is 0 then there is no linear relation.

26. The y -intercept would be the calories of a candy bar with weight 0 which would not be meaningful in this problem.

27. $G(0) = -0.0942(0) + 3.2763 = 3.2763$. The approximate grade-point average of a student

Section 2.3: Quadratic Functions and Their Zeros

who plays 0 hours of video games per week would be 3.28.

$$28. \quad m = \frac{-3-5}{3-(-1)} = \frac{-8}{4} = -2$$

$$y - y_1 = m(x - x_1)$$

$$y - 5 = -2(x + 1)$$

$$y - 5 = -2x - 2$$

$$y = -2x + 3 \text{ or}$$

$$2x + y = 3$$

29. The domain would be all real numbers except those that make the denominator zero.

$$x^2 - 25 = 0$$

$$x^2 = 25 \rightarrow x = \pm 5$$

So the domain is: $\{x \mid x \neq 5, -5\}$

30. $f(x) = 5x - 8$ and $g(x) = x^2 - 3x + 4$

$$(g - f)(x) = (x^2 - 3x + 4) - (5x - 8)$$

$$= x^2 - 3x + 4 - 5x + 8$$

$$= x^2 - 8x + 12$$

31. Since y is shifted to the left 3 units we would use $y = (x + 3)^2$. Since y is also shifted down 4 units, we would use $y = (x + 3)^2 - 4$.

Section 2.3

1. a. $x^2 - 5x - 6 = (x - 6)(x + 1)$

b. $2x^2 - x - 3 = (2x - 3)(x + 1)$

2. $\sqrt{8^2 - 4 \cdot 2 \cdot 3} = \sqrt{64 - 24}$
 $= \sqrt{40} = \sqrt{4 \cdot 10} = 2\sqrt{10}$

3. $(x - 3)(3x + 5) = 0$
 $x - 3 = 0$ or $3x + 5 = 0$
 $x = 3$ $3x = -5$
 $x = -\frac{5}{3}$

The solution set is $\left\{-\frac{5}{3}, 3\right\}$.

4. add; $\left(\frac{1}{2} \cdot 6\right)^2 = 9$

5. If $f(4) = 10$, then the point $(4, 10)$ is on the graph of f .

6. $f(-3) = (-3)^2 + 4(-3) + 3$
 $= 9 - 12 + 3 = 0$
 -3 is a zero of $f(x)$.

7. repeated; multiplicity 2

8. discriminant; negative

9. A quadratic function can have either 0, 1 or 2 real zeros.

10. $x = \frac{-b \pm \sqrt{b^2 - 4ac}}{2a}$

11. $f(x) = 0$
 $x^2 - 9x = 0$
 $x(x - 9) = 0$
 $x = 0$ or $x - 9 = 0$
 $x = 9$

The zeros of $f(x) = x^2 - 9x$ are 0 and 9. The x -intercepts of the graph of f are 0 and 9.

12. $f(x) = 0$
 $x^2 + 4x = 0$
 $x(x + 4) = 0$
 $x = 0$ or $x + 4 = 0$
 $x = -4$

The zeros of $f(x) = x^2 + 4x$ are -4 and 0. The x -intercepts of the graph of f are -4 and 0.

13. $g(x) = 0$
 $x^2 - 25 = 0$
 $(x + 5)(x - 5) = 0$
 $x + 5 = 0$ or $x - 5 = 0$
 $x = -5$ $x = 5$

The zeros of $g(x) = x^2 - 25$ are -5 and 5. The x -intercepts of the graph of g are -5 and 5.

Chapter 2: Linear and Quadratic Functions

14. $G(x) = 0$

$$x^2 - 9 = 0$$

$$(x+3)(x-3) = 0$$

$$x+3 = 0 \quad \text{or} \quad x-3 = 0$$

$$x = -3 \quad \quad \quad x = 3$$

The zeros of $G(x) = x^2 - 9$ are -3 and 3 . The x -intercepts of the graph of G are -3 and 3 .

15. $F(x) = 0$

$$x^2 + x - 6 = 0$$

$$(x+3)(x-2) = 0$$

$$x+3 = 0 \quad \text{or} \quad x-2 = 0$$

$$x = -3 \quad \quad \quad x = 2$$

The zeros of $F(x) = x^2 + x - 6$ are -3 and 2 . The x -intercepts of the graph of F are -3 and 2 .

16. $H(x) = 0$

$$x^2 + 7x + 6 = 0$$

$$(x+6)(x+1) = 0$$

$$x+6 = 0 \quad \text{or} \quad x+1 = 0$$

$$x = -6 \quad \quad \quad x = -1$$

The zeros of $H(x) = x^2 + 7x + 6$ are -6 and -1 . The x -intercepts of the graph of H are -6 and -1 .

17. $g(x) = 0$

$$2x^2 - 5x - 3 = 0$$

$$(2x+1)(x-3) = 0$$

$$2x+1 = 0 \quad \text{or} \quad x-3 = 0$$

$$x = -\frac{1}{2} \quad \quad \quad x = 3$$

The zeros of $g(x) = 2x^2 - 5x - 3$ are $-\frac{1}{2}$ and 3 .

The x -intercepts of the graph of g are $-\frac{1}{2}$ and 3 .

18. $f(x) = 0$

$$3x^2 + 5x + 2 = 0$$

$$(3x+2)(x+1) = 0$$

$$3x+2 = 0 \quad \text{or} \quad x+1 = 0$$

$$x = -\frac{2}{3} \quad \quad \quad x = -1$$

The zeros of $f(x) = 3x^2 + 5x + 2$ are -1 and

$-\frac{2}{3}$. The x -intercepts of the graph of f are -1

and $-\frac{2}{3}$.

19. $P(x) = 0$

$$3x^2 - 48 = 0$$

$$3(x^2 - 16) = 0$$

$$3(x+4)(x-4) = 0$$

$$t+4 = 0 \quad \text{or} \quad t-4 = 0$$

$$t = -4 \quad \quad \quad t = 4$$

The zeros of $P(x) = 3x^2 - 48$ are -4 and 4 .

The x -intercepts of the graph of P are -4 and 4 .

20. $H(x) = 0$

$$2x^2 - 50 = 0$$

$$2(x^2 - 25) = 0$$

$$2(x+5)(x-5) = 0$$

$$y+5 = 0 \quad \text{or} \quad y-5 = 0$$

$$y = -5 \quad \quad \quad y = 5$$

The zeros of $H(x) = 2x^2 - 50$ are -5 and 5 .

The x -intercepts of the graph of H are -5 and 5 .

21. $g(x) = 0$

$$x(x+8) + 12 = 0$$

$$x^2 + 8x + 12 = 0$$

$$(x+6)(x+2) = 0$$

$$x = -6 \quad \text{or} \quad x = -2$$

The zeros of $g(x) = x(x+8) + 12$ are -6 and -2 .

The x -intercepts of the graph of g are -6 and -2 .

22. $f(x) = 0$

$$x(x-4) - 12 = 0$$

$$x^2 - 4x - 12 = 0$$

$$(x-6)(x+2) = 0$$

$$x = -2 \quad \text{or} \quad x = 6$$

The zeros of $f(x) = x(x-4) - 12$ are -2 and 6 .

The x -intercepts of the graph of f are -2 and 6 .

Section 2.3: Quadratic Functions and Their Zeros

23. $G(x) = 0$

$$4x^2 + 9 - 12x = 0$$

$$4x^2 - 12x + 9 = 0$$

$$(2x-3)(2x-3) = 0$$

$$2x-3 = 0 \quad \text{or} \quad 2x-3 = 0$$

$$x = \frac{3}{2} \qquad x = \frac{3}{2}$$

The only zero of $G(x) = 4x^2 + 9 - 12x$ is $\frac{3}{2}$.

The only x -intercept of the graph of G is $\frac{3}{2}$.

24. $F(x) = 0$

$$25x^2 + 16 - 40x = 0$$

$$25x^2 - 40x + 16 = 0$$

$$(5x-4)(5x-4) = 0$$

$$5x-4 = 0 \quad \text{or} \quad 5x-4 = 0$$

$$x = \frac{4}{5} \qquad x = \frac{4}{5}$$

The only zero of $F(x) = 25x^2 + 16 - 40x$ is $\frac{4}{5}$.

The only x -intercept of the graph of F is $\frac{4}{5}$.

25. $f(x) = 0$

$$x^2 - 8 = 0$$

$$x^2 = 8$$

$$x = \pm\sqrt{8} = \pm 2\sqrt{2}$$

The zeros of $f(x) = x^2 - 8$ are $-2\sqrt{2}$ and $2\sqrt{2}$.

The x -intercepts of the graph of f are $-2\sqrt{2}$ and $2\sqrt{2}$.

26. $g(x) = 0$

$$x^2 - 18 = 0$$

$$x^2 = 18$$

$$x = \pm\sqrt{18} = \pm 3\sqrt{3}$$

The zeros of $g(x) = x^2 - 18$ are $-3\sqrt{3}$ and

$3\sqrt{3}$. The x -intercepts of the graph of g are $-3\sqrt{3}$ and $3\sqrt{3}$.

27. $g(x) = 0$

$$(x-1)^2 - 4 = 0$$

$$(x-1)^2 = 4$$

$$x-1 = \pm\sqrt{4}$$

$$x-1 = \pm 2$$

$$x-1 = 2 \quad \text{or} \quad x-1 = -2$$

$$x = 3 \qquad x = -1$$

The zeros of $g(x) = (x-1)^2 - 4$ are -1 and 3 .

The x -intercepts of the graph of g are -1 and 3 .

28. $G(x) = 0$

$$(x+2)^2 - 1 = 0$$

$$(x+2)^2 = 1$$

$$x+2 = \pm\sqrt{1}$$

$$x+2 = \pm 1$$

$$x+2 = 1 \quad \text{or} \quad x+2 = -1$$

$$x = -1 \qquad x = -3$$

The zeros of $G(x) = (x+2)^2 - 1$ are -3 and -1 .

The x -intercepts of the graph of G are -3 and -1 .

29. $F(x) = 0$

$$(2x+3)^2 - 32 = 0$$

$$(2x+3)^2 = 32$$

$$2x+3 = \pm\sqrt{32}$$

$$2x+3 = \pm 4\sqrt{2}$$

$$2x = -3 \pm 4\sqrt{2}$$

$$x = \frac{-3 \pm 4\sqrt{2}}{2}$$

The zeros of $F(x) = (2x+3)^2 - 32$ are

$\frac{-3+4\sqrt{2}}{2}$ and $\frac{-3-4\sqrt{2}}{2}$. The x -intercepts of

the graph of F are $\frac{-3+4\sqrt{2}}{2}$ and $\frac{-3-4\sqrt{2}}{2}$.

Chapter 2: Linear and Quadratic Functions

30. $F(x) = 0$

$$(3x-2)^2 - 75 = 0$$

$$(3x-2)^2 = 75$$

$$3x-2 = \pm\sqrt{75}$$

$$3x-2 = \pm 5\sqrt{3}$$

$$3x = 2 \pm 5\sqrt{3}$$

$$x = \frac{2 \pm 5\sqrt{3}}{3}$$

The zeros of $G(x) = (3x-2)^2 - 75$ are $\frac{2+5\sqrt{3}}{3}$

and $\frac{2-5\sqrt{3}}{3}$. The x -intercepts of the graph of G

are $\frac{2-5\sqrt{3}}{3}$ and $\frac{2+5\sqrt{3}}{3}$.

31. $f(x) = 0$

$$x^2 + 4x - 8 = 0$$

$$x^2 + 4x = 8$$

$$x^2 + 4x + 4 = 8 + 4$$

$$(x+2)^2 = 12$$

$$x+2 = \pm\sqrt{12}$$

$$x+2 = \pm 2\sqrt{3}$$

$$x = -2 \pm 2\sqrt{3}$$

$$x = -2 + 2\sqrt{3} \text{ or } x = -2 - 2\sqrt{3}$$

The zeros of $f(x) = x^2 + 4x - 8$ are $-2 + 2\sqrt{3}$

and $-2 - 2\sqrt{3}$. The x -intercepts of the graph of f

are $-2 + 2\sqrt{3}$ and $-2 - 2\sqrt{3}$.

32. $f(x) = 0$

$$x^2 - 6x - 9 = 0$$

$$x^2 - 6x + 9 = 9 + 9$$

$$(x-3)^2 = 18$$

$$x-3 = \pm\sqrt{18}$$

$$x = 3 \pm 3\sqrt{2}$$

The zeros of $f(x) = x^2 - 6x - 9$ are $3 - 3\sqrt{2}$

and $3 + 3\sqrt{2}$. The x -intercepts of the graph of f

are $3 - 3\sqrt{2}$ and $3 + 3\sqrt{2}$.

33. $g(x) = 0$

$$x^2 - \frac{1}{2}x - \frac{3}{16} = 0$$

$$x^2 - \frac{1}{2}x = \frac{3}{16}$$

$$x^2 - \frac{1}{2}x + \frac{1}{16} = \frac{3}{16} + \frac{1}{16}$$

$$\left(x - \frac{1}{4}\right)^2 = \frac{1}{4}$$

$$x - \frac{1}{4} = \pm\sqrt{\frac{1}{4}} = \pm\frac{1}{2}$$

$$x = \frac{1}{4} \pm \frac{1}{2}$$

$$x = \frac{3}{4} \text{ or } x = -\frac{1}{4}$$

The zeros of $g(x) = x^2 - \frac{1}{2}x - \frac{3}{16}$ are $-\frac{1}{4}$ and $\frac{3}{4}$.

The x -intercepts of the graph of g are $-\frac{1}{4}$ and $\frac{3}{4}$.

34. $g(x) = 0$

$$x^2 + \frac{2}{3}x - \frac{1}{3} = 0$$

$$x^2 + \frac{2}{3}x = \frac{1}{3}$$

$$x^2 + \frac{2}{3}x + \frac{1}{9} = \frac{1}{3} + \frac{1}{9}$$

$$\left(x + \frac{1}{3}\right)^2 = \frac{4}{9}$$

$$x + \frac{1}{3} = \pm\sqrt{\frac{4}{9}} = \pm\frac{2}{3}$$

$$x = -\frac{1}{3} \pm \frac{2}{3}$$

$$x = \frac{1}{3} \text{ or } x = -1$$

The zeros of $g(x) = x^2 + \frac{2}{3}x - \frac{1}{3}$ are -1 and $\frac{1}{3}$.

The x -intercepts of the graph of g are -1 and $\frac{1}{3}$.

Section 2.3: Quadratic Functions and Their Zeros

35. $F(x) = 0$

$$3x^2 + x - \frac{1}{2} = 0$$

$$x^2 + \frac{1}{3}x - \frac{1}{6} = 0$$

$$x^2 + \frac{1}{3}x = \frac{1}{6}$$

$$x^2 + \frac{1}{3}x + \frac{1}{36} = \frac{1}{6} + \frac{1}{36}$$

$$\left(x + \frac{1}{6}\right)^2 = \frac{7}{36}$$

$$x + \frac{1}{6} = \pm\sqrt{\frac{7}{36}} = \pm\frac{\sqrt{7}}{6}$$

$$x = \frac{-1 \pm \sqrt{7}}{6}$$

The zeros of $F(x) = 3x^2 + x - \frac{1}{2}$ are $\frac{-1-\sqrt{7}}{6}$ and

$\frac{-1+\sqrt{7}}{6}$. The x -intercepts of the graph of F are

$\frac{-1-\sqrt{7}}{6}$ and $\frac{-1+\sqrt{7}}{6}$.

36. $G(x) = 0$

$$2x^2 - 3x - 1 = 0$$

$$x^2 - \frac{3}{2}x - \frac{1}{2} = 0$$

$$x^2 - \frac{3}{2}x = \frac{1}{2}$$

$$x^2 - \frac{3}{2}x + \frac{9}{16} = \frac{1}{2} + \frac{9}{16}$$

$$\left(x - \frac{3}{4}\right)^2 = \frac{17}{16}$$

$$x - \frac{3}{4} = \pm\sqrt{\frac{17}{16}} = \pm\frac{\sqrt{17}}{4}$$

$$x = \frac{3 \pm \sqrt{17}}{4}$$

The zeros of $G(x) = 2x^2 - 3x - 1$ are $\frac{3-\sqrt{17}}{4}$ and

$\frac{3+\sqrt{17}}{4}$. The x -intercepts of the graph of G are

$\frac{3-\sqrt{17}}{4}$ and $\frac{3+\sqrt{17}}{4}$.

37. $f(x) = 0$

$$x^2 - 4x + 2 = 0$$

$$a = 1, \quad b = -4, \quad c = 2$$

$$x = \frac{-(-4) \pm \sqrt{(-4)^2 - 4(1)(2)}}{2(1)} = \frac{4 \pm \sqrt{16-8}}{2}$$

$$= \frac{4 \pm \sqrt{8}}{2} = \frac{4 \pm 2\sqrt{2}}{2} = 2 \pm \sqrt{2}$$

The zeros of $f(x) = x^2 - 4x + 2$ are $2 - \sqrt{2}$ and

$2 + \sqrt{2}$. The x -intercepts of the graph of f are

$2 - \sqrt{2}$ and $2 + \sqrt{2}$.

38. $f(x) = 0$

$$x^2 + 4x + 2 = 0$$

$$a = 1, \quad b = 4, \quad c = 2$$

$$x = \frac{-4 \pm \sqrt{4^2 - 4(1)(2)}}{2(1)} = \frac{-4 \pm \sqrt{16-8}}{2}$$

$$= \frac{-4 \pm \sqrt{8}}{2} = \frac{-4 \pm 2\sqrt{2}}{2} = -2 \pm \sqrt{2}$$

The zeros of $f(x) = x^2 + 4x + 2$ are $-2 - \sqrt{2}$

and $-2 + \sqrt{2}$. The x -intercepts of the graph of f

are $-2 - \sqrt{2}$ and $-2 + \sqrt{2}$.

39. $g(x) = 0$

$$x^2 - 4x - 1 = 0$$

$$a = 1, \quad b = -4, \quad c = -1$$

$$x = \frac{-(-4) \pm \sqrt{(-4)^2 - 4(1)(-1)}}{2(1)} = \frac{4 \pm \sqrt{16+4}}{2}$$

$$= \frac{4 \pm \sqrt{20}}{2} = \frac{4 \pm 2\sqrt{5}}{2} = 2 \pm \sqrt{5}$$

The zeros of $g(x) = x^2 - 4x - 1$ are $2 - \sqrt{5}$ and

$2 + \sqrt{5}$. The x -intercepts of the graph of g are

$2 - \sqrt{5}$ and $2 + \sqrt{5}$.

40. $g(x) = 0$

$$x^2 + 6x + 1 = 0$$

$$a = 1, \quad b = 6, \quad c = 1$$

$$x = \frac{-6 \pm \sqrt{6^2 - 4(1)(1)}}{2(1)} = \frac{-6 \pm \sqrt{36-4}}{2}$$

$$= \frac{-6 \pm \sqrt{32}}{2} = \frac{-6 \pm 4\sqrt{2}}{2} = -3 \pm 2\sqrt{2}$$

The zeros of $g(x) = x^2 + 6x + 1$ are $-3 - 2\sqrt{2}$

Chapter 2: Linear and Quadratic Functions

and $-3+2\sqrt{2}$. The x -intercepts of the graph of g are $-3-2\sqrt{2}$ and $-3+2\sqrt{2}$.

41. $F(x) = 0$
 $2x^2 - 5x + 3 = 0$
 $a = 2, b = -5, c = 3$

$$x = \frac{-(-5) \pm \sqrt{(-5)^2 - 4(2)(3)}}{2(2)} = \frac{5 \pm \sqrt{25 - 24}}{4}$$

$$= \frac{5 \pm 1}{4} = \frac{3}{2} \text{ or } 1$$

The zeros of $F(x) = 2x^2 - 5x + 3$ are 1 and $\frac{3}{2}$.

The x -intercepts of the graph of F are 1 and $\frac{3}{2}$.

42. $g(x) = 0$
 $2x^2 + 5x + 3 = 0$
 $a = 2, b = 5, c = 3$

$$x = \frac{-5 \pm \sqrt{5^2 - 4(2)(3)}}{2(2)} = \frac{-5 \pm \sqrt{25 - 24}}{4}$$

$$= \frac{-5 \pm 1}{4} = -1 \text{ or } -\frac{3}{2}$$

The zeros of $g(x) = 2x^2 + 5x + 3$ are $-\frac{3}{2}$ and -1 .

The x -intercepts of the graph of g are $-\frac{3}{2}$ and -1 .

43. $P(x) = 0$
 $4x^2 - x + 2 = 0$
 $a = 4, b = -1, c = 2$

$$x = \frac{-(-1) \pm \sqrt{(-1)^2 - 4(4)(2)}}{2(4)} = \frac{1 \pm \sqrt{1 - 32}}{8}$$

$$= \frac{1 \pm \sqrt{-31}}{8} = \text{not real}$$

The function $P(x) = 4x^2 - x + 2$ has no real zeros, and the graph of P has no x -intercepts.

44. $H(x) = 0$
 $4x^2 + x + 1 = 0$
 $a = 4, b = 1, c = 1$

$$t = \frac{-1 \pm \sqrt{1^2 - 4(4)(1)}}{2(4)} = \frac{-1 \pm \sqrt{1 - 16}}{8}$$

$$= \frac{-1 \pm \sqrt{-15}}{8} = \text{not real}$$

The function $H(x) = 4x^2 + x + 1$ has no real zeros, and the graph of H has no x -intercepts.

45. $f(x) = 0$
 $4x^2 - 1 + 2x = 0$
 $4x^2 + 2x - 1 = 0$
 $a = 4, b = 2, c = -1$

$$x = \frac{-2 \pm \sqrt{2^2 - 4(4)(-1)}}{2(4)} = \frac{-2 \pm \sqrt{4 + 16}}{8}$$

$$= \frac{-2 \pm \sqrt{20}}{8} = \frac{-2 \pm 2\sqrt{5}}{8} = \frac{-1 \pm \sqrt{5}}{4}$$

The zeros of $f(x) = 4x^2 - 1 + 2x$ are $\frac{-1-\sqrt{5}}{4}$

and $\frac{-1+\sqrt{5}}{4}$. The x -intercepts of the graph of f

are $\frac{-1-\sqrt{5}}{4}$ and $\frac{-1+\sqrt{5}}{4}$.

46. $f(x) = 0$
 $2x^2 - 1 + 2x = 0$
 $2x^2 + 2x - 1 = 0$
 $a = 2, b = 2, c = -1$

$$x = \frac{-2 \pm \sqrt{2^2 - 4(2)(-1)}}{2(2)} = \frac{-2 \pm \sqrt{4 + 8}}{4}$$

$$= \frac{-2 \pm \sqrt{12}}{4} = \frac{-2 \pm 2\sqrt{3}}{4} = \frac{-1 \pm \sqrt{3}}{2}$$

The zeros of $f(x) = 2x^2 - 1 + 2x$ are $\frac{-1-\sqrt{3}}{2}$

and $\frac{-1+\sqrt{3}}{2}$. The x -intercepts of the graph of f

are $\frac{-1-\sqrt{3}}{2}$ and $\frac{-1+\sqrt{3}}{2}$.

47. $G(x) = 0$
 $2x(x+2) - 3 = 0$
 $2x^2 + 4x - 3 = 0$
 $a = 2, b = 4, c = -3$

$$x = \frac{-4 \pm \sqrt{4^2 - 4(2)(-3)}}{2(2)} = \frac{-4 \pm \sqrt{16 + 24}}{4}$$

$$= \frac{-4 \pm \sqrt{40}}{4} = \frac{-4 \pm 2\sqrt{10}}{4} = \frac{-2 \pm \sqrt{10}}{2}$$

The zeros of $G(x) = 2x(x+2) - 3$ are $\frac{-2+\sqrt{10}}{2}$

Section 2.3: Quadratic Functions and Their Zeros

and $\frac{-2-\sqrt{10}}{2}$. The x -intercepts of the graph of G are $\frac{-2+\sqrt{10}}{2}$ and $\frac{-2-\sqrt{10}}{2}$.

48. $F(x) = 0$

$$3x(x+2) - 1 = 0 \Rightarrow 3x^2 + 6x - 1 = 0$$

$$a = 3, \quad b = 6, \quad c = -1$$

$$x = \frac{-6 \pm \sqrt{(6)^2 - 4(3)(-1)}}{2(3)} = \frac{-6 \pm \sqrt{36+12}}{6}$$

$$= \frac{-6 \pm \sqrt{48}}{6} = \frac{-6 \pm 4\sqrt{3}}{6} = \frac{-3 \pm 2\sqrt{3}}{3}$$

The zeros of $F(x) = 3x(x+2) - 1$ are $\frac{-3+2\sqrt{3}}{3}$

and $\frac{-3-2\sqrt{3}}{3}$. The x -intercepts of the graph of G

are $\frac{-3+2\sqrt{3}}{3}$ and $\frac{-3-2\sqrt{3}}{3}$.

49. $p(x) = 0$

$$9x^2 - 6x + 1 = 0$$

$$a = 9, \quad b = -6, \quad c = 1$$

$$x = \frac{-(-6) \pm \sqrt{(-6)^2 - 4(9)(1)}}{2(9)} = \frac{6 \pm \sqrt{36-36}}{18}$$

$$= \frac{6 \pm 0}{18} = \frac{1}{3}$$

The only real zero of $p(x) = 9x^2 - 6x + 1$ is $\frac{1}{3}$.

The only x -intercept of the graph of g is $\frac{1}{3}$.

50. $q(x) = 0$

$$4x^2 + 20x + 25 = 0$$

$$a = 4, \quad b = 20, \quad c = 25$$

$$x = \frac{-20 \pm \sqrt{(20)^2 - 4(4)(25)}}{2(4)} = \frac{-20 \pm \sqrt{400-400}}{8}$$

$$= \frac{-20 \pm 0}{8} = -\frac{20}{8} = -\frac{5}{2}$$

The only real zero of $q(x) = 4x^2 + 20x + 25$ is

$-\frac{5}{2}$. The only x -intercept of the graph of F is $-\frac{5}{2}$.

51. $f(x) = g(x)$

$$x^2 + 6x + 3 = 3$$

$$x^2 + 6x = 0 \Rightarrow x(x+6) = 0$$

$$x = 0 \quad \text{or} \quad x + 6 = 0$$

$$x = -6$$

The x -coordinates of the points of intersection are -6 and 0 . The y -coordinates are $g(-6) = 3$ and $g(0) = 3$. The graphs of the f and g intersect at the points $(-6, 3)$ and $(0, 3)$.

52. $f(x) = g(x)$

$$x^2 - 4x + 3 = 3$$

$$x^2 - 4x = 0$$

$$x(x-4) = 0$$

$$x = 0 \quad \text{or} \quad x - 4 = 0$$

$$x = 4$$

The x -coordinates of the points of intersection are 0 and 4 . The y -coordinates are $g(0) = 3$ and $g(4) = 3$. The graphs of the f and g intersect at the points $(0, 3)$ and $(4, 3)$.

53. $f(x) = g(x)$

$$-2x^2 + 1 = 3x + 2$$

$$0 = 2x^2 + 3x + 1$$

$$0 = (2x+1)(x+1)$$

$$2x+1 = 0 \quad \text{or} \quad x+1 = 0$$

$$x = -\frac{1}{2} \quad \text{or} \quad x = -1$$

The x -coordinates of the points of intersection are -1 and $-\frac{1}{2}$. The y -coordinates are

$$g(-1) = 3(-1) + 2 = -3 + 2 = -1 \quad \text{and}$$

$$g\left(-\frac{1}{2}\right) = 3\left(-\frac{1}{2}\right) + 2 = -\frac{3}{2} + 2 = \frac{1}{2}.$$

The graphs of the f and g intersect at the points $(-1, -1)$ and $\left(-\frac{1}{2}, \frac{1}{2}\right)$.

Chapter 2: Linear and Quadratic Functions

54. $f(x) = g(x)$
 $3x^2 - 7 = 10x + 1$
 $3x^2 - 10x - 8 = 0$
 $(3x + 2)(x - 4) = 0$
 $3x + 2 = 0$ or $x - 4 = 0$
 $x = -\frac{2}{3}$ $x = 4$

The x -coordinates of the points of intersection are $-\frac{2}{3}$ and 4. The y -coordinates are

$g\left(-\frac{2}{3}\right) = 10\left(-\frac{2}{3}\right) + 1 = -\frac{20}{3} + 1 = -\frac{17}{3}$ and
 $g(4) = 10(4) + 1 = 40 + 1 = 41$.

The graphs of the f and g intersect at the points $\left(-\frac{2}{3}, -\frac{17}{3}\right)$ and $(4, 41)$.

55. $f(x) = g(x)$
 $x^2 - x + 1 = 2x^2 - 3x - 14$
 $0 = x^2 - 2x - 15$
 $0 = (x + 3)(x - 5)$
 $x + 3 = 0$ or $x - 5 = 0$
 $x = -3$ $x = 5$

The x -coordinates of the points of intersection are -3 and 5. The y -coordinates are

$f(-3) = (-3)^2 - (-3) + 1 = 9 + 3 + 1 = 13$ and
 $f(5) = 5^2 - 5 + 1 = 25 - 5 + 1 = 21$.

The graphs of the f and g intersect at the points $(-3, 13)$ and $(5, 21)$.

56. $f(x) = g(x)$
 $x^2 + 5x - 3 = 2x^2 + 7x - 27$
 $0 = x^2 + 2x - 24$
 $0 = (x + 6)(x - 4)$
 $x + 6 = 0$ or $x - 4 = 0$
 $x = -6$ $x = 4$

The x -coordinates of the points of intersection are -6 and 4. The y -coordinates are

$f(-6) = (-6)^2 + 5(-6) - 3 = 36 - 30 - 3 = 3$ and
 $f(4) = 4^2 + 5(4) - 3 = 16 + 20 - 3 = 33$.

The graphs of the f and g intersect at the points $(-6, 3)$ and $(4, 33)$.

57. $P(x) = 0$
 $x^4 - 6x^2 - 16 = 0$
 $(x^2 + 2)(x^2 - 8) = 0$
 $x^2 + 2 = 0$ or $x^2 - 8 = 0$
 $x^2 = -2$ $x^2 = 8$
 $x = \pm\sqrt{-2}$ $x = \pm\sqrt{8}$
 $= \text{not real}$ $= \pm 2\sqrt{2}$

The zeros of $P(x) = x^4 - 6x^2 - 16$ are $-2\sqrt{2}$ and $2\sqrt{2}$. The x -intercepts of the graph of P are $-2\sqrt{2}$ and $2\sqrt{2}$.

58. $H(x) = 0$
 $x^4 - 3x^2 - 4 = 0$
 $(x^2 + 1)(x^2 - 4) = 0$
 $x^2 + 1 = 0$ or $x^2 - 4 = 0$
 $x^2 = -1$ $x^2 = 4$
 $x = \pm\sqrt{-1}$ $x = \pm\sqrt{4}$
 $= \text{not real}$ $= \pm 2$

The zeros of $H(x) = x^4 - 3x^2 - 4$ are -2 and 2. The x -intercepts of the graph of H are -2 and 2.

59. $f(x) = 0$
 $x^4 - 5x^2 + 4 = 0$
 $(x^2 - 4)(x^2 - 1) = 0$
 $x^2 - 4 = 0$ or $x^2 - 1 = 0$
 $x = \pm 2$ or $x = \pm 1$

The zeros of $f(x) = x^4 - 5x^2 + 4$ are -2 , -1 , 1, and 2. The x -intercepts of the graph of f are -2 , -1 , 1, and 2.

60. $f(x) = 0$
 $x^4 - 10x^2 + 24 = 0$
 $(x^2 - 4)(x^2 - 6) = 0$
 $x^2 - 4 = 0$ or $x^2 - 6 = 0$
 $x^2 = 4$ $x^2 = 6$
 $x = \pm 2$ $x = \pm\sqrt{6}$

The zeros of $f(x) = x^4 - 10x^2 + 24$ are $-\sqrt{6}$, $\sqrt{6}$, 2 and -2 . The x -intercepts of the graph of f are $-\sqrt{6}$, $\sqrt{6}$, 2 and -2 .

Section 2.3: Quadratic Functions and Their Zeros

61. $G(x) = 0$
 $3x^4 - 2x^2 - 1 = 0$
 $(3x^2 + 1)(x^2 - 1) = 0$
 $3x^2 + 1 = 0$ or $x^2 - 1 = 0$
 $x^2 = -\frac{1}{3}$ $x^2 = 1$
 $x = \pm\sqrt{-\frac{1}{3}}$ $x = \pm\sqrt{1}$
 $x = \pm\sqrt{-\frac{1}{3}}$ $= \pm 1$
 $x = \text{not real}$
 The zeros of $G(x) = 3x^4 - 2x^2 - 1$ are -1 and 1 .
 The x -intercepts of the graph of G are -1 and 1 .

62. $F(x) = 0$
 $2x^4 - 5x^2 - 12 = 0$
 $(2x^2 + 3)(x^2 - 4) = 0$
 $2x^2 + 3 = 0$ or $x^2 - 4 = 0$
 $x^2 = -\frac{3}{2}$ $x^2 = 4$
 $x = \pm\sqrt{-\frac{3}{2}}$ $x = \pm\sqrt{4}$
 $= \text{not real}$ $= \pm 2$
 The zeros of $F(x) = 2x^4 - 5x^2 - 12$ are -2 and 2 .
 The x -intercepts of the graph of F are -2 and 2 .

63. $g(x) = 0$
 $x^6 + 7x^3 - 8 = 0$
 $(x^3 + 8)(x^3 - 1) = 0$
 $x^3 + 8 = 0$ or $x^3 - 1 = 0$
 $x^3 = -8$ $x^3 = 1$
 $x = -2$ $x = 1$
 The zeros of $g(x) = x^6 + 7x^3 - 8$ are -2 and 1 .
 The x -intercepts of the graph of g are -2 and 1 .

64. $g(x) = 0$
 $x^6 - 7x^3 - 8 = 0$
 $(x^3 - 8)(x^3 + 1) = 0$
 $x^3 - 8 = 0$ or $x^3 + 1 = 0$
 $x^3 = 8$ $x^3 = -1$
 $x = 2$ $x = -1$
 The zeros of $g(x) = x^6 - 7x^3 - 8$ are -1 and 2 .
 The x -intercepts of the graph of g are -1 and 2 .

65. $G(x) = 0$
 $(x+2)^2 + 7(x+2) + 12 = 0$
 Let $u = x+2 \rightarrow u^2 = (x+2)^2$
 $u^2 + 7u + 12 = 0$
 $(u+3)(u+4) = 0$
 $u+3 = 0$ or $u+4 = 0$
 $u = -3$ $u = -4$
 $x+2 = -3$ $x+2 = -4$
 $x = -5$ $x = -6$
 The zeros of $G(x) = (x+2)^2 + 7(x+2) + 12$ are -6 and -5 . The x -intercepts of the graph of G are -6 and -5 .

66. $f(x) = 0$
 $(2x+5)^2 - (2x+5) - 6 = 0$
 Let $u = 2x+5 \rightarrow u^2 = (2x+5)^2$
 $u^2 - u - 6 = 0$
 $(u-3)(u+2) = 0$
 $u-3 = 0$ or $u+2 = 0$
 $u = 3$ $u = -2$
 $2x+5 = 3$ $2x+5 = -2$
 $x = -1$ $x = -\frac{7}{2}$
 The zeros of $f(x) = (2x+5)^2 - (2x+5) - 6$ are $-\frac{7}{2}$ and -1 . The x -intercepts of the graph of f are $-\frac{7}{2}$ and -1 .

67. $f(x) = 0$
 $(3x+4)^2 - 6(3x+4) + 9 = 0$
 Let $u = 3x+4 \rightarrow u^2 = (3x+4)^2$
 $u^2 - 6u + 9 = 0$
 $(u-3)^2 = 0$
 $u-3 = 0$
 $u = 3$
 $3x+4 = 3$
 $x = -\frac{1}{3}$
 The only zero of $f(x) = (3x+4)^2 - 6(3x+4) + 9$ is $-\frac{1}{3}$. The x -intercept of the graph of f is $-\frac{1}{3}$.

Chapter 2: Linear and Quadratic Functions

68. $H(x) = 0$

$$(2-x)^2 + (2-x) - 20 = 0$$

Let $u = 2-x \rightarrow u^2 = (2-x)^2$

$$u^2 + u - 20 = 0$$

$$(u+5)(u-4) = 0$$

$$u+5 = 0 \quad \text{or} \quad u-4 = 0$$

$$u = -5 \quad u = 4$$

$$2-x = -5 \quad 2-x = 4$$

$$x = 7 \quad x = -2$$

The zeros of $H(x) = (2-x)^2 + (2-x) - 20$ are -2 and 7 . The x -intercepts of the graph of H are -2 and 7 .

69. $P(x) = 0$

$$2(x+1)^2 - 5(x+1) - 3 = 0$$

Let $u = x+1 \rightarrow u^2 = (x+1)^2$

$$2u^2 - 5u - 3 = 0$$

$$(2u+1)(u-3) = 0$$

$$2u+1 = 0 \quad \text{or} \quad u-3 = 0$$

$$u = -\frac{1}{2} \quad u = 3$$

$$x+1 = -\frac{1}{2} \quad x+1 = 3$$

$$x = -\frac{3}{2}$$

The zeros of $P(x) = 2(x+1)^2 - 5(x+1) - 3$ are $-\frac{3}{2}$ and 2 . The x -intercepts of the graph of P are $-\frac{3}{2}$ and 2 .

70. $H(x) = 0$

$$3(1-x)^2 + 5(1-x) + 2 = 0$$

Let $u = 1-x \rightarrow u^2 = (1-x)^2$

$$3u^2 + 5u + 2 = 0$$

$$(3u+2)(u+1) = 0$$

$$3u+2 = 0 \quad \text{or} \quad u+1 = 0$$

$$u = -\frac{2}{3} \quad u = -1$$

$$1-x = -\frac{2}{3} \quad x = 2$$

$$x = \frac{5}{3}$$

The zeros of $H(x) = 3(1-x)^2 + 5(1-x) + 2$ are $\frac{5}{3}$ and 2 . The x -intercepts of the graph of H are $\frac{5}{3}$ and 2 .

71. $G(x) = 0$

$$x - 4\sqrt{x} = 0$$

Let $u = \sqrt{x} \rightarrow u^2 = x$

$$u^2 - 4u = 0$$

$$u(u-4) = 0$$

$$u = 0 \quad \text{or} \quad u - 4 = 0$$

$$u = 4$$

$$\sqrt{x} = 0 \quad \sqrt{x} = 4$$

$$x = 0^2 = 0 \quad x = 4^2 = 16$$

Check:

$$G(0) = 0 - 4\sqrt{0} = 0$$

$$G(16) = 16 - 4\sqrt{16} = 16 - 16 = 0$$

The zeros of $G(x) = x - 4\sqrt{x}$ are 0 and 16 . The x -intercepts of the graph of G are 0 and 16 .

72. $f(x) = 0$

$$x + 8\sqrt{x} = 0$$

Let $u = \sqrt{x} \rightarrow u^2 = x$

$$u^2 + 8u = 0$$

$$u(u+8) = 0$$

$$u = 0 \quad \text{or} \quad u + 8 = 0$$

$$u = -8$$

$$\sqrt{x} = 0 \quad \sqrt{x} = -8$$

$$x = 0^2 = 0 \quad x = \text{not real}$$

Check: $f(0) = 0 + 8\sqrt{0} = 0$

The only zero of $f(x) = x + 8\sqrt{x}$ is 0 . The only x -intercept of the graph of f is 0 .

73. $g(x) = 0$

$$x + \sqrt{x} - 20 = 0$$

Let $u = \sqrt{x} \rightarrow u^2 = x$

$$u^2 + u - 20 = 0$$

$$(u+5)(u-4) = 0$$

Section 2.3: Quadratic Functions and Their Zeros

$$u + 5 = 0 \quad \text{or} \quad u - 4 = 0$$

$$u = -5 \quad u = 4$$

$$\sqrt{x} = -5 \quad \sqrt{x} = 4$$

$$x = \text{not real} \quad x = 4^2 = 16$$

Check: $g(16) = 16 + \sqrt{16} - 20 = 16 + 4 - 20 = 0$

The only zero of $g(x) = x + \sqrt{x} - 20$ is 16. The only x -intercept of the graph of g is 16.

74. $f(x) = 0$

$$x + \sqrt{x} - 2 = 0$$

Let $u = \sqrt{x} \rightarrow u^2 = x$

$$u^2 + u - 2 = 0$$

$$(u-1)(u+2) = 0$$

$$u-1 = 0 \quad \text{or} \quad u+2 = 0$$

$$u = 1 \quad u = -2$$

$$\sqrt{x} = 1 \quad \sqrt{x} = -2$$

$$x = 1^2 = 1 \quad x = \text{not real}$$

Check: $f(1) = 1 + \sqrt{1} - 2 = 1 + 1 - 2 = 0$

The only zero of $f(x) = x + \sqrt{x} - 2$ is 1. The only x -intercept of the graph of f is 1.

75. $f(x) = 0$

$$x^2 - 50 = 0$$

$$x^2 = 50 \Rightarrow x = \pm\sqrt{50} = \pm 5\sqrt{2}$$

The zeros of $f(x) = x^2 - 50$ are $-5\sqrt{2}$ and $5\sqrt{2}$. The x -intercepts of the graph of f are $-5\sqrt{2}$ and $5\sqrt{2}$.

76. $f(x) = 0$

$$x^2 - 20 = 0$$

$$x^2 = 20 \Rightarrow x = \pm\sqrt{20} = \pm 2\sqrt{5}$$

The zeros of $f(x) = x^2 - 20$ are $-2\sqrt{5}$ and $2\sqrt{5}$. The x -intercepts of the graph of f are $-2\sqrt{5}$ and $2\sqrt{5}$.

77. $g(x) = 0$

$$16x^2 - 8x + 1 = 0$$

$$(4x-1)^2 = 0$$

$$4x-1 = 0 \Rightarrow x = \frac{1}{4}$$

The only real zero of $g(x) = 16x^2 - 8x + 1$ is $\frac{1}{4}$.

The only x -intercept of the graph of g is $\frac{1}{4}$.

78. $F(x) = 0$

$$4x^2 - 12x + 9 = 0$$

$$(2x-3)^2 = 0$$

$$2x-3 = 0 \Rightarrow x = \frac{3}{2}$$

The only real zero of $F(x) = 4x^2 - 12x + 9$ is $\frac{3}{2}$.

The only x -intercept of the graph of F is $\frac{3}{2}$.

79. $G(x) = 0$

$$10x^2 - 19x - 15 = 0$$

$$(5x+3)(2x-5) = 0$$

$$5x+3 = 0 \quad \text{or} \quad 2x-5 = 0$$

$$x = -\frac{3}{5} \quad x = \frac{5}{2}$$

The zeros of $G(x) = 10x^2 - 19x - 15$ are $-\frac{3}{5}$ and $\frac{5}{2}$. The x -intercepts of the graph of G are $-\frac{3}{5}$ and $\frac{5}{2}$.

80. $f(x) = 0$

$$6x^2 + 7x - 20 = 0$$

$$(3x-4)(2x+5) = 0$$

$$3x-4 = 0 \quad \text{or} \quad 2x+5 = 0$$

$$x = \frac{4}{3} \quad x = -\frac{5}{2}$$

The zeros of $f(x) = 6x^2 + 7x - 20$ are $-\frac{5}{2}$ and $\frac{4}{3}$.

The x -intercepts of the graph of f are $-\frac{5}{2}$ and $\frac{4}{3}$.

81. $P(x) = 0$

$$6x^2 - x - 2 = 0$$

$$(3x-2)(2x+1) = 0$$

$$3x-2 = 0 \quad \text{or} \quad 2x+1 = 0$$

$$x = \frac{2}{3} \quad x = -\frac{1}{2}$$

Chapter 2: Linear and Quadratic Functions

The zeros of $P(x) = 6x^2 - x - 2$ are $-\frac{1}{2}$ and $\frac{2}{3}$.

The x -intercepts of the graph of P are $-\frac{1}{2}$ and $\frac{2}{3}$.

82. $H(x) = 0$

$$6x^2 + x - 2 = 0$$

$$(3x+2)(2x-1) = 0$$

$$3x+2=0 \quad \text{or} \quad 2x-1=0$$

$$x = -\frac{2}{3} \qquad x = \frac{1}{2}$$

The zeros of $H(x) = 6x^2 + x - 2$ are $-\frac{2}{3}$ and $\frac{1}{2}$.

The x -intercepts of the graph of H are $-\frac{2}{3}$ and $\frac{1}{2}$.

83. $G(x) = 0$

$$x^2 + \sqrt{2}x - \frac{1}{2} = 0$$

$$2\left(x^2 + \sqrt{2}x - \frac{1}{2}\right) = (0)(2)$$

$$2x^2 + 2\sqrt{2}x - 1 = 0$$

$$a = 2, \quad b = 2\sqrt{2}, \quad c = -1$$

$$x = \frac{-2\sqrt{2} \pm \sqrt{(2\sqrt{2})^2 - 4(2)(-1)}}{2(2)}$$

$$= \frac{-2\sqrt{2} \pm \sqrt{8+8}}{4} = \frac{-2\sqrt{2} \pm \sqrt{16}}{4}$$

$$= \frac{-2\sqrt{2} \pm 4}{4} = \frac{-\sqrt{2} \pm 2}{2}$$

The zeros of $G(x) = x^2 + \sqrt{2}x - \frac{1}{2}$ are $\frac{-\sqrt{2}-2}{2}$

and $\frac{-\sqrt{2}+2}{2}$. The x -intercepts of the graph of G

are $\frac{-\sqrt{2}-2}{2}$ and $\frac{-\sqrt{2}+2}{2}$.

84. $F(x) = 0$

$$\frac{1}{2}x^2 - \sqrt{2}x - 1 = 0$$

$$2\left(\frac{1}{2}x^2 - \sqrt{2}x - 1\right) = (0)(2)$$

$$x^2 - 2\sqrt{2}x - 2 = 0$$

$$a = 1, \quad b = -2\sqrt{2}, \quad c = -2$$

$$x = \frac{-(-2\sqrt{2}) \pm \sqrt{(-2\sqrt{2})^2 - 4(1)(-2)}}{2(1)}$$

$$= \frac{2\sqrt{2} \pm \sqrt{16}}{2} = \frac{2\sqrt{2} \pm 4}{2} = \frac{\sqrt{2} \pm 2}{1}$$

The zeros of $F(x) = \frac{1}{2}x^2 - \sqrt{2}x - 1$ are $\sqrt{2} - 2$

and $\sqrt{2} + 2$. The x -intercepts of the graph of F are $\sqrt{2} - 2$ and $\sqrt{2} + 2$.

85. $f(x) = 0$

$$x^2 + x - 4 = 0$$

$$a = 1, \quad b = 1, \quad c = -4$$

$$x = \frac{-1 \pm \sqrt{(1)^2 - 4(1)(-4)}}{2(1)}$$

$$= \frac{-1 \pm \sqrt{1+16}}{2} = \frac{-1 \pm \sqrt{17}}{2}$$

The zeros of $f(x) = x^2 + x - 4$ are $\frac{-1-\sqrt{17}}{2}$ and

$\frac{-1+\sqrt{17}}{2}$. The x -intercepts of the graph of f are

$\frac{-1-\sqrt{17}}{2}$ and $\frac{-1+\sqrt{17}}{2}$.

86. $g(x) = 0$

$$x^2 + x - 1 = 0$$

$$a = 1, \quad b = 1, \quad c = -1$$

$$x = \frac{-1 \pm \sqrt{(1)^2 - 4(1)(-1)}}{2(1)} = \frac{-1 \pm \sqrt{5}}{2}$$

The zeros of $g(x) = x^2 + x - 1$ are $\frac{-1-\sqrt{5}}{2}$ and

$\frac{-1+\sqrt{5}}{2}$. The x -intercepts of the graph of g are

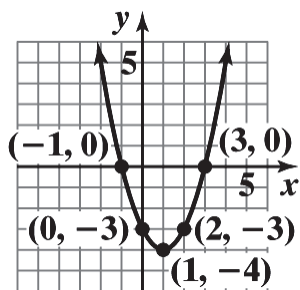
$\frac{-1-\sqrt{5}}{2}$ and $\frac{-1+\sqrt{5}}{2}$.

87. a. $g(x) = (x-1)^2 - 4$

Using the graph of $y = x^2$, horizontally shift to the right 1 unit, and then vertically shift

Section 2.3: Quadratic Functions and Their Zeros

downward 4 units.



b.

$$g(x) = 0$$

$$(x-1)^2 - 4 = 0$$

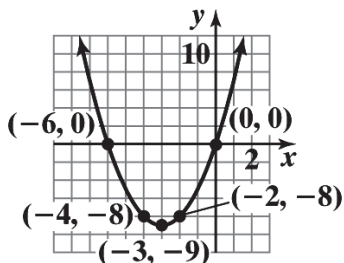
$$x^2 - 2x + 1 - 4 = 0$$

$$x^2 - 2x - 3 = 0$$

$$(x+1)(x-3) = 0 \Rightarrow x = -1 \text{ or } x = 3$$

88. a. $F(x) = (x+3)^2 - 9$

Using the graph of $y = x^2$, horizontally shift to the left 3 units, and then vertically shift downward 9 units.



b.

$$F(x) = 0$$

$$(x+3)^2 - 9 = 0$$

$$x^2 + 6x + 9 - 9 = 0$$

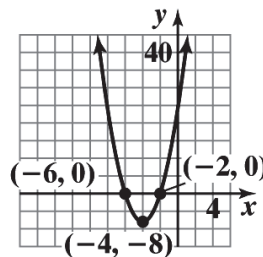
$$x^2 + 6x = 0$$

$$x(x+6) = 0 \Rightarrow x = 0 \text{ or } x = -6$$

89. a. $f(x) = 2(x+4)^2 - 8$

Using the graph of $y = x^2$, horizontally shift to the left 4 units, vertically stretch by a factor of 2, and then vertically shift downward 8

units.



b.

$$f(x) = 0$$

$$2(x+4)^2 - 8 = 0$$

$$2(x^2 + 8x + 16) - 8 = 0$$

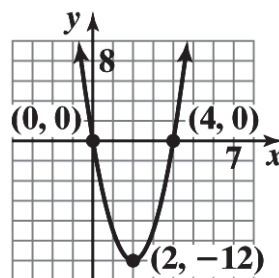
$$2x^2 + 16x + 32 - 8 = 0$$

$$2x^2 + 16x + 24 = 0$$

$$2(x+2)(x+6) = 0 \Rightarrow x = -2 \text{ or } x = -6$$

90. a. $h(x) = 3(x-2)^2 - 12$

Using the graph of $y = x^2$, horizontally shift to the right 2 units, vertically stretch by a factor of 3, and then vertically shift downward 12 units.



b.

$$h(x) = 0$$

$$3(x-2)^2 - 12 = 0$$

$$3(x^2 - 4x + 4) - 12 = 0$$

$$3x^2 - 12x + 12 - 12 = 0$$

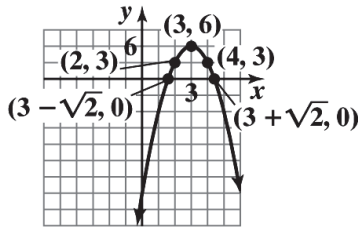
$$3x^2 - 12x = 0$$

$$3x(x-4) = 0 \Rightarrow x = 0 \text{ or } x = 4$$

Chapter 2: Linear and Quadratic Functions

91. a. $H(x) = -3(x-3)^2 + 6$

Using the graph of $y = x^2$, horizontally shift to the right 3 units, vertically stretch by a factor of 3, reflect about the x-axis, and then vertically shift upward 6 units.



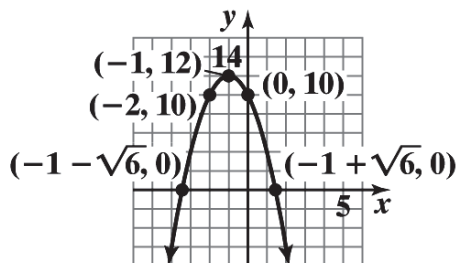
b. $H(x) = 0$
 $-3(x-3)^2 + 6 = 0$
 $-3(x^2 - 6x + 9) + 6 = 0$
 $-3x^2 + 18x - 27 + 6 = 0$
 $-3x^2 + 18x - 21 = 0$
 $-3(x^2 - 6x + 7) = 0$
 $a = 1, b = -6, c = 7$

$$x = \frac{-(-6) \pm \sqrt{(-6)^2 - 4(1)(7)}}{2(1)} = \frac{6 \pm \sqrt{36 - 28}}{2}$$

$$= \frac{6 \pm \sqrt{8}}{2} = \frac{6 \pm 2\sqrt{2}}{2} = 3 \pm \sqrt{2}$$

92. a. $f(x) = -2(x+1)^2 + 12$

Using the graph of $y = x^2$, horizontally shift to the left 1 unit, vertically stretch by a factor of 2, reflect about the x-axis, and then vertically shift upward 12 units.



b. $f(x) = 0$

$$-2(x+1)^2 + 12 = 0$$

$$-2(x^2 + 2x + 1) + 12 = 0$$

$$-2x^2 - 4x - 2 + 12 = 0$$

$$-2x^2 - 4x + 10 = 0$$

$$-2(x^2 + 2x - 5) = 0$$

$$a = 1, b = 2, c = -5$$

$$x = \frac{-2 \pm \sqrt{(2)^2 - 4(1)(-5)}}{2(1)} = \frac{-2 \pm \sqrt{4 + 20}}{2}$$

$$= \frac{-2 \pm \sqrt{24}}{2} = \frac{-2 \pm 2\sqrt{6}}{2} = -1 \pm \sqrt{6}$$

93. $f(x) = g(x)$

$$5x(x-1) = -7x^2 + 2$$

$$5x^2 - 5x = -7x^2 + 2$$

$$12x^2 - 5x - 2 = 0$$

$$(3x-2)(4x+1) = 0 \Rightarrow x = \frac{2}{3} \text{ or } x = -\frac{1}{4}$$

$$f\left(\frac{2}{3}\right) = 5\left(\frac{2}{3}\right)\left[\left(\frac{2}{3}\right) - 1\right]$$

$$= \left(\frac{10}{3}\right)\left(-\frac{1}{3}\right) = -\frac{10}{9}$$

$$f\left(-\frac{1}{4}\right) = 5\left(-\frac{1}{4}\right)\left[\left(-\frac{1}{4}\right) - 1\right]$$

$$= \left(-\frac{5}{4}\right)\left(-\frac{5}{4}\right) = \frac{25}{16}$$

The points of intersection are:

$$\left(\frac{2}{3}, -\frac{10}{9}\right) \text{ and } \left(-\frac{1}{4}, \frac{25}{16}\right)$$

94. $f(x) = g(x)$

$$10x(x+2) = -3x+5$$

$$10x^2 + 20x = -3x+5$$

$$10x^2 + 23x - 5 = 0$$

$$(2x+5)(5x-1) = 0 \Rightarrow x = -\frac{5}{2} \text{ or } x = \frac{1}{5}$$

Section 2.3: Quadratic Functions and Their Zeros

$$f\left(-\frac{5}{2}\right) = 10\left(-\frac{5}{2}\right)\left[\left(-\frac{5}{2}\right) + 2\right]$$

$$= (-25)\left(-\frac{1}{2}\right) = \frac{25}{2}$$

$$f\left(\frac{1}{5}\right) = 10\left(\frac{1}{5}\right)\left[\left(\frac{1}{5}\right) + 2\right]$$

$$= (2)\left(\frac{11}{5}\right) = \frac{22}{5}$$

The points of intersection are:

$$\left(-\frac{5}{2}, \frac{25}{2}\right) \text{ and } \left(\frac{1}{5}, \frac{22}{5}\right)$$

95. $f(x) = g(x)$

$$3(x^2 - 4) = 3x^2 + 2x + 4$$

$$3x^2 - 12 = 3x^2 + 2x + 4$$

$$-12 = 2x + 4$$

$$-16 = 2x \Rightarrow x = -8$$

$$f(-8) = 3[(-8)^2 - 4]$$

$$= 3[64 - 4] = 180$$

The point of intersection is: $(-8, 180)$

96. $f(x) = g(x)$

$$4(x^2 + 1) = 4x^2 - 3x - 8$$

$$4x^2 + 4 = 4x^2 - 3x - 8$$

$$4 = -3x - 8$$

$$12 = -3x \Rightarrow x = -4$$

$$f(-4) = 4[(-4)^2 + 1]$$

$$= 4[16 + 1] = 68$$

The point of intersection is: $(-4, 68)$

97. $f(x) = g(x)$

$$\frac{3x}{x+2} - \frac{5}{x+1} = \frac{-5}{x^2 + 3x + 2}$$

$$\frac{3x}{x+2} - \frac{5}{x+1} = \frac{-5}{(x+2)(x+1)}$$

$$3x(x+1) - 5(x+2) = -5$$

$$3x^2 + 3x - 5x - 10 = -5$$

$$3x^2 - 2x - 5 = 0$$

$$(3x - 5)(x + 1) = 0$$

$$x = \frac{5}{3} \text{ or } x = -1$$

$$f\left(\frac{5}{3}\right) = \frac{3\left(\frac{5}{3}\right)}{\left(\frac{5}{3}\right) + 2} - \frac{5}{\left(\frac{5}{3}\right) + 1}$$

$$= \frac{(5)}{\left(\frac{11}{3}\right)} - \frac{5}{\left(\frac{8}{3}\right)}$$

$$= \frac{15}{11} - \frac{15}{8}$$

$$= -\frac{45}{88}$$

The point of intersection is: $\left(\frac{5}{3}, -\frac{45}{88}\right)$

98. $f(x) = g(x)$

$$\frac{2x}{x-3} - \frac{3}{x+1} = \frac{2x+18}{x^2 - 2x - 3}$$

$$\frac{2x}{x-3} - \frac{3}{x+1} = \frac{2x+18}{(x-3)(x+1)}$$

$$2x(x+1) - 3(x-3) = 2x+18$$

$$2x^2 + 2x - 3x + 9 = 2x + 18$$

$$2x^2 - 3x - 9 = 0$$

$$(2x+3)(x-3) = 0$$

$$x = -\frac{3}{2} \text{ or } x = 3$$

$$f\left(-\frac{3}{2}\right) = \frac{2\left(-\frac{3}{2}\right)}{\left(-\frac{3}{2}\right) - 3} - \frac{3}{\left(-\frac{3}{2}\right) + 1}$$

$$= \frac{(-3)}{\left(-\frac{9}{2}\right)} - \frac{3}{\left(-\frac{1}{2}\right)}$$

$$= \frac{6}{9} + 6 = \frac{2}{3} + 6 = \frac{20}{3}$$

The point of intersection is: $\left(-\frac{3}{2}, \frac{20}{3}\right)$

99. a. $(f + g)(x) =$

$$= x^2 + 5x - 14 + x^2 + 3x - 4$$

$$= 2x^2 + 8x - 18$$

$$2x^2 + 8x - 18 = 0$$

$$x^2 + 4x - 9 = 0$$

Chapter 2: Linear and Quadratic Functions

$$x = \frac{-(-4) \pm \sqrt{(-4)^2 - 4(1)(-9)}}{2(1)} = \frac{-4 \pm \sqrt{16 + 36}}{2}$$

$$= \frac{-4 \pm \sqrt{52}}{2} = \frac{-4 \pm 2\sqrt{13}}{2} = -2 \pm \sqrt{13}$$

b. $(f - g)(x) =$

$$= (x^2 + 5x - 14) - (x^2 + 3x - 4)$$

$$= x^2 + 5x - 14 - x^2 - 3x + 4$$

$$= 2x - 10$$

$$2x - 10 = 0 \Rightarrow x = 5$$

c. $(f \cdot g)(x) =$

$$= (x^2 + 5x - 14)(x^2 + 3x - 4)$$

$$= (x + 7)(x - 2)(x + 4)(x - 1)$$

$$(f \cdot g)(x) = 0$$

$$0 = (x + 7)(x - 2)(x + 4)(x - 1)$$

$$\Rightarrow x = -7 \text{ or } x = 2 \text{ or } x = -4 \text{ or } x = 1$$

100. a. $(f + g)(x) =$

$$= x^2 - 3x - 18 + x^2 + 2x - 3$$

$$= 2x^2 - x - 21$$

$$2x^2 - x - 21 = 0$$

$$(2x - 7)(x + 3) = 0 \Rightarrow x = \frac{7}{2} \text{ or } x = -3$$

b. $(f - g)(x) =$

$$= (x^2 - 3x - 18) - (x^2 + 2x - 3)$$

$$= x^2 - 3x - 18 - x^2 - 2x + 3$$

$$= -5x - 15$$

$$-5x - 15 = 0 \Rightarrow x = -3$$

c. $(f \cdot g)(x) =$

$$= (x^2 - 3x - 18)(x^2 + 2x - 3)$$

$$= (x + 3)(x - 6)(x + 3)(x - 1)$$

$$(f \cdot g)(x) = 0$$

$$0 = (x + 3)(x - 6)(x + 3)(x - 1)$$

$$\Rightarrow x = -3 \text{ or } x = 6 \text{ or } x = 1$$

101. $A(x) = 143$

$$x(x + 2) = 143$$

$$x^2 + 2x - 143 = 0$$

$$(x + 13)(x - 11) = 0$$

$$\cancel{x = -13} \text{ or } x = 11$$

Discard the negative solution since width cannot be negative. The width of the rectangular window is 11 feet and the length is 13 feet.

102. $A(x) = 306$

$$x(x + 1) = 306$$

$$x^2 + x - 306 = 0$$

$$(x + 18)(x - 17) = 0$$

$$\cancel{x = -18} \text{ or } x = 17$$

Discard the negative solution since width cannot be negative. The width of the rectangular window is 17 cm and the length is 18 cm.

103. $V(x) = 4$

$$(x - 2)^2 = 4$$

$$x - 2 = \pm\sqrt{4}$$

$$x - 2 = \pm 2$$

$$x = 2 \pm 2$$

$$x = 4 \text{ or } x = 0$$

Discard $x = 0$ since that is not a feasible length for the original sheet. Therefore, the original sheet should measure 4 feet on each side.

104. $V(x) = 4$

$$(x - 2)^2 = 16$$

$$x - 2 = \pm\sqrt{16}$$

$$x - 2 = \pm 4$$

$$x = 2 \pm 4$$

$$x = 6 \text{ or } \cancel{x = -2}$$

Discard $x = -2$ since width cannot be negative. Therefore, the original sheet should measure 6 feet on each side.

105. a. When the ball strikes the ground, the distance from the ground will be 0. Therefore, we solve

Section 2.3: Quadratic Functions and Their Zeros

$$s = 0$$

$$96 + 80t - 16t^2 = 0$$

$$-16t^2 + 80t + 96 = 0$$

$$t^2 - 5t - 6 = 0$$

$$(t - 6)(t + 1) = 0$$

$$t = 6 \text{ or } \cancel{t = -1}$$

Discard the negative solution since the time of flight must be positive. The ball will strike the ground after 6 seconds.

- b.** When the ball passes the top of the building, it will be 96 feet from the ground. Therefore, we solve

$$s = 96$$

$$96 + 80t - 16t^2 = 96$$

$$-16t^2 + 80t = 0$$

$$t^2 - 5t = 0$$

$$t(t - 5) = 0$$

$$t = 0 \text{ or } t = 5$$

The ball is at the top of the building at time $t = 0$ seconds when it is thrown. It will pass the top of the building on the way down after 5 seconds.

- 106. a.** To find when the object will be 15 meters above the ground, we solve

$$s = 15$$

$$-4.9t^2 + 20t = 15$$

$$-4.9t^2 + 20t - 15 = 0$$

$$a = -4.9, b = 20, c = -15$$

$$t = \frac{-20 \pm \sqrt{20^2 - 4(-4.9)(-15)}}{2(-4.9)}$$

$$= \frac{-20 \pm \sqrt{106}}{-9.8}$$

$$= \frac{20 \pm \sqrt{106}}{9.8}$$

$$t \approx 0.99 \text{ or } t \approx 3.09$$

The object will be 15 meters above the ground after about 0.99 seconds (on the way up) and about 3.09 seconds (on the way down).

- b.** The object will strike the ground when the distance from the ground is 0. Thus, we solve

$$s = 0$$

$$-4.9t^2 + 20t = 0$$

$$t(-4.9t + 20) = 0$$

$$t = 0 \text{ or } -4.9t + 20 = 0$$

$$-4.9t = -20$$

$$t \approx 4.08$$

The object will strike the ground after about 4.08 seconds.

c. $s = 100$

$$-4.9t^2 + 20t = 100$$

$$-4.9t^2 + 20t - 100 = 0$$

$$a = -4.9, b = 20, c = -100$$

$$t = \frac{-20 \pm \sqrt{20^2 - 4(-4.9)(-100)}}{2(-4.9)}$$

$$= \frac{-20 \pm \sqrt{-1560}}{-9.8}$$

There is no real solution. The object never reaches a height of 100 meters.

- 107.** For the sum to be 210, we solve

$$S(n) = 210$$

$$\frac{1}{2}n(n+1) = 210$$

$$n(n+1) = 420$$

$$n^2 + n - 420 = 0$$

$$(n - 20)(n + 21) = 0$$

$$n - 20 = 0 \text{ or } n + 21 = 0$$

$$n = 20 \text{ or } \cancel{n = -21}$$

Discard the negative solution since the number of consecutive integers must be positive. For a sum of 210, we must add the 20 consecutive integers, starting at 1.

- 108.** To determine the number of sides when a polygon has 65 diagonals, we solve

$$D(n) = 65$$

$$\frac{1}{2}n(n-3) = 65$$

$$n(n-3) = 130$$

$$n^2 - 3n - 130 = 0$$

$$(n+10)(n-13) = 0$$

$$n+10 = 0 \text{ or } n-13 = 0$$

$$\cancel{n = -10} \text{ or } n = 13$$

Discard the negative solution since the number of sides must be positive. A polygon with 65 diagonals will have 13 sides.

To determine the number of sides if a polygon has 80 diagonals, we solve

Chapter 2: Linear and Quadratic Functions

$$D(n) = 80$$

$$\frac{1}{2}n(n-3) = 80$$

$$n(n-3) = 160$$

$$n^2 - 3n - 160 = 0$$

$$a = 1, b = -3, c = -160$$

$$t = \frac{-(-3) \pm \sqrt{(-3)^2 - 4(1)(-160)}}{2(1)}$$

$$= \frac{3 \pm \sqrt{649}}{2}$$

Since the solutions are not integers, a polygon with 80 diagonals is not possible.

- 109.** The roots of a quadratic equation are

$$x_1 = \frac{-b - \sqrt{b^2 - 4ac}}{2a} \text{ and } x_2 = \frac{-b + \sqrt{b^2 - 4ac}}{2a},$$

so the sum of the roots is

$$\begin{aligned} x_1 + x_2 &= \frac{-b - \sqrt{b^2 - 4ac}}{2a} + \frac{-b + \sqrt{b^2 - 4ac}}{2a} \\ &= \frac{-b - \sqrt{b^2 - 4ac} - b + \sqrt{b^2 - 4ac}}{2a} \\ &= \frac{-2b}{2a} = -\frac{b}{a} \end{aligned}$$

- 110.** The roots of a quadratic equation are

$$x_1 = \frac{-b - \sqrt{b^2 - 4ac}}{2a} \text{ and } x_2 = \frac{-b + \sqrt{b^2 - 4ac}}{2a},$$

so the product of the roots is

$$\begin{aligned} x_1 \cdot x_2 &= \left(\frac{-b - \sqrt{b^2 - 4ac}}{2a} \right) \left(\frac{-b + \sqrt{b^2 - 4ac}}{2a} \right) \\ &= \frac{(-b)^2 - (\sqrt{b^2 - 4ac})^2}{(2a)^2} = \frac{b^2 - (b^2 - 4ac)}{4a^2} \\ &= \frac{b^2 - b^2 + 4ac}{4a^2} = \frac{4ac}{4a^2} = \frac{c}{a} \end{aligned}$$

- 111.** In order to have one repeated real zero, we need the discriminant to be 0.

$$b^2 - 4ac = 0$$

$$1^2 - 4(k)(k) = 0$$

$$1 - 4k^2 = 0$$

$$4k^2 = 1$$

$$k^2 = \frac{1}{4}$$

$$k = \pm \sqrt{\frac{1}{4}}$$

$$k = \frac{1}{2} \text{ or } k = -\frac{1}{2}$$

- 112.** In order to have one repeated real zero, we need the discriminant to be 0.

$$b^2 - 4ac = 0$$

$$(-k)^2 - 4(1)(4) = 0$$

$$k^2 - 16 = 0$$

$$(k-4)(k+4) = 0$$

$$k = 4 \text{ or } k = -4$$

- 113.** For $f(x) = ax^2 + bx + c = 0$:

$$x_1 = \frac{-b - \sqrt{b^2 - 4ac}}{2a} \text{ and } x_2 = \frac{-b + \sqrt{b^2 - 4ac}}{2a}$$

For $f(x) = ax^2 - bx + c = 0$:

$$\begin{aligned} x_1^* &= \frac{-(-b) - \sqrt{(-b)^2 - 4ac}}{2a} \\ &= \frac{b - \sqrt{b^2 - 4ac}}{2a} = -\left(\frac{-b + \sqrt{b^2 - 4ac}}{2a} \right) = -x_2 \end{aligned}$$

and

$$\begin{aligned} x_2^* &= \frac{-(-b) + \sqrt{(-b)^2 - 4ac}}{2a} \\ &= \frac{b + \sqrt{b^2 - 4ac}}{2a} = -\left(\frac{-b - \sqrt{b^2 - 4ac}}{2a} \right) = -x_1 \end{aligned}$$

Section 2.4: Properties of Quadratic Functions

114. For $f(x) = ax^2 + bx + c = 0$:

$$x_1 = \frac{-b - \sqrt{b^2 - 4ac}}{2a} \text{ and } x_2 = \frac{-b + \sqrt{b^2 - 4ac}}{2a}$$

For $f(x) = cx^2 + bx + a = 0$:

$$\begin{aligned} x_1^* &= \frac{-b - \sqrt{b^2 - 4(c)(a)}}{2c} = \frac{-b - \sqrt{b^2 - 4ac}}{2c} \\ &= \frac{-b - \sqrt{b^2 - 4ac}}{2c} \cdot \frac{-b + \sqrt{b^2 - 4ac}}{-b + \sqrt{b^2 - 4ac}} \\ &= \frac{b^2 - (b^2 - 4ac)}{2c(-b + \sqrt{b^2 - 4ac})} = \frac{4ac}{2c(-b + \sqrt{b^2 - 4ac})} \\ &= \frac{2a}{-b + \sqrt{b^2 - 4ac}} = \frac{1}{x_2} \end{aligned}$$

and

$$\begin{aligned} x_2^* &= \frac{-b + \sqrt{b^2 - 4(c)(a)}}{2c} = \frac{-b + \sqrt{b^2 - 4ac}}{2c} \\ &= \frac{-b + \sqrt{b^2 - 4ac}}{2c} \cdot \frac{-b - \sqrt{b^2 - 4ac}}{-b - \sqrt{b^2 - 4ac}} \\ &= \frac{b^2 - (b^2 - 4ac)}{2c(-b - \sqrt{b^2 - 4ac})} = \frac{4ac}{2c(-b - \sqrt{b^2 - 4ac})} \\ &= \frac{2a}{-b - \sqrt{b^2 - 4ac}} = \frac{1}{x_1} \end{aligned}$$

115. a. $x^2 = 9$ and $x = 3$ are not equivalent because they do not have the same solution set. In the first equation we can also have $x = -3$.
- b. $x = \sqrt{9}$ and $x = 3$ are equivalent because $\sqrt{9} = 3$.
- c. $(x-1)(x-2) = (x-1)^2$ and $x-2 = x-1$ are not equivalent because they do not have the same solution set. The first equation has the solution set $\{1\}$ while the second equation has no solutions.
116. Answers may vary. Methods discussed in this section include factoring, the square root method, completing the square, and the quadratic formula.
117. Answers will vary. Knowing the discriminant allows us to know how many real solutions the equation will have.

118. Answers will vary. One possibility:

Two distinct: $f(x) = x^2 - 3x - 18$

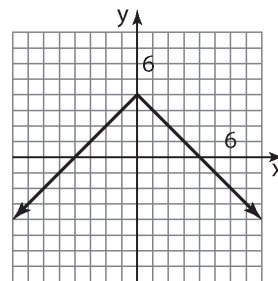
One repeated: $f(x) = x^2 - 14x + 49$

No real: $f(x) = x^2 + x + 4$

119. Answers will vary.

120. Two quadratic functions can intersect 0, 1, or 2 times.

121. The graph is shifted vertically by 4 units and is reflected about the x-axis.



122. Domain: $\{-3, -1, 1, 3\}$ Range: $\{2, 4\}$

$$123. \bar{x} = \frac{-10 + 2}{2} = \frac{-8}{2} = -4$$

$$\bar{y} = \frac{4 + (-1)}{2} = \frac{3}{2}$$

So the midpoint is: $-4, \frac{3}{2}$.

124. If the graph is symmetric with respect to the y-axis then x and $-x$ are on the graph. Thus if $(-1, 4)$ is on the graph, then so is $(1, 4)$.

Section 2.4

1. $y = x^2 - 9$

To find the y-intercept, let $x = 0$:

$$y = 0^2 - 9 = -9.$$

To find the x-intercept(s), let $y = 0$:

$$x^2 - 9 = 0$$

$$x^2 = 9$$

$$x = \pm\sqrt{9} = \pm 3$$

The intercepts are $(0, -9)$, $(-3, 0)$, and $(3, 0)$.

Chapter 2: Linear and Quadratic Functions

2. $2x^2 + 7x - 4 = 0$
 $(2x-1)(x+4) = 0$
 $2x-1=0$ or $x+4=0$
 $2x=1$ or $x=-4$
 $x=\frac{1}{2}$ or $x=-4$

The solution set is $\left\{-4, \frac{1}{2}\right\}$.

3. $\left(\frac{1}{2} \cdot (-5)\right)^2 = \frac{25}{4}$

4. right; 4

5. parabola

6. axis (or axis of symmetry)

7. $-\frac{b}{2a}$

8. True; $a = 2 > 0$.

9. True; $-\frac{b}{2a} = -\frac{4}{2(-1)} = 2$

10. True

11. C

12. E

13. F

14. A

15. G

16. B

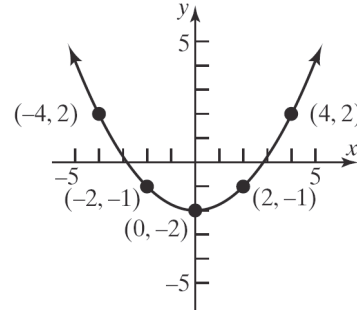
17. H

18. D

19. $f(x) = \frac{1}{4}x^2 - 2$

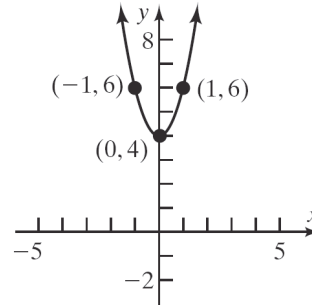
Using the graph of $y = x^2$, compress vertically

by a factor of $\frac{1}{4}$, then shift down 2 units.



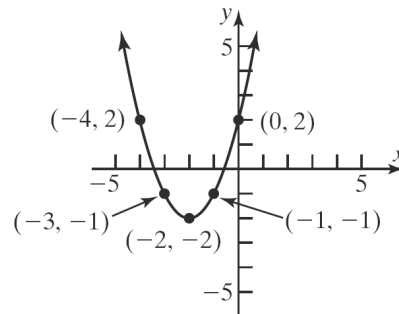
20. $f(x) = 2x^2 + 4$

Using the graph of $y = x^2$, stretch vertically by a factor of 2, then shift up 4 units.



21. $f(x) = (x+2)^2 - 2$

Using the graph of $y = x^2$, shift left 2 units, then shift down 2 units.

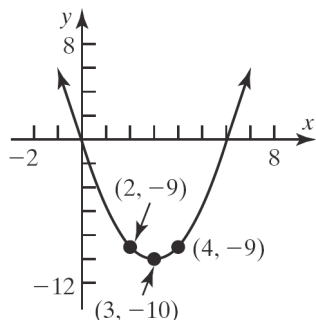


22. $f(x) = (x-3)^2 - 10$

Using the graph of $y = x^2$, shift right 3 units,

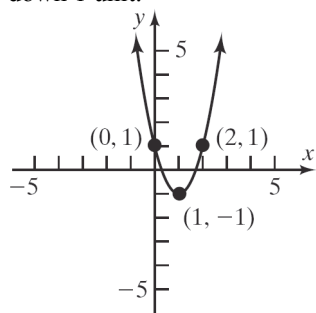
Section 2.4: Properties of Quadratic Functions

then shift down 10 units.



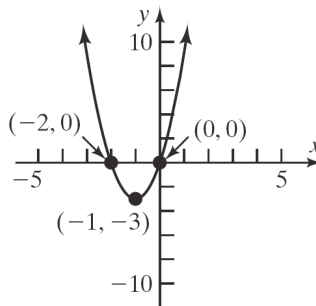
23. $f(x) = 2(x-1)^2 - 1$

Using the graph of $y = x^2$, shift right 1 unit, stretch vertically by a factor of 2, then shift down 1 unit.



24. $f(x) = 3(x+1)^2 - 3$

Using the graph of $y = x^2$, shift left 1 unit, stretch vertically by a factor of 3, then shift down 3 units.

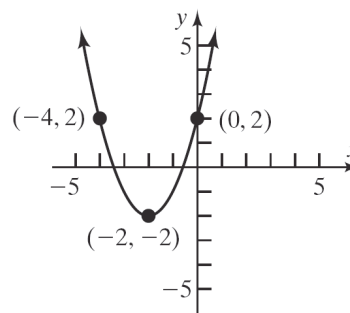


25. $f(x) = x^2 + 4x + 2$

$$= (x^2 + 4x + 4) + 2 - 4$$

$$= (x+2)^2 - 2$$

Using the graph of $y = x^2$, shift left 2 units, then shift down 2 units.

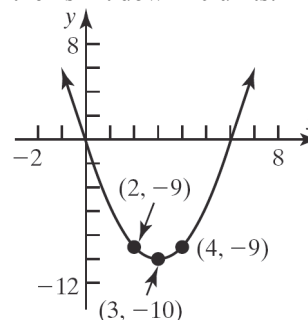


26. $f(x) = x^2 - 6x - 1$

$$= (x^2 - 6x + 9) - 1 - 9$$

$$= (x-3)^2 - 10$$

Using the graph of $y = x^2$, shift right 3 units, then shift down 10 units.



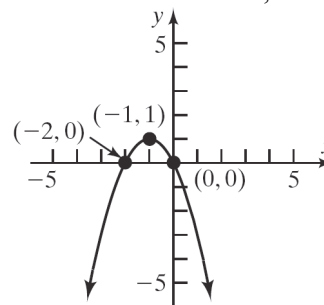
27. $f(x) = -x^2 - 2x$

$$= -(x^2 + 2x)$$

$$= -(x^2 + 2x + 1) + 1$$

$$= -(x+1)^2 + 1$$

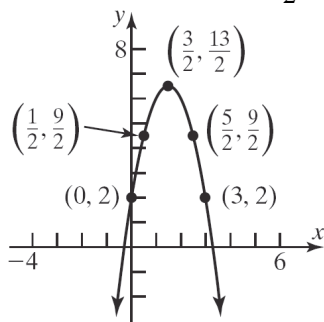
Using the graph of $y = x^2$, shift left 1 unit, reflect across the x -axis, then shift up 1 unit.



Chapter 2: Linear and Quadratic Functions

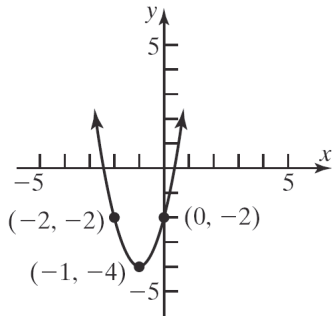
$$\begin{aligned}
 28. \quad f(x) &= -2x^2 + 6x + 2 \\
 &= -2(x^2 - 3x) + 2 \\
 &= -2\left(x^2 - 3x + \frac{9}{4}\right) + 2 + \frac{9}{2} \\
 &= -2\left(x - \frac{3}{2}\right)^2 + \frac{13}{2}
 \end{aligned}$$

Using the graph of $y = x^2$, shift right $\frac{3}{2}$ units, reflect about the x -axis, stretch vertically by a factor of 2, then shift up $\frac{13}{2}$ units.



$$\begin{aligned}
 29. \quad f(x) &= 2x^2 + 4x - 2 \\
 &= 2(x^2 + 2x) - 2 \\
 &= 2(x^2 + 2x + 1) - 2 - 2 \\
 &= 2(x + 1)^2 - 4
 \end{aligned}$$

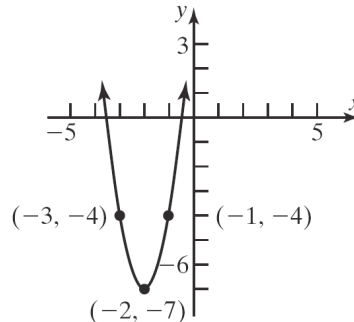
Using the graph of $y = x^2$, shift left 1 unit, stretch vertically by a factor of 2, then shift down 4 units.



$$\begin{aligned}
 30. \quad f(x) &= 3x^2 + 12x + 5 \\
 &= 3(x^2 + 4x) + 5 \\
 &= 3(x^2 + 4x + 4) + 5 - 12 \\
 &= 3(x + 2)^2 - 7
 \end{aligned}$$

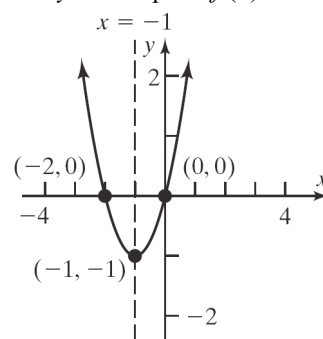
Using the graph of $y = x^2$, shift left 2 units,

stretch vertically by a factor of 3, then shift down 7 units.



$$\begin{aligned}
 31. \quad \text{a.} \quad &\text{For } f(x) = x^2 + 2x, \quad a = 1, \quad b = 2, \quad c = 0. \\
 &\text{Since } a = 1 > 0, \text{ the graph opens up.} \\
 &\text{The } x\text{-coordinate of the vertex is} \\
 &x = \frac{-b}{2a} = \frac{-2}{2(1)} = \frac{-2}{2} = -1. \\
 &\text{The } y\text{-coordinate of the vertex is} \\
 &f\left(\frac{-b}{2a}\right) = f(-1) = (-1)^2 + 2(-1) = 1 - 2 = -1.
 \end{aligned}$$

Thus, the vertex is $(-1, -1)$.
 The axis of symmetry is the line $x = -1$.
 The discriminant is $b^2 - 4ac = (2)^2 - 4(1)(0) = 4 > 0$, so the graph has two x -intercepts.
 The x -intercepts are found by solving:
 $x^2 + 2x = 0$
 $x(x + 2) = 0$
 $x = 0$ or $x = -2$
 The x -intercepts are -2 and 0 .
 The y -intercept is $f(0) = 0$.



- b. The domain is $(-\infty, \infty)$.
The range is $[-1, \infty)$.
- c. Decreasing on $(-\infty, -1)$.
Increasing on $(-1, \infty)$.

Section 2.4: Properties of Quadratic Functions

32. a. For $f(x) = x^2 - 4x$, $a = 1$, $b = -4$, $c = 0$.

Since $a = 1 > 0$, the graph opens up.

The x -coordinate of the vertex is

$$x = \frac{-b}{2a} = \frac{-(-4)}{2(1)} = \frac{4}{2} = 2.$$

The y -coordinate of the vertex is

$$f\left(\frac{-b}{2a}\right) = f(2) = (2)^2 - 4(2) = 4 - 8 = -4.$$

Thus, the vertex is $(2, -4)$.

The axis of symmetry is the line $x = 2$.

The discriminant is:

$$b^2 - 4ac = (-4)^2 - 4(1)(0) = 16 > 0, \text{ so the}$$

graph has two x -intercepts.

The x -intercepts are found by solving:

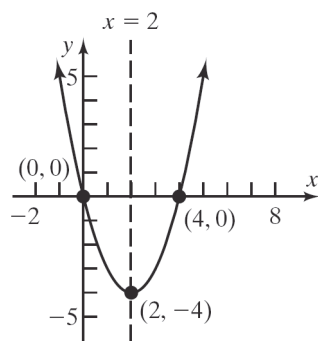
$$x^2 - 4x = 0$$

$$x(x - 4) = 0$$

$$x = 0 \text{ or } x = 4.$$

The x -intercepts are 0 and 4.

The y -intercept is $f(0) = 0$.



- b. The domain is $(-\infty, \infty)$.

The range is $[-4, \infty)$.

- c. Decreasing on $(-\infty, 2)$.

Increasing on $(2, \infty)$.

33. a. For $f(x) = -x^2 - 6x$, $a = -1$, $b = -6$, $c = 0$. Since $a = -1 < 0$, the graph opens down. The x -coordinate of the vertex is

$$x = \frac{-b}{2a} = \frac{-(-6)}{2(-1)} = \frac{6}{-2} = -3.$$

The y -coordinate of the vertex is

$$\begin{aligned} f\left(\frac{-b}{2a}\right) &= f(-3) = -(-3)^2 - 6(-3) \\ &= -9 + 18 = 9. \end{aligned}$$

Thus, the vertex is $(-3, 9)$.

The axis of symmetry is the line $x = -3$.

The discriminant is:

$$b^2 - 4ac = (-6)^2 - 4(-1)(0) = 36 > 0,$$

so the graph has two x -intercepts.

The x -intercepts are found by solving:

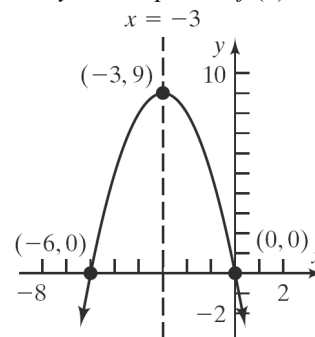
$$-x^2 - 6x = 0$$

$$-x(x + 6) = 0$$

$$x = 0 \text{ or } x = -6.$$

The x -intercepts are -6 and 0 .

The y -intercepts are $f(0) = 0$.



- b. The domain is $(-\infty, \infty)$.

The range is $(-\infty, 9]$.

- c. Increasing on $(-\infty, -3)$.

Decreasing on $(-3, \infty)$.

34. a. For $f(x) = -x^2 + 4x$, $a = -1$, $b = 4$, $c = 0$.

Since $a = -1 < 0$, the graph opens down.

The x -coordinate of the vertex is

$$x = \frac{-b}{2a} = \frac{-4}{2(-1)} = \frac{-4}{-2} = 2.$$

The y -coordinate of the vertex is

$$\begin{aligned} f\left(\frac{-b}{2a}\right) &= f(2) \\ &= -(2)^2 + 4(2) \\ &= 4. \end{aligned}$$

Thus, the vertex is $(2, 4)$.

The axis of symmetry is the line $x = 2$.

The discriminant is:

$$b^2 - 4ac = 4^2 - 4(-1)(0) = 16 > 0,$$

so the graph has two x -intercepts.

The x -intercepts are found by solving:

$$-x^2 + 4x = 0$$

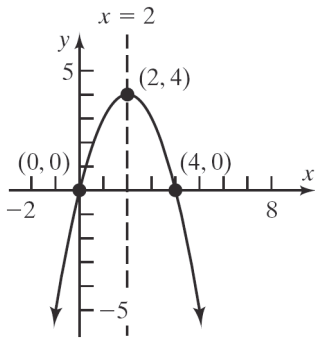
$$-x(x - 4) = 0$$

$$x = 0 \text{ or } x = 4.$$

The x -intercepts are 0 and 4.

The y -intercept is $f(0) = 0$.

Chapter 2: Linear and Quadratic Functions



- b. The domain is $(-\infty, \infty)$.
The range is $(-\infty, 4]$.
- c. Increasing on $(-\infty, 2)$.
Decreasing on $(2, \infty)$.

35. a. For $f(x) = x^2 + 2x - 8$, $a = 1$, $b = 2$, $c = -8$.

Since $a = 1 > 0$, the graph opens up.

The x-coordinate of the vertex is

$$x = \frac{-b}{2a} = \frac{-2}{2(1)} = \frac{-2}{2} = -1.$$

The y-coordinate of the vertex is

$$f\left(\frac{-b}{2a}\right) = f(-1) = (-1)^2 + 2(-1) - 8$$

$$= 1 - 2 - 8 = -9.$$

Thus, the vertex is $(-1, -9)$.

The axis of symmetry is the line $x = -1$.

The discriminant is:

$$b^2 - 4ac = 2^2 - 4(1)(-8) = 4 + 32 = 36 > 0,$$

so the graph has two x-intercepts.

The x-intercepts are found by solving:

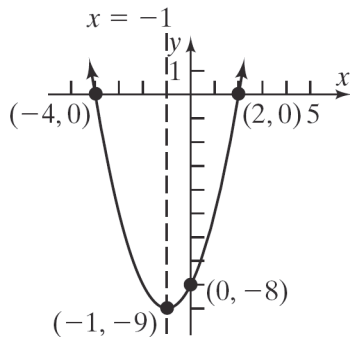
$$x^2 + 2x - 8 = 0$$

$$(x + 4)(x - 2) = 0$$

$$x = -4 \text{ or } x = 2.$$

The x-intercepts are -4 and 2 .

The y-intercept is $f(0) = -8$.



- b. The domain is $(-\infty, \infty)$.
The range is $[-9, \infty)$.
- c. Decreasing on $(-\infty, -1)$.
Increasing on $(-1, \infty)$.

36. a. For $f(x) = x^2 - 2x - 3$, $a = 1$, $b = -2$, $c = -3$.

Since $a = 1 > 0$, the graph opens up.

The x-coordinate of the vertex is

$$x = \frac{-b}{2a} = \frac{-(-2)}{2(1)} = \frac{2}{2} = 1.$$

The y-coordinate of the vertex is

$$f\left(\frac{-b}{2a}\right) = f(1) = 1^2 - 2(1) - 3 = -4.$$

Thus, the vertex is $(1, -4)$.

The axis of symmetry is the line $x = 1$.

The discriminant is:

$$b^2 - 4ac = (-2)^2 - 4(1)(-3) = 4 + 12 = 16 > 0,$$

so the graph has two x-intercepts.

The x-intercepts are found by solving:

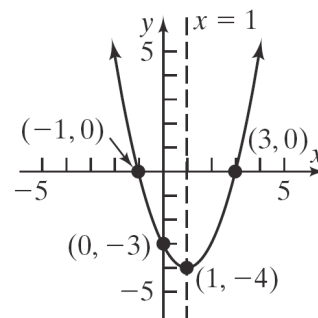
$$x^2 - 2x - 3 = 0$$

$$(x + 1)(x - 3) = 0$$

$$x = -1 \text{ or } x = 3.$$

The x-intercepts are -1 and 3 .

The y-intercept is $f(0) = -3$.



- b. The domain is $(-\infty, \infty)$.
The range is $[-4, \infty)$.
- c. Decreasing on $(-\infty, 1)$.
Increasing on $(1, \infty)$.

37. a. For $f(x) = x^2 + 2x + 1$, $a = 1$, $b = 2$, $c = 1$.

Since $a = 1 > 0$, the graph opens up.

The x-coordinate of the vertex is

$$x = \frac{-b}{2a} = \frac{-2}{2(1)} = \frac{-2}{2} = -1.$$

The y-coordinate of the vertex is

Section 2.4: Properties of Quadratic Functions

$$f\left(\frac{-b}{2a}\right) = f(-1)$$

$$= (-1)^2 + 2(-1) + 1 = 1 - 2 + 1 = 0.$$

Thus, the vertex is $(-1, 0)$.

The axis of symmetry is the line $x = -1$.

The discriminant is:

$$b^2 - 4ac = 2^2 - 4(1)(1) = 4 - 4 = 0,$$

so the graph has one x -intercept.

The x -intercept is found by solving:

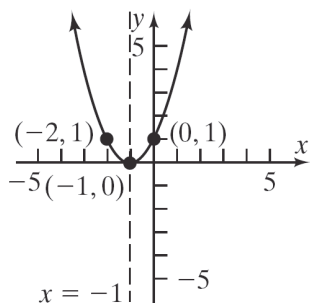
$$x^2 + 2x + 1 = 0$$

$$(x + 1)^2 = 0$$

$$x = -1.$$

The x -intercept is -1 .

The y -intercept is $f(0) = 1$.



- b.** The domain is $(-\infty, \infty)$. The range is $[0, \infty)$.
- c.** Decreasing on $(-\infty, -1)$.
Increasing on $(-1, \infty)$.

- 38. a.** For $f(x) = x^2 + 6x + 9$, $a = 1$, $b = 6$, $c = 9$.

Since $a = 1 > 0$, the graph opens up.

The x -coordinate of the vertex is

$$x = \frac{-b}{2a} = \frac{-6}{2(1)} = \frac{-6}{2} = -3.$$

The y -coordinate of the vertex is

$$f\left(\frac{-b}{2a}\right) = f(-3) = (-3)^2 + 6(-3) + 9$$

$$= 9 - 18 + 9 = 0.$$

Thus, the vertex is $(-3, 0)$.

The axis of symmetry is the line $x = -3$.

The discriminant is:

$$b^2 - 4ac = 6^2 - 4(1)(9) = 36 - 36 = 0,$$

so the graph has one x -intercept.

The x -intercept is found by solving:

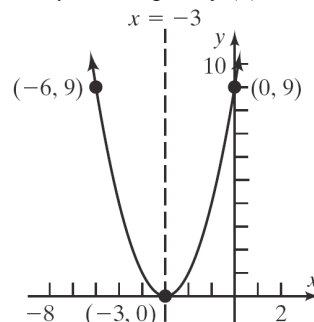
$$x^2 + 6x + 9 = 0$$

$$(x + 3)^2 = 0$$

$$x = -3.$$

The x -intercept is -3 .

The y -intercept is $f(0) = 9$.



- b.** The domain is $(-\infty, \infty)$. The range is $[0, \infty)$.
- c.** Decreasing on $(-\infty, -3)$.
Increasing on $(-3, \infty)$.

- 39. a.** For $f(x) = 2x^2 - x + 2$, $a = 2$, $b = -1$, $c = 2$.

Since $a = 2 > 0$, the graph opens up.

The x -coordinate of the vertex is

$$x = \frac{-b}{2a} = \frac{-(-1)}{2(2)} = \frac{1}{4}.$$

The y -coordinate of the vertex is

$$f\left(\frac{-b}{2a}\right) = f\left(\frac{1}{4}\right) = 2\left(\frac{1}{4}\right)^2 - \frac{1}{4} + 2$$

$$= \frac{1}{8} - \frac{1}{4} + 2 = \frac{15}{8}.$$

Thus, the vertex is $\left(\frac{1}{4}, \frac{15}{8}\right)$.

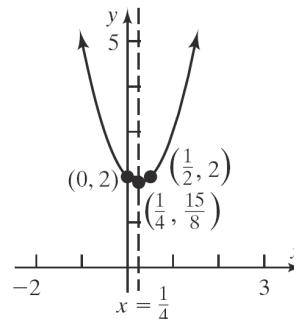
The axis of symmetry is the line $x = \frac{1}{4}$.

The discriminant is:

$$b^2 - 4ac = (-1)^2 - 4(2)(2) = 1 - 16 = -15,$$

so the graph has no x -intercepts.

The y -intercept is $f(0) = 2$.



- b.** The domain is $(-\infty, \infty)$.
The range is $\left[\frac{15}{8}, \infty\right)$.

Chapter 2: Linear and Quadratic Functions

- c. Decreasing on $\left(-\infty, \frac{1}{4}\right)$.
Increasing on $\left(\frac{1}{4}, \infty\right)$.

40. a. For $f(x) = 4x^2 - 2x + 1$, $a = 4$, $b = -2$, $c = 1$.

Since $a = 4 > 0$, the graph opens up.

The x -coordinate of the vertex is

$$x = \frac{-b}{2a} = \frac{-(-2)}{2(4)} = \frac{2}{8} = \frac{1}{4}.$$

The y -coordinate of the vertex is

$$\begin{aligned} f\left(\frac{-b}{2a}\right) &= f\left(\frac{1}{4}\right) = 4\left(\frac{1}{4}\right)^2 - 2\left(\frac{1}{4}\right) + 1 \\ &= \frac{1}{4} - \frac{1}{2} + 1 = \frac{3}{4}. \end{aligned}$$

Thus, the vertex is $\left(\frac{1}{4}, \frac{3}{4}\right)$.

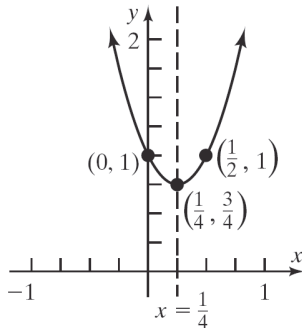
The axis of symmetry is the line $x = \frac{1}{4}$.

The discriminant is:

$$b^2 - 4ac = (-2)^2 - 4(4)(1) = 4 - 16 = -12,$$

so the graph has no x -intercepts.

The y -intercept is $f(0) = 1$.



- b. The domain is $(-\infty, \infty)$.
The range is $\left[\frac{3}{4}, \infty\right)$.
- c. Decreasing on $\left(-\infty, \frac{1}{4}\right)$.
Increasing on $\left(\frac{1}{4}, \infty\right)$.

41. a. For $f(x) = -2x^2 + 2x - 3$, $a = -2$, $b = 2$, $c = -3$. Since $a = -2 < 0$, the graph opens down.

The x -coordinate of the vertex is

$$x = \frac{-b}{2a} = \frac{-2}{2(-2)} = \frac{-2}{-4} = \frac{1}{2}.$$

The y -coordinate of the vertex is

$$\begin{aligned} f\left(\frac{-b}{2a}\right) &= f\left(\frac{1}{2}\right) = -2\left(\frac{1}{2}\right)^2 + 2\left(\frac{1}{2}\right) - 3 \\ &= -\frac{1}{2} + 1 - 3 = -\frac{5}{2}. \end{aligned}$$

Thus, the vertex is $\left(\frac{1}{2}, -\frac{5}{2}\right)$.

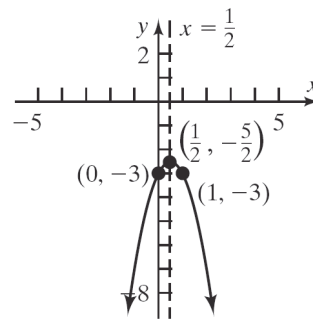
The axis of symmetry is the line $x = \frac{1}{2}$.

The discriminant is:

$$b^2 - 4ac = 2^2 - 4(-2)(-3) = 4 - 24 = -20,$$

so the graph has no x -intercepts.

The y -intercept is $f(0) = -3$.



- b. The domain is $(-\infty, \infty)$.
The range is $\left(-\infty, -\frac{5}{2}\right]$.
- c. Increasing on $\left(-\infty, \frac{1}{2}\right)$.
Decreasing on $\left(\frac{1}{2}, \infty\right)$.

42. a. For $f(x) = -3x^2 + 3x - 2$, $a = -3$, $b = 3$, $c = -2$. Since $a = -3 < 0$, the graph opens down.

The x -coordinate of the vertex is

$$x = \frac{-b}{2a} = \frac{-3}{2(-3)} = \frac{-3}{-6} = \frac{1}{2}.$$

The y -coordinate of the vertex is

$$\begin{aligned} f\left(\frac{-b}{2a}\right) &= f\left(\frac{1}{2}\right) = -3\left(\frac{1}{2}\right)^2 + 3\left(\frac{1}{2}\right) - 2 \\ &= -\frac{3}{4} + \frac{3}{2} - 2 = -\frac{5}{4}. \end{aligned}$$

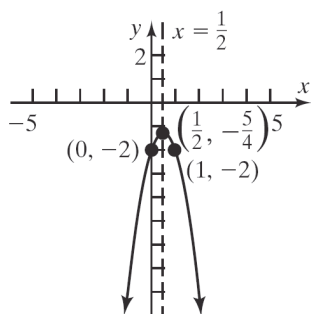
Thus, the vertex is $\left(\frac{1}{2}, -\frac{5}{4}\right)$.

The axis of symmetry is the line $x = \frac{1}{2}$.

The discriminant is:

Section 2.4: Properties of Quadratic Functions

$b^2 - 4ac = 3^2 - 4(-3)(-2) = 9 - 24 = -15$,
so the graph has no x -intercepts.
The y -intercept is $f(0) = -2$.



b. The domain is $(-\infty, \infty)$.

The range is $(-\infty, -\frac{5}{4}]$.

c. Increasing on $(-\infty, \frac{1}{2})$.

Decreasing on $(\frac{1}{2}, \infty)$.

43. a. For $f(x) = -4x^2 - 6x + 2$, $a = -4$, $b = -6$,
 $c = 2$. Since $a = -4 < 0$, the graph opens
down.

The x -coordinate of the vertex is

$$x = \frac{-b}{2a} = \frac{-(-6)}{2(-4)} = \frac{6}{-8} = -\frac{3}{4}.$$

The y -coordinate of the vertex is

$$\begin{aligned} f\left(\frac{-b}{2a}\right) &= f\left(-\frac{3}{4}\right) = -4\left(-\frac{3}{4}\right)^2 - 6\left(-\frac{3}{4}\right) + 2 \\ &= -\frac{9}{4} + \frac{9}{2} + 2 = \frac{17}{4}. \end{aligned}$$

Thus, the vertex is $(-\frac{3}{4}, \frac{17}{4})$.

The axis of symmetry is the line $x = -\frac{3}{4}$.

The discriminant is:

$$b^2 - 4ac = (-6)^2 - 4(-4)(2) = 36 + 32 = 68,$$

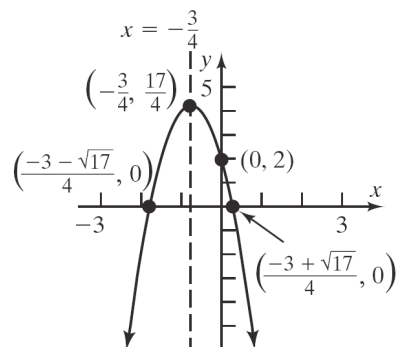
so the graph has two x -intercepts.

The x -intercepts are found by solving:

$$\begin{aligned} -4x^2 - 6x + 2 &= 0 \\ x &= \frac{-b \pm \sqrt{b^2 - 4ac}}{2a} = \frac{-(-6) \pm \sqrt{68}}{2(-4)} \\ &= \frac{6 \pm \sqrt{68}}{-8} = \frac{6 \pm 2\sqrt{17}}{-8} = \frac{3 \pm \sqrt{17}}{-4} \end{aligned}$$

The x -intercepts are $\frac{-3 + \sqrt{17}}{4}$ and $\frac{-3 - \sqrt{17}}{4}$.

The y -intercept is $f(0) = 2$.



b. The domain is $(-\infty, \infty)$.

The range is $(-\infty, \frac{17}{4}]$.

c. Decreasing on $(-\frac{3}{4}, \infty)$.

Increasing on $(-\infty, -\frac{3}{4})$.

44. a. For $f(x) = 3x^2 - 8x + 2$, $a = 3$, $b = -8$, $c = 2$.
Since $a = 3 > 0$, the graph opens up.

The x -coordinate of the vertex is

$$x = \frac{-b}{2a} = \frac{-(-8)}{2(3)} = \frac{8}{6} = \frac{4}{3}.$$

The y -coordinate of the vertex is

$$\begin{aligned} f\left(\frac{-b}{2a}\right) &= f\left(\frac{4}{3}\right) = 3\left(\frac{4}{3}\right)^2 - 8\left(\frac{4}{3}\right) + 2 \\ &= \frac{16}{3} - \frac{32}{3} + 2 = -\frac{10}{3}. \end{aligned}$$

Thus, the vertex is $(\frac{4}{3}, -\frac{10}{3})$.

The axis of symmetry is the line $x = \frac{4}{3}$.

The discriminant is:

$$b^2 - 4ac = (-8)^2 - 4(3)(2) = 64 - 24 = 40,$$

so the graph has two x -intercepts.

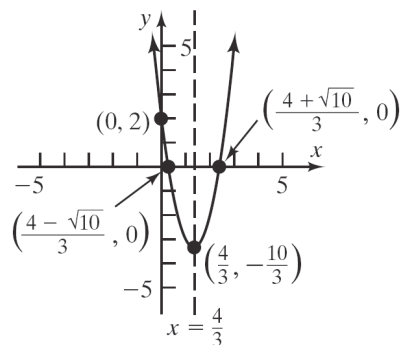
The x -intercepts are found by solving:

$$\begin{aligned} 3x^2 - 8x + 2 &= 0 \\ x &= \frac{-b \pm \sqrt{b^2 - 4ac}}{2a} = \frac{-(-8) \pm \sqrt{40}}{2(3)} \\ &= \frac{8 \pm \sqrt{40}}{6} = \frac{8 \pm 2\sqrt{10}}{6} = \frac{4 \pm \sqrt{10}}{3} \end{aligned}$$

Chapter 2: Linear and Quadratic Functions

The x-intercepts are $\frac{4+\sqrt{10}}{3}$ and $\frac{4-\sqrt{10}}{3}$.

The y-intercept is $f(0) = 2$.



b. The domain is $(-\infty, \infty)$.

The range is $\left[-\frac{10}{3}, \infty\right)$.

c. Decreasing on $\left(-\infty, \frac{4}{3}\right)$.

Increasing on $\left(\frac{4}{3}, \infty\right)$.

45. Consider the form $y = a(x-h)^2 + k$. From the graph we know that the vertex is $(-1, -2)$ so we have $h = -1$ and $k = -2$. The graph also passes through the point $(x, y) = (0, -1)$. Substituting these values for $x, y, h,$ and $k,$ we can solve for a :

$$-1 = a(0 - (-1))^2 + (-2)$$

$$-1 = a(1)^2 - 2$$

$$-1 = a - 2$$

$$1 = a$$

The quadratic function is

$$f(x) = (x+1)^2 - 2 = x^2 + 2x - 1.$$

46. Consider the form $y = a(x-h)^2 + k$. From the graph we know that the vertex is $(2, 1)$ so we have $h = 2$ and $k = 1$. The graph also passes through the point $(x, y) = (0, 5)$. Substituting these values for $x, y, h,$ and $k,$ we can solve for a :

$$5 = a(0-2)^2 + 1$$

$$5 = a(-2)^2 + 1$$

$$5 = 4a + 1$$

$$4 = 4a$$

$$1 = a$$

The quadratic function is

$$f(x) = (x-2)^2 + 1 = x^2 - 4x + 5.$$

47. Consider the form $y = a(x-h)^2 + k$. From the graph we know that the vertex is $(-3, 5)$ so we have $h = -3$ and $k = 5$. The graph also passes through the point $(x, y) = (0, -4)$. Substituting these values for $x, y, h,$ and $k,$ we can solve for a :

$$-4 = a(0 - (-3))^2 + 5$$

$$-4 = a(3)^2 + 5$$

$$-4 = 9a + 5$$

$$-9 = 9a$$

$$-1 = a$$

The quadratic function is

$$f(x) = -(x+3)^2 + 5 = -x^2 - 6x - 4.$$

48. Consider the form $y = a(x-h)^2 + k$. From the graph we know that the vertex is $(2, 3)$ so we have $h = 2$ and $k = 3$. The graph also passes through the point $(x, y) = (0, -1)$. Substituting these values for $x, y, h,$ and $k,$ we can solve for a :

$$-1 = a(0-2)^2 + 3$$

$$-1 = a(-2)^2 + 3$$

$$-1 = 4a + 3$$

$$-4 = 4a$$

$$-1 = a$$

The quadratic function is

$$f(x) = -(x-2)^2 + 3 = -x^2 + 4x - 1.$$

49. Consider the form $y = a(x-h)^2 + k$. From the graph we know that the vertex is $(1, -3)$ so we have $h = 1$ and $k = -3$. The graph also passes through the point $(x, y) = (3, 5)$. Substituting these values for $x, y, h,$ and $k,$ we can solve for a :

Section 2.4: Properties of Quadratic Functions

- $5 = a(3-1)^2 + (-3)$
 $5 = a(2)^2 - 3$
 $5 = 4a - 3$
 $8 = 4a$
 $2 = a$
 The quadratic function is
 $f(x) = 2(x-1)^2 - 3 = 2x^2 - 4x - 1$.
- 50.** Consider the form $y = a(x-h)^2 + k$. From the graph we know that the vertex is $(-2, 6)$ so we have $h = -2$ and $k = 6$. The graph also passes through the point $(x, y) = (-4, -2)$. Substituting these values for $x, y, h,$ and $k,$ we can solve for a :
 $-2 = a(-4 - (-2))^2 + 6$
 $-2 = a(-2)^2 + 6$
 $-2 = 4a + 6$
 $-8 = 4a$
 $-2 = a$
 The quadratic function is
 $f(x) = -2(x+2)^2 + 6 = -2x^2 - 8x - 2$.
- 51.** For $f(x) = 2x^2 + 12x, a = 2, b = 12, c = 0$.
 Since $a = 2 > 0$, the graph opens up, so the vertex is a minimum point. The minimum occurs at $x = \frac{-b}{2a} = \frac{-12}{2(2)} = \frac{-12}{4} = -3$.
 The minimum value is
 $f(-3) = 2(-3)^2 + 12(-3) = 18 - 36 = -18$.
- 52.** For $f(x) = -2x^2 + 12x, a = -2, b = 12, c = 0$.
 Since $a = -2 < 0$, the graph opens down, so the vertex is a maximum point. The maximum occurs at $x = \frac{-b}{2a} = \frac{-12}{2(-2)} = \frac{-12}{-4} = 3$.
 The maximum value is
 $f(3) = -2(3)^2 + 12(3) = -18 + 36 = 18$.
- 53.** For $f(x) = 2x^2 + 12x - 3, a = 2, b = 12, c = -3$.
 Since $a = 2 > 0$, the graph opens up, so the vertex is a minimum point. The minimum occurs at
 $x = \frac{-b}{2a} = \frac{-12}{2(2)} = \frac{-12}{4} = -3$. The minimum value is
 $f(-3) = 2(-3)^2 + 12(-3) - 3 = 18 - 36 - 3 = -21$.
- 54.** For $f(x) = 4x^2 - 8x + 3, a = 4, b = -8, c = 3$.
 Since $a = 4 > 0$, the graph opens up, so the vertex is a minimum point. The minimum occurs at
 $x = \frac{-b}{2a} = \frac{-(-8)}{2(4)} = \frac{8}{8} = 1$. The minimum value is
 $f(1) = 4(1)^2 - 8(1) + 3 = 4 - 8 + 3 = -1$.
- 55.** For $f(x) = -x^2 + 10x - 4, a = -1, b = 10, c = -4$.
 Since $a = -1 < 0$, the graph opens down, so the vertex is a maximum point. The maximum occurs at $x = \frac{-b}{2a} = \frac{-10}{2(-1)} = \frac{-10}{-2} = 5$. The maximum value is
 $f(5) = -(5)^2 + 10(5) - 4 = -25 + 50 - 4 = 21$.
- 56.** For $f(x) = -2x^2 + 8x + 3, a = -2, b = 8, c = 3$.
 Since $a = -2 < 0$, the graph opens down, so the vertex is a maximum point. The maximum occurs at $x = \frac{-b}{2a} = \frac{-8}{2(-2)} = \frac{-8}{-4} = 2$. The maximum value is
 $f(2) = -2(2)^2 + 8(2) + 3 = -8 + 16 + 3 = 11$.
- 57.** For $f(x) = -3x^2 + 12x + 1, a = -3, b = 12, c = 1$.
 Since $a = -3 < 0$, the graph opens down, so the vertex is a maximum point. The maximum occurs at $x = \frac{-b}{2a} = \frac{-12}{2(-3)} = \frac{-12}{-6} = 2$. The maximum value is
 $f(2) = -3(2)^2 + 12(2) + 1 = -12 + 24 + 1 = 13$.
- 58.** For $f(x) = 4x^2 - 4x, a = 4, b = -4, c = 0$.
 Since $a = 4 > 0$, the graph opens up, so the vertex is a minimum point. The minimum occurs at
 $x = \frac{-b}{2a} = \frac{-(-4)}{2(4)} = \frac{4}{8} = \frac{1}{2}$. The minimum value is
 $f\left(\frac{1}{2}\right) = 4\left(\frac{1}{2}\right)^2 - 4\left(\frac{1}{2}\right) = 1 - 2 = -1$.
- 59. a.** For $f(x) = x^2 - 2x - 15, a = 1, b = -2, c = -15$. Since $a = 1 > 0$, the graph opens up. The x -coordinate of the vertex is
 $x = \frac{-b}{2a} = \frac{-(-2)}{2(1)} = \frac{2}{2} = 1$.

Chapter 2: Linear and Quadratic Functions

The y -coordinate of the vertex is

$$f\left(\frac{-b}{2a}\right) = f(1) = (1)^2 - 2(1) - 15$$

$$= 1 - 2 - 15 = -16.$$

Thus, the vertex is $(1, -16)$.

The discriminant is:

$$b^2 - 4ac = (-2)^2 - 4(1)(-15) = 4 + 60 = 64 > 0,$$

so the graph has two x -intercepts.

The x -intercepts are found by solving:

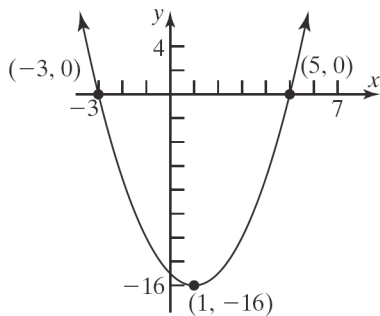
$$x^2 - 2x - 15 = 0$$

$$(x + 3)(x - 5) = 0$$

$$x = -3 \text{ or } x = 5$$

The x -intercepts are -3 and 5 .

The y -intercept is $f(0) = -15$.



- b. The domain is $(-\infty, \infty)$.
The range is $[-16, \infty)$.
- c. Decreasing on $(-\infty, 1)$.
Increasing on $(1, \infty)$.

60. a. For $f(x) = x^2 - 2x - 8$, $a = 1$, $b = -2$, $c = -8$. Since $a = 1 > 0$, the graph opens up. The x -coordinate of the vertex is
- $$x = \frac{-b}{2a} = \frac{-(-2)}{2(1)} = \frac{2}{2} = 1.$$

The y -coordinate of the vertex is

$$f\left(\frac{-b}{2a}\right) = f(1) = (1)^2 - 2(1) - 8 = 1 - 2 - 8 = -9.$$

Thus, the vertex is $(1, -9)$.

The discriminant is:

$$b^2 - 4ac = (-2)^2 - 4(1)(-8) = 4 + 32 = 36 > 0,$$

so the graph has two x -intercepts.

The x -intercepts are found by solving:

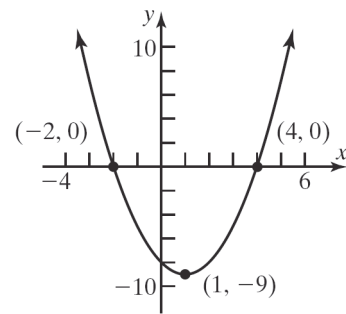
$$x^2 - 2x - 8 = 0$$

$$(x + 2)(x - 4) = 0$$

$$x = -2 \text{ or } x = 4$$

The x -intercepts are -2 and 4 .

The y -intercept is $f(0) = -8$.

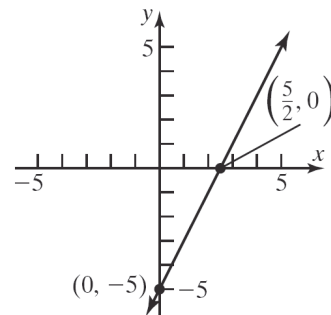


- b. The domain is $(-\infty, \infty)$. The range is $[-9, \infty)$.
- c. Decreasing on $(-\infty, 1)$. Increasing on $(1, \infty)$.

61. a. $F(x) = 2x - 5$ is a linear function. The x -intercept is found by solving:
- $$2x - 5 = 0$$
- $$2x = 5$$
- $$x = \frac{5}{2}$$

The x -intercept is $\frac{5}{2}$.

The y -intercept is $F(0) = -5$.



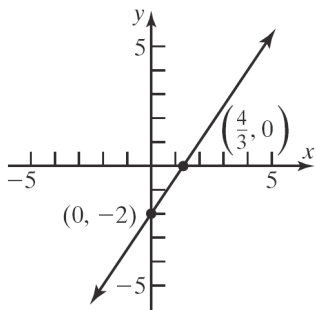
- b. The domain is $(-\infty, \infty)$.
The range is $(-\infty, \infty)$.
- c. Increasing on $(-\infty, \infty)$.

62. a. $f(x) = \frac{3}{2}x - 2$ is a linear function. The x -intercept is found by solving:
- $$\frac{3}{2}x - 2 = 0$$
- $$\frac{3}{2}x = 2$$
- $$x = 2 \cdot \frac{2}{3} = \frac{4}{3}$$

Section 2.4: Properties of Quadratic Functions

The x -intercept is $\frac{4}{3}$.

The y -intercept is $f(0) = -2$.



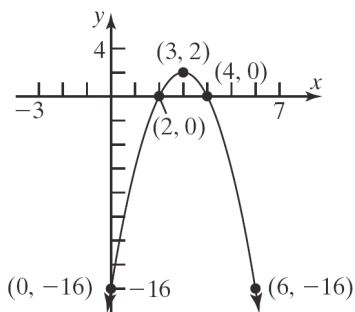
b. The domain is $(-\infty, \infty)$.

The range is $(-\infty, \infty)$.

c. Increasing on $(-\infty, \infty)$.

63. a. $g(x) = -2(x-3)^2 + 2$

Using the graph of $y = x^2$, shift right 3 units, reflect about the x -axis, stretch vertically by a factor of 2, then shift up 2 units.



b. The domain is $(-\infty, \infty)$.

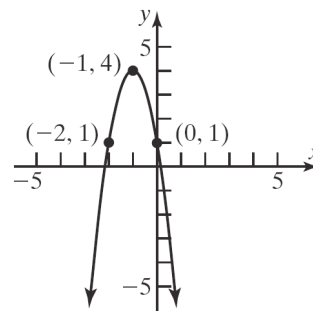
The range is $(-\infty, 2]$.

c. Increasing on $(-\infty, 3)$.

Decreasing on $(3, \infty)$.

64. a. $h(x) = -3(x+1)^2 + 4$

Using the graph of $y = x^2$, shift left 1 unit, reflect about the x -axis, stretch vertically by a factor of 3, then shift up 4 units.



b. The domain is $(-\infty, \infty)$.

The range is $(-\infty, 4]$.

c. Increasing on $(-\infty, -1)$.

Decreasing on $(-1, \infty)$.

65. a. For $f(x) = 2x^2 + x + 1$, $a = 2$, $b = 1$, $c = 1$.

Since $a = 2 > 0$, the graph opens up.

The x -coordinate of the vertex is

$$x = \frac{-b}{2a} = \frac{-1}{2(2)} = \frac{-1}{4} = -\frac{1}{4}.$$

The y -coordinate of the vertex is

$$\begin{aligned} f\left(\frac{-b}{2a}\right) &= f\left(-\frac{1}{4}\right) = 2\left(-\frac{1}{4}\right)^2 + \left(-\frac{1}{4}\right) + 1 \\ &= \frac{1}{8} - \frac{1}{4} + 1 = \frac{7}{8}. \end{aligned}$$

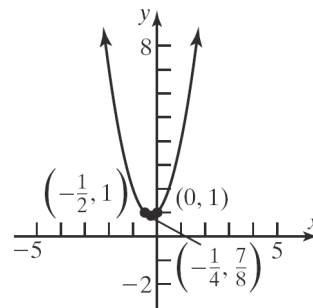
Thus, the vertex is $\left(-\frac{1}{4}, \frac{7}{8}\right)$.

The discriminant is:

$$b^2 - 4ac = 1^2 - 4(2)(1) = 1 - 8 = -7,$$

so the graph has no x -intercepts.

The y -intercept is $f(0) = 1$.



b. The domain is $(-\infty, \infty)$.

The range is $\left[\frac{7}{8}, \infty\right)$.

Chapter 2: Linear and Quadratic Functions

- c. Decreasing on $(-\infty, -\frac{1}{4})$.
Increasing on $(-\frac{1}{4}, \infty)$.

66. a. For $G(x) = 3x^2 + 2x + 5$, $a = 3$, $b = 2$, $c = 5$.

Since $a = 3 > 0$, the graph opens up.

The x -coordinate of the vertex is

$$x = \frac{-b}{2a} = \frac{-2}{2(3)} = \frac{-2}{6} = -\frac{1}{3}.$$

The y -coordinate of the vertex is

$$\begin{aligned} G\left(\frac{-b}{2a}\right) &= G\left(-\frac{1}{3}\right) = 3\left(-\frac{1}{3}\right)^2 + 2\left(-\frac{1}{3}\right) + 5 \\ &= \frac{1}{3} - \frac{2}{3} + 5 = \frac{14}{3}. \end{aligned}$$

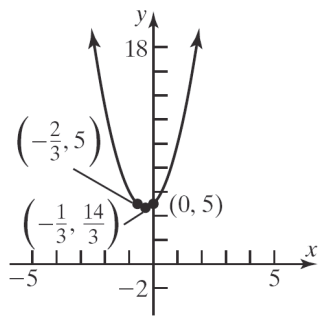
Thus, the vertex is $(-\frac{1}{3}, \frac{14}{3})$.

The discriminant is:

$$b^2 - 4ac = 2^2 - 4(3)(5) = 4 - 60 = -56,$$

so the graph has no x -intercepts.

The y -intercept is $G(0) = 5$.



- b. The domain is $(-\infty, \infty)$.
The range is $[\frac{14}{3}, \infty)$.
- c. Decreasing on $(-\infty, -\frac{1}{3})$.
Increasing on $(-\frac{1}{3}, \infty)$.

67. a. $h(x) = -\frac{2}{5}x + 4$ is a linear function.

The x -intercept is found by solving:

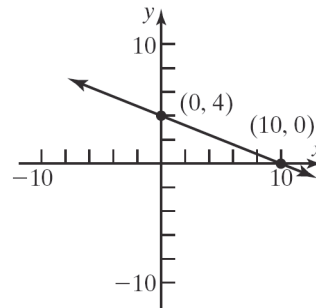
$$-\frac{2}{5}x + 4 = 0$$

$$-\frac{2}{5}x = -4$$

$$x = -4\left(-\frac{5}{2}\right) = 10$$

The x -intercept is 10.

The y -intercept is $h(0) = 4$.



- b. The domain is $(-\infty, \infty)$.
The range is $(-\infty, \infty)$.
- c. Decreasing on $(-\infty, \infty)$.

68. a. $f(x) = -3x + 2$ is a linear function.

The x -intercept is found by solving:

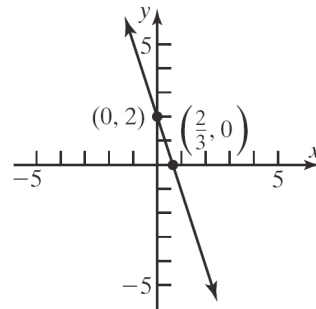
$$-3x + 2 = 0$$

$$-3x = -2$$

$$x = \frac{-2}{-3} = \frac{2}{3}$$

The x -intercept is $\frac{2}{3}$.

The y -intercept is $f(0) = 2$.



- b. The domain is $(-\infty, \infty)$.
The range is $(-\infty, \infty)$.
- c. Decreasing on $(-\infty, \infty)$.

Section 2.4: Properties of Quadratic Functions

69. a. For $H(x) = -4x^2 - 4x - 1$, $a = -4$, $b = -4$, $c = -1$. Since $a = -4 < 0$, the graph opens down. The x -coordinate of the vertex is

$$x = \frac{-b}{2a} = \frac{-(-4)}{2(-4)} = \frac{4}{-8} = -\frac{1}{2}.$$

The y -coordinate of the vertex is

$$\begin{aligned} H\left(\frac{-b}{2a}\right) &= H\left(-\frac{1}{2}\right) = -4\left(-\frac{1}{2}\right)^2 - 4\left(-\frac{1}{2}\right) - 1 \\ &= -1 + 2 - 1 = 0 \end{aligned}$$

Thus, the vertex is $\left(-\frac{1}{2}, 0\right)$.

The discriminant is:

$$b^2 - 4ac = (-4)^2 - 4(-4)(-1) = 16 - 16 = 0,$$

so the graph has one x -intercept.

The x -intercept is found by solving:

$$-4x^2 - 4x - 1 = 0$$

$$4x^2 + 4x + 1 = 0$$

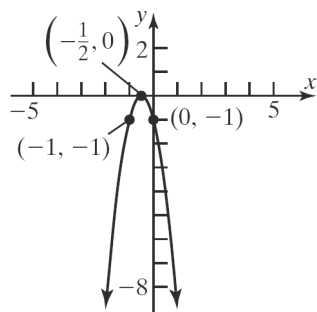
$$(2x + 1)^2 = 0$$

$$2x + 1 = 0$$

$$x = -\frac{1}{2}$$

The x -intercept is $-\frac{1}{2}$.

The y -intercept is $H(0) = -1$.



- b. The domain is $(-\infty, \infty)$.

The range is $(-\infty, 0]$.

- c. Increasing on $\left(-\infty, -\frac{1}{2}\right)$.

Decreasing on $\left(-\frac{1}{2}, \infty\right)$.

70. a. For $F(x) = -4x^2 + 20x - 25$, $a = -4$, $b = 20$, $c = -25$. Since $a = -4 < 0$, the graph opens down. The x -coordinate of the vertex is

$$x = \frac{-b}{2a} = \frac{-20}{2(-4)} = \frac{-20}{-8} = \frac{5}{2}.$$

The y -coordinate of the vertex is

$$\begin{aligned} F\left(\frac{-b}{2a}\right) &= F\left(\frac{5}{2}\right) = -4\left(\frac{5}{2}\right)^2 + 20\left(\frac{5}{2}\right) - 25 \\ &= -25 + 50 - 25 = 0 \end{aligned}$$

Thus, the vertex is $\left(\frac{5}{2}, 0\right)$.

The discriminant is:

$$\begin{aligned} b^2 - 4ac &= (20)^2 - 4(-4)(-25) \\ &= 400 - 400 = 0, \end{aligned}$$

so the graph has one x -intercept.

The x -intercept is found by solving:

$$-4x^2 + 20x - 25 = 0$$

$$4x^2 - 20x + 25 = 0$$

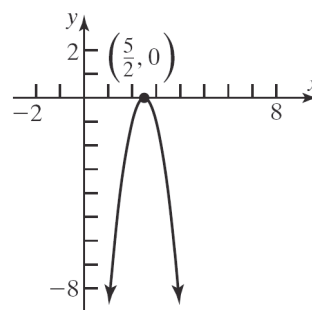
$$(2x - 5)^2 = 0$$

$$2x - 5 = 0$$

$$x = \frac{5}{2}$$

The x -intercept is $\frac{5}{2}$.

The y -intercept is $F(0) = -25$.



- b. The domain is $(-\infty, \infty)$.

The range is $(-\infty, 0]$.

- c. Increasing on $\left(-\infty, \frac{5}{2}\right)$.

Decreasing on $\left(\frac{5}{2}, \infty\right)$.

71. Use the form $f(x) = a(x - h)^2 + k$.

The vertex is $(0, 2)$, so $h = 0$ and $k = 2$.

$$f(x) = a(x - 0)^2 + 2 = ax^2 + 2.$$

Chapter 2: Linear and Quadratic Functions

Since the graph passes through $(1, 8)$, $f(1) = 8$.

$$f(x) = ax^2 + 2$$

$$8 = a(1)^2 + 2$$

$$8 = a + 2$$

$$6 = a$$

$$f(x) = 6x^2 + 2.$$

$$a = 6, b = 0, c = 2$$

72. Use the form $f(x) = a(x-h)^2 + k$.

The vertex is $(1, 4)$, so $h = 1$ and $k = 4$.

$$f(x) = a(x-1)^2 + 4.$$

Since the graph passes through $(-1, -8)$,

$$f(-1) = -8.$$

$$-8 = a(-1-1)^2 + 4$$

$$-8 = a(-2)^2 + 4$$

$$-8 = 4a + 4$$

$$-12 = 4a$$

$$-3 = a$$

$$f(x) = -3(x-1)^2 + 4$$

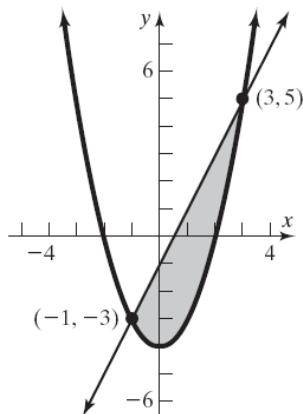
$$= -3(x^2 - 2x + 1) + 4$$

$$= -3x^2 + 6x - 3 + 4$$

$$= -3x^2 + 6x + 1$$

$$a = -3, b = 6, c = 1$$

73. a and d.



b. $f(x) = g(x)$

$$2x - 1 = x^2 - 4$$

$$0 = x^2 - 2x - 3$$

$$0 = (x+1)(x-3)$$

$$x+1=0 \quad \text{or} \quad x-3=0$$

$$x = -1 \quad \quad \quad x = 3$$

The solution set is $\{-1, 3\}$.

c. $f(-1) = 2(-1) - 1 = -2 - 1 = -3$

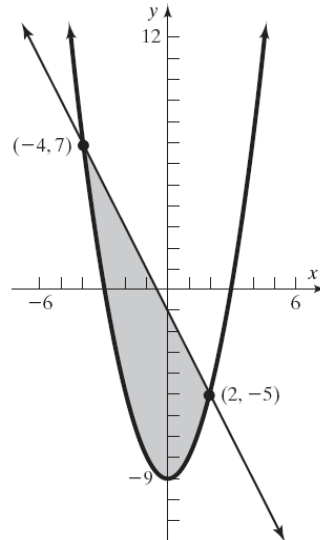
$$g(-1) = (-1)^2 - 4 = 1 - 4 = -3$$

$$f(3) = 2(3) - 1 = 6 - 1 = 5$$

$$g(3) = (3)^2 - 4 = 9 - 4 = 5$$

Thus, the graphs of f and g intersect at the points $(-1, -3)$ and $(3, 5)$.

74. a and d.



b. $f(x) = g(x)$

$$-2x - 1 = x^2 - 9$$

$$0 = x^2 + 2x - 8$$

$$0 = (x+4)(x-2)$$

$$x+4=0 \quad \text{or} \quad x-2=0$$

$$x = -4 \quad \quad \quad x = 2$$

The solution set is $\{-4, 2\}$.

c. $f(-4) = -2(-4) - 1 = 8 - 1 = 7$

$$g(-4) = (-4)^2 - 9 = 16 - 9 = 7$$

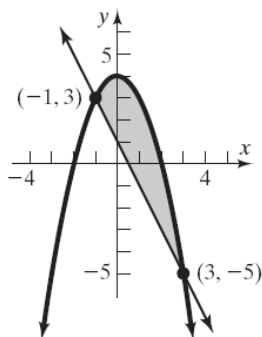
$$f(2) = -2(2) - 1 = -4 - 1 = -5$$

$$g(2) = (2)^2 - 9 = 4 - 9 = -5$$

Thus, the graphs of f and g intersect at the points $(-4, 7)$ and $(2, -5)$.

Section 2.4: Properties of Quadratic Functions

75. a and d.

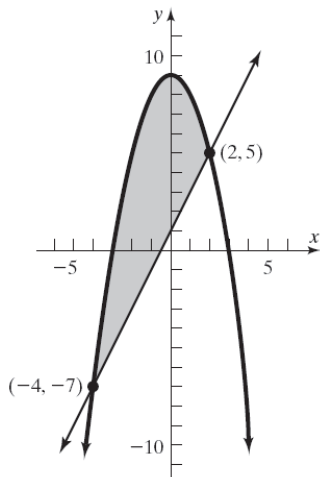


b. $f(x) = g(x)$
 $-x^2 + 4 = -2x + 1$
 $0 = x^2 - 2x - 3$
 $0 = (x+1)(x-3)$
 $x+1=0$ or $x-3=0$
 $x=-1$ $x=3$

The solution set is $\{-1, 3\}$.

c. $f(1) = -(-1)^2 + 4 = -1 + 4 = 3$
 $g(1) = -2(-1) + 1 = 2 + 1 = 3$
 $f(3) = -(3)^2 + 4 = -9 + 4 = -5$
 $g(3) = -2(3) + 1 = -6 + 1 = -5$
 Thus, the graphs of f and g intersect at the points $(-1, 3)$ and $(3, -5)$.

76. a and d.

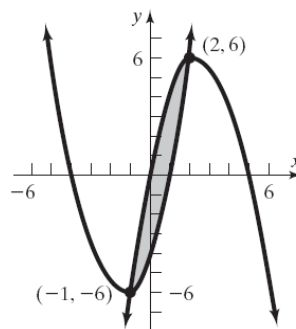


b. $f(x) = g(x)$
 $-x^2 + 9 = 2x + 1$
 $0 = x^2 + 2x - 8$
 $0 = (x+4)(x-2)$
 $x+4=0$ or $x-2=0$
 $x=-4$ $x=2$

The solution set is $\{-4, 2\}$.

c. $f(-4) = -(-4)^2 + 9 = -16 + 9 = -7$
 $g(-4) = 2(-4) + 1 = -8 + 1 = -7$
 $f(2) = -(2)^2 + 9 = -4 + 9 = 5$
 $g(2) = 2(2) + 1 = 4 + 1 = 5$
 Thus, the graphs of f and g intersect at the points $(-4, -7)$ and $(2, 5)$.

77. a and d.



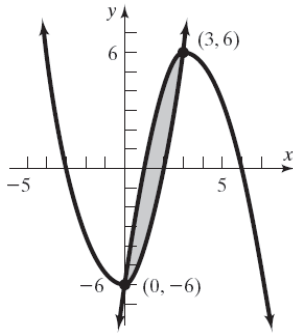
b. $f(x) = g(x)$
 $-x^2 + 5x = x^2 + 3x - 4$
 $0 = 2x^2 - 2x - 4$
 $0 = x^2 - x - 2$
 $0 = (x+1)(x-2)$
 $x+1=0$ or $x-2=0$
 $x=-1$ $x=2$

The solution set is $\{-1, 2\}$.

c. $f(-1) = -(-1)^2 + 5(-1) = -1 - 5 = -6$
 $g(-1) = (-1)^2 + 3(-1) - 4 = 1 - 3 - 4 = -6$
 $f(2) = -(2)^2 + 5(2) = -4 + 10 = 6$
 $g(2) = 2^2 + 3(2) - 4 = 4 + 6 - 4 = 6$
 Thus, the graphs of f and g intersect at the points $(-1, -6)$ and $(2, 6)$.

Chapter 2: Linear and Quadratic Functions

78. a and d.



b.

$$f(x) = g(x)$$

$$-x^2 + 7x - 6 = x^2 + x - 6$$

$$0 = 2x^2 - 6x$$

$$0 = 2x(x-3)$$

$$2x = 0 \quad \text{or} \quad x - 3 = 0$$

$$x = 0 \quad \quad \quad x = 3$$

The solution set is $\{0, 3\}$.

c.

$$f(0) = -(0)^2 + 7(0) - 6 = -6$$

$$g(0) = 0^2 + 0 - 6 = -6$$

$$f(3) = -(3)^2 + 7(3) - 6 = -9 + 21 - 6 = 6$$

$$g(3) = 3^2 + 3 - 6 = 9 + 3 - 6 = 6$$

Thus, the graphs of f and g intersect at the points $(0, -6)$ and $(3, 6)$.

79. a. For $a = 1$:

$$f(x) = a(x - r_1)(x - r_2)$$

$$= 1(x - (-3))(x - 1)$$

$$= (x + 3)(x - 1) = x^2 + 2x - 3$$

For $a = 2$:

$$f(x) = 2(x - (-3))(x - 1)$$

$$= 2(x + 3)(x - 1)$$

$$= 2(x^2 + 2x - 3) = 2x^2 + 4x - 6$$

For $a = -2$:

$$f(x) = -2(x - (-3))(x - 1)$$

$$= -2(x + 3)(x - 1)$$

$$= -2(x^2 + 2x - 3) = -2x^2 - 4x + 6$$

For $a = 5$:

$$f(x) = 5(x - (-3))(x - 1)$$

$$= 5(x + 3)(x - 1)$$

$$= 5(x^2 + 2x - 3) = 5x^2 + 10x - 15$$

b. The x -intercepts are not affected by the value of a . The y -intercept is multiplied by the value of a .

c. The axis of symmetry is unaffected by the value of a . For this problem, the axis of symmetry is $x = -1$ for all values of a .

d. The x -coordinate of the vertex is not affected by the value of a . The y -coordinate of the vertex is multiplied by the value of a .

e. The x -coordinate of the vertex is the mean of the x -intercepts.

80. a. For $a = 1$:

$$f(x) = 1(x - (-5))(x - 3)$$

$$= (x + 5)(x - 3) = x^2 + 2x - 15$$

For $a = 2$:

$$f(x) = 2(x - (-5))(x - 3)$$

$$= 2(x + 5)(x - 3)$$

$$= 2(x^2 + 2x - 15) = 2x^2 + 4x - 30$$

For $a = -2$:

$$f(x) = -2(x - (-5))(x - 3)$$

$$= -2(x + 5)(x - 3)$$

$$= -2(x^2 + 2x - 15) = -2x^2 - 4x + 30$$

For $a = 5$:

$$f(x) = 5(x - (-5))(x - 3)$$

$$= 5(x + 5)(x - 3)$$

$$= 5(x^2 + 2x - 15) = 5x^2 + 10x - 75$$

b. The x -intercepts are not affected by the value of a . The y -intercept is multiplied by the value of a .

c. The axis of symmetry is unaffected by the value of a . For this problem, the axis of symmetry is $x = -1$ for all values of a .

d. The x -coordinate of the vertex is not affected by the value of a . The y -coordinate of the vertex is multiplied by the value of a .

e. The x -coordinate of the vertex is the mean of the x -intercepts.

81. a. $x = -\frac{b}{2a} = -\frac{4}{2(1)} = -2$

$$y = f(-2) = (-2)^2 + 4(-2) - 21 = -25$$

The vertex is $(-2, -25)$.

Section 2.4: Properties of Quadratic Functions

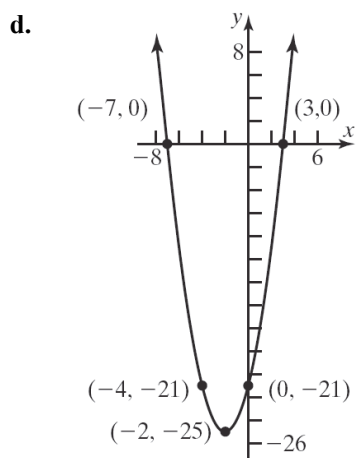
b. $f(x) = 0$
 $x^2 + 4x - 21 = 0$
 $(x+7)(x-3) = 0$
 $x+7 = 0$ or $x-3 = 0$
 $x = -7$ or $x = 3$

The x -intercepts of f are -7 and 3 .

c. $f(x) = -21$
 $x^2 + 4x - 21 = -21$
 $x^2 + 4x = 0$
 $x(x+4) = 0$
 $x = 0$ or $x = -4$

The solutions $f(x) = -21$ are -4 and 0 .

Thus, the points $(-4, -21)$ and $(0, -21)$ are on the graph of f .



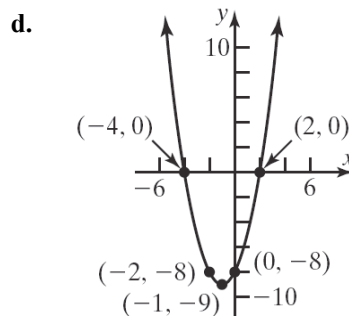
82. a. $x = -\frac{b}{2a} = -\frac{2}{2(1)} = -1$
 $y = f(-1) = (-1)^2 + 2(-1) - 8 = -9$
 The vertex is $(-1, -9)$.

b. $f(x) = 0$
 $x^2 + 2x - 8 = 0$
 $(x+4)(x-2) = 0$
 $x+4 = 0$ or $x-2 = 0$
 $x = -4$ or $x = 2$
 The x -intercepts of f are -4 and 2 .

c. $f(x) = -8$
 $x^2 + 2x - 8 = -8$
 $x^2 + 2x = 0$
 $x(x+2) = 0$
 $x = 0$ or $x+2 = 0$
 $x = -2$

The solutions $f(x) = -8$ are -2 and 0 .

Thus, the points $(-2, -8)$ and $(0, -8)$ are on the graph of f .



83. $R(p) = -4p^2 + 4000p$, $a = -4$, $b = 4000$, $c = 0$.
 Since $a = -4 < 0$ the graph is a parabola that opens down, so the vertex is a maximum point. The maximum occurs at $p = \frac{-b}{2a} = \frac{-4000}{2(-4)} = 500$.
 Thus, the unit price should be \$500 for maximum revenue. The maximum revenue is
 $R(500) = -4(500)^2 + 4000(500)$
 $= -1000000 + 2000000$
 $= \$1,000,000$

84. $R(p) = -\frac{1}{2}p^2 + 1900p$, $a = -\frac{1}{2}$, $b = 1900$, $c = 0$.
 Since $a = -\frac{1}{2} < 0$, the graph is a parabola that opens down, so the vertex is a maximum point. The maximum occurs at
 $p = \frac{-b}{2a} = \frac{-1900}{2(-1/2)} = 1900$.
 Thus, the unit price should be \$1900 for maximum revenue. The maximum revenue is
 $R(1900) = -\frac{1}{2}(1900)^2 + 1900(1900)$
 $= -1805000 + 3610000$
 $= \$1,805,000$

Chapter 2: Linear and Quadratic Functions

85. a. $C(x) = x^2 - 140x + 7400$,
 $a = 1, b = -140, c = 7400$. Since $a = 1 > 0$,
the graph opens up, so the vertex is a
minimum point. The minimum marginal cost
occurs at $x = \frac{-b}{2a} = \frac{-(-140)}{2(1)} = \frac{140}{2} = 70$
thousand mp3 players produced.

b. The minimum marginal cost is
 $f\left(\frac{-b}{2a}\right) = f(70) = (70)^2 - 140(70) + 7400$
 $= 4900 - 9800 + 7400$
 $= \$2500$

86. a. $C(x) = 5x^2 - 200x + 4000$,
 $a = 5, b = -200, c = 4000$. Since $a = 5 > 0$,
the graph opens up, so the vertex is a
minimum point. The minimum marginal
cost occurs at

$x = \frac{-b}{2a} = \frac{-(-200)}{2(5)} = \frac{200}{10} = 20$ thousand
cell phones manufactured.

b. The minimum marginal cost is
 $f\left(\frac{-b}{2a}\right) = f(20) = 5(20)^2 - 200(20) + 4000$
 $= 2000 - 4000 + 4000$
 $= \$2000$

87. a. $d(v) = 1.1v + 0.06v^2$
 $d(45) = 1.1(45) + 0.06(45)^2$
 $= 49.5 + 121.5 = 171$ ft.

b. $200 = 1.1v + 0.06v^2$
 $0 = -200 + 1.1v + 0.06v^2$
 $x = \frac{-(1.1) \pm \sqrt{(1.1)^2 - 4(0.06)(-200)}}{2(0.06)}$
 $= \frac{-1.1 \pm \sqrt{49.21}}{0.12}$
 $\approx \frac{-1.1 \pm 7.015}{0.12}$

$v \approx 49$ or $v \approx -68$
Disregard the negative value since we are
talking about speed. So the maximum speed
you can be traveling would be approximately
49 mph.

c. The 1.1v term might represent the reaction
time.

88. a. $a = \frac{-b}{2a} = \frac{-16.54}{2(-0.31)} = \frac{-16.54}{-0.62} \approx 26.7$ years old

b. $B(26.7) = -0.31(26.7)^2 + 16.54(26.7) - 151.04$
 ≈ 69.6 births per 1000 unmarried women

c. $B(40) = -0.31(40)^2 + 16.54(40) - 151.04$
 ≈ 14.6 births per 1000 unmarried women

89. a. $R(x) = 75x - 0.2x^2$
 $a = -0.2, b = 75, c = 0$

The maximum revenue occurs when
 $x = \frac{-b}{2a} = \frac{-75}{2(-0.2)} = \frac{-75}{-0.4} = 187.5$

The maximum revenue occurs when
 $x = 187$ or $x = 188$ watches.

The maximum revenue is:
 $R(187) = 75(187) - 0.2(187)^2 = \7031.20
 $R(188) = 75(188) - 0.2(188)^2 = \7031.20

b. $P(x) = R(x) - C(x)$
 $= 75x - 0.2x^2 - (32x + 1750)$
 $= -0.2x^2 + 43x - 1750$

c. $P(x) = -0.2x^2 + 43x - 1750$
 $a = -0.2, b = 43, c = -1750$
 $x = \frac{-b}{2a} = \frac{-43}{2(-0.2)} = \frac{-43}{-0.4} = 107.5$

The maximum profit occurs when $x = 107$
or $x = 108$ watches.

The maximum profit is:
 $P(107) = -0.2(107)^2 + 43(107) - 1750$
 $= \$561.20$
 $P(108) = -0.2(108)^2 + 43(108) - 1750$
 $= \$561.20$

d. Answers will vary.

Section 2.4: Properties of Quadratic Functions

90. a. $R(x) = 9.5x - 0.04x^2$
 $a = -0.04, b = 9.5, c = 0$
 The maximum revenue occurs when
 $x = \frac{-b}{2a} = \frac{-9.5}{2(-0.04)} = \frac{-9.5}{-0.08}$
 $= 118.75 \approx 119$ boxes of candy
 The maximum revenue is:
 $R(119) = 9.5(119) - 0.04(119)^2 = \564.06

b. $P(x) = R(x) - C(x)$
 $= 9.5x - 0.04x^2 - (1.25x + 250)$
 $= -0.04x^2 + 8.25x - 250$

c. $P(x) = -0.04x^2 + 8.25x - 250$
 $a = -0.04, b = 8.25, c = -250$
 The maximum profit occurs when
 $x = \frac{-b}{2a} = \frac{-8.25}{2(-0.04)} = \frac{-8.25}{-0.08}$
 $= 103.125 \approx 103$ boxes of candy
 The maximum profit is:
 $P(103) = -0.04(103)^2 + 8.25(103) - 250$
 $= \$175.39$

d. Answers will vary.

91. $f(x) = a(x - r_1)(x - r_2)$
 $= a(x + 4)(x - 2)$
 $= ax^2 + 2ax - 8a$

The x value of the vertex is $x = \frac{-b}{2a} = \frac{-2a}{2a} = -1$.

The y value of the vertex is 18.

$$-18 = a(-1)^2 + 2a(-1) - 8a$$

$$-18 = -9a$$

$$a = 2$$

So the function is $f(x) = 2(x + 4)(x - 2)$

92. $f(x) = a(x - r_1)(x - r_2)$
 $= a(x + 1)(x - 5)$
 $= ax^2 - 4ax - 5a$

The x value of the vertex is

$$x = \frac{-b}{2a} = \frac{-(-4a)}{2a} = 2.$$

The y value of the vertex is 9.

$$9 = a(2)^2 - 4a(2) - 5a$$

$$9 = -9a$$

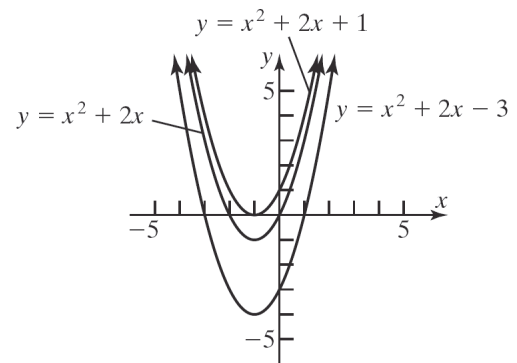
$$a = -1$$

So the function is $f(x) = -(x + 1)(x - 5)$

93. If x is even, then ax^2 and bx are even. When two even numbers are added to an odd number the result is odd. Thus, $f(x)$ is odd. If x is odd, then ax^2 and bx are odd. The sum of three odd numbers is an odd number. Thus, $f(x)$ is odd.

94. Answers will vary.

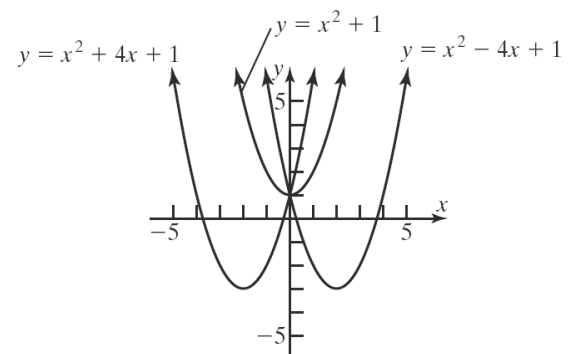
95. $y = x^2 + 2x - 3$; $y = x^2 + 2x + 1$; $y = x^2 + 2x$



Each member of this family will be a parabola with the following characteristics:

- (i) opens upwards since $a > 0$;
- (ii) vertex occurs at $x = -\frac{b}{2a} = -\frac{2}{2(1)} = -1$;
- (iii) There is at least one x-intercept since $b^2 - 4ac \geq 0$.

96. $y = x^2 - 4x + 1$; $y = x^2 + 1$; $y = x^2 + 4x + 1$



Each member of this family will be a parabola with the following characteristics:

Chapter 2: Linear and Quadratic Functions

- (i) opens upwards since $a > 0$
 (ii) y -intercept occurs at $(0, 1)$.

97. The graph of the quadratic function $f(x) = ax^2 + bx + c$ will not have any x -intercepts whenever $b^2 - 4ac < 0$.
98. By completing the square on the quadratic function $f(x) = ax^2 + bx + c$ we obtain the equation $y = a\left(x + \frac{b}{2a}\right)^2 + c - \frac{b^2}{4a}$. We can then draw the graph by applying transformations to the graph of the basic parabola $y = x^2$, which opens up. When $a > 0$, the basic parabola will either be stretched or compressed vertically. When $a < 0$, the basic parabola will either be stretched or compressed vertically as well as reflected across the x -axis. Therefore, when $a > 0$, the graph of $f(x) = ax^2 + bx + c$ will open up, and when $a < 0$, the graph of $f(x) = ax^2 + bx + c$ will open down.

99. No. We know that the graph of a quadratic function $f(x) = ax^2 + bx + c$ is a parabola with vertex $\left(-\frac{b}{2a}, f\left(-\frac{b}{2a}\right)\right)$. If $a > 0$, then the vertex is a minimum point, so the range is $\left[f\left(-\frac{b}{2a}\right), \infty\right)$. If $a < 0$, then the vertex is a maximum point, so the range is $\left(-\infty, f\left(-\frac{b}{2a}\right)\right]$. Therefore, it is impossible for the range to be $(-\infty, \infty)$.

100. Two quadratic functions can intersect 0, 1, or 2 times.

101. $x^2 + 4y^2 = 16$

To check for symmetry with respect to the x -axis, replace y with $-y$ and see if the equations are equivalent.

$$x^2 + 4(-y)^2 = 16$$

$$x^2 + 4y^2 = 16$$

So the graph is symmetric with respect to the x -axis.

To check for symmetry with respect to the y -axis, replace x with $-x$ and see if the equations are equivalent.

$$(-x)^2 + 4y^2 = 16$$

$$x^2 + 4y^2 = 16$$

So the graph is symmetric with respect to the y -axis.

To check for symmetry with respect to the origin, replace x with $-x$ and y with $-y$ and see if the equations are equivalent.

$$(-x)^2 + 4(-y)^2 = 16$$

$$x^2 + 4y^2 = 16$$

So the graph is symmetric with respect to the origin.

102. $27 - x \geq 5x + 3$

$$-6x \geq -24$$

$$x \leq 4$$

So the solution set is: $(-\infty, 4]$ or $\{x \mid x \leq 4\}$.

103. $x^2 + y^2 - 10x + 4y + 20 = 0$

$$x^2 - 10x + y^2 + 4y = -20$$

$$(x^2 - 10x + 25) + (y^2 + 4y + 4) = -20 + 25 + 4$$

$$(x - 5)^2 + (y + 2)^2 = 3^2$$

Center: $(5, -2)$; Radius = 3

104. $x = \frac{-(-6) \pm \sqrt{(-6)^2 - 4(1)(4)}}{2(1)}$

$$= \frac{6 \pm \sqrt{36 - 16}}{2}$$

$$= \frac{6 \pm \sqrt{20}}{2}$$

$$= \frac{6 \pm 2\sqrt{5}}{2} = 3 \pm \sqrt{5}$$

So the zeros of the function are: $3 + \sqrt{5}, 3 - \sqrt{5}$.

The x -intercepts are: $3 + \sqrt{5}, 3 - \sqrt{5}$

Section 2.5

1. $-3x - 2 < 7$

$$-3x < 9$$

$$x > -3$$

The solution set is $\{x \mid x > -3\}$ or $(-3, \infty)$.

Section 2.5: Inequalities Involving Quadratic Functions

2. $(-2, 7]$ represents the numbers between -2 and 7 , including 7 but not including -2 . Using inequality notation, this is written as $-2 < x \leq 7$.



3. a. $f(x) > 0$ when the graph of f is above the x -axis. Thus, $\{x | x < -2 \text{ or } x > 2\}$ or, using interval notation, $(-\infty, -2) \cup (2, \infty)$.
- b. $f(x) \leq 0$ when the graph of f is below or intersects the x -axis. Thus, $\{x | -2 \leq x \leq 2\}$ or, using interval notation, $[-2, 2]$.
4. a. $g(x) < 0$ when the graph of g is below the x -axis. Thus, $\{x | x < -1 \text{ or } x > 4\}$ or, using interval notation, $(-\infty, -1) \cup (4, \infty)$.
- b. $g(x) \geq 0$ when the graph of g is above or intersects the x -axis. Thus, $\{x | -1 \leq x \leq 4\}$ or, using interval notation, $[-1, 4]$.
5. a. $g(x) \geq f(x)$ when the graph of g is above or intersects the graph of f . Thus $\{x | -2 \leq x \leq 1\}$ or, using interval notation, $[-2, 1]$.
- b. $f(x) > g(x)$ when the graph of f is above the graph of g . Thus, $\{x | x < -2 \text{ or } x > 1\}$ or, using interval notation, $(-\infty, -2) \cup (1, \infty)$.
6. a. $f(x) < g(x)$ when the graph of f is below the graph of g . Thus, $\{x | x < -3 \text{ or } x > 1\}$ or, using interval notation, $(-\infty, -3) \cup (1, \infty)$.
- b. $f(x) \geq g(x)$ when the graph of f is above or intersects the graph of g . Thus, $\{x | -3 \leq x \leq 1\}$ or, using interval notation, $[-3, 1]$.

7. $x^2 - 3x - 10 \leq 0$

We graph the function $f(x) = x^2 - 3x - 10$. The intercepts are
 y -intercept: $f(0) = -10$

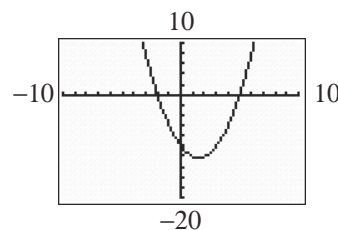
x -intercepts: $x^2 - 3x - 10 = 0$

$$(x - 5)(x + 2) = 0$$

$$x = 5, x = -2$$

The vertex is at $x = \frac{-b}{2a} = \frac{-(-3)}{2(1)} = \frac{3}{2}$.

Since $f\left(\frac{3}{2}\right) = -\frac{49}{4}$, the vertex is $\left(\frac{3}{2}, -\frac{49}{4}\right)$.



The graph is below the x -axis for $-2 < x < 5$. Since the inequality is not strict, the solution set is $\{x | -2 \leq x \leq 5\}$ or, using interval notation, $[-2, 5]$.

8. $x^2 + 3x - 10 > 0$

We graph the function $f(x) = x^2 + 3x - 10$. The intercepts are

y -intercept: $f(0) = -10$

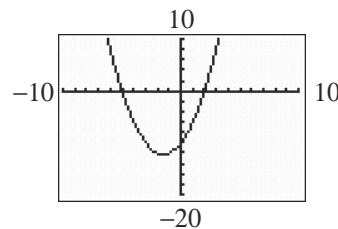
x -intercepts: $x^2 + 3x - 10 = 0$

$$(x + 5)(x - 2) = 0$$

$$x = -5, x = 2$$

The vertex is at $x = \frac{-b}{2a} = \frac{-3}{2(1)} = -\frac{3}{2}$. Since

$f\left(-\frac{3}{2}\right) = -\frac{49}{4}$, the vertex is $\left(-\frac{3}{2}, -\frac{49}{4}\right)$.



The graph is above the x -axis when $x < -5$ or $x > 2$. Since the inequality is strict, the solution set is $\{x | x < -5 \text{ or } x > 2\}$ or, using interval notation, $(-\infty, -5) \cup (2, \infty)$.

Chapter 2: Linear and Quadratic Functions

9. $x^2 - 4x > 0$

We graph the function $f(x) = x^2 - 4x$. The intercepts are

y-intercept: $f(0) = 0$

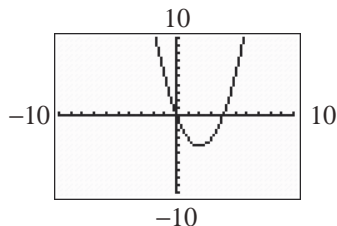
x-intercepts: $x^2 - 4x = 0$

$$x(x - 4) = 0$$

$$x = 0, x = 4$$

The vertex is at $x = \frac{-b}{2a} = \frac{-(-4)}{2(1)} = \frac{4}{2} = 2$. Since

$$f(2) = -4, \text{ the vertex is } (2, -4).$$



The graph is above the x -axis when $x < 0$ or $x > 4$. Since the inequality is strict, the solution set is $\{x \mid x < 0 \text{ or } x > 4\}$ or, using interval notation, $(-\infty, 0) \cup (4, \infty)$.

10. $x^2 + 8x \leq 0$

We graph the function $f(x) = x^2 + 8x$. The intercepts are

y-intercept: $f(0) = 0$

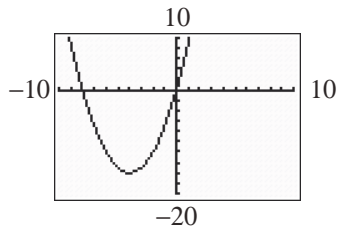
x-intercepts: $x^2 + 8x = 0$

$$x(x + 8) = 0$$

$$x = 0, x = -8$$

The vertex is at $x = \frac{-b}{2a} = \frac{-8}{2(1)} = \frac{-8}{2} = -4$.

Since $f(-4) = -16$, the vertex is $(-4, -16)$.



The graph is below the x -axis when $-8 < x < 0$. Since the inequality is not strict, the solution set is $\{x \mid -8 \leq x \leq 0\}$ or, using interval notation, $[-8, 0]$.

11. $x^2 + x > 12$

$$x^2 + x - 12 > 0$$

We graph the function $f(x) = x^2 + x - 12$.

y-intercept: $f(0) = -12$

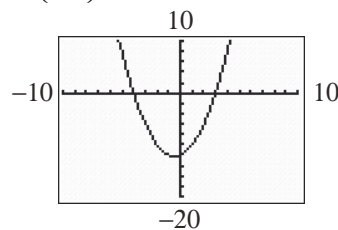
x-intercepts: $x^2 + x - 12 = 0$

$$(x + 4)(x - 3) = 0$$

$$x = -4, x = 3$$

The vertex is at $x = \frac{-b}{2a} = \frac{-1}{2(1)} = -\frac{1}{2}$. Since

$$f\left(-\frac{1}{2}\right) = -\frac{49}{4}, \text{ the vertex is } \left(-\frac{1}{2}, -\frac{49}{4}\right).$$



The graph is above the x -axis when $x < -4$ or $x > 3$. Since the inequality is strict, the solution set is $\{x \mid x < -4 \text{ or } x > 3\}$ or, using interval notation, $(-\infty, -4) \cup (3, \infty)$.

12. $x^2 + 7x < -12$

$$x^2 + 7x + 12 < 0$$

We graph the function $f(x) = x^2 + 7x + 12$.

y-intercept: $f(0) = 12$

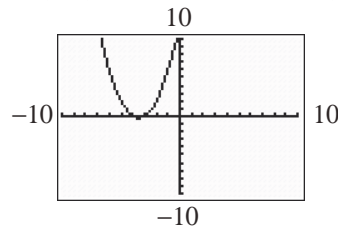
x-intercepts: $x^2 + 7x + 12 = 0$

$$(x + 4)(x + 3) = 0$$

$$x = -4, x = -3$$

The vertex is at $x = \frac{-b}{2a} = \frac{-7}{2(1)} = -\frac{7}{2}$. Since

$$f\left(-\frac{7}{2}\right) = -\frac{1}{4}, \text{ the vertex is } \left(-\frac{7}{2}, -\frac{1}{4}\right).$$



The graph is below the x -axis when $-4 < x < -3$. Since the inequality is strict, the solution set is $\{x \mid -4 < x < -3\}$ or, using interval notation, $(-4, -3)$.

Section 2.5: Inequalities Involving Quadratic Functions

13. $x^2 + 6x + 9 \leq 0$

We graph the function $f(x) = x^2 + 6x + 9$.

y-intercept: $f(0) = 9$

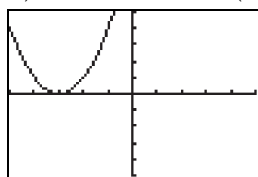
x-intercepts: $x^2 + 6x + 9 = 0$

$$(x+3)(x+3) = 0$$

$$x = -3$$

The vertex is at $x = \frac{-b}{2a} = \frac{-6}{2(1)} = -3$. Since

$$f(-3) = 0, \text{ the vertex is } (-3, 0).$$



Since the graph is never below the x-axis and only touches at $x = -3$ then the solution is $\{-3\}$.

14. $x^2 - 4x + 4 \leq 0$

We graph the function $f(x) = x^2 - 4x + 4$.

y-intercept: $f(0) = 4$

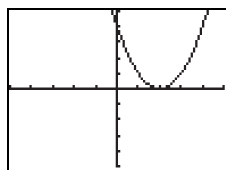
x-intercepts: $x^2 - 4x + 4 = 0$

$$(x-2)(x-2) = 0$$

$$x = 2$$

The vertex is at $x = \frac{-b}{2a} = \frac{-(-4)}{2(1)} = 2$. Since

$$f(2) = 0, \text{ the vertex is } (2, 0).$$



Since the graph is never below the x-axis and only touches at $x = 2$ then the solution is $\{2\}$.

15. $2x^2 \leq 5x + 3$

$$2x^2 - 5x - 3 \leq 0$$

We graph the function $f(x) = 2x^2 - 5x - 3$. The intercepts are

y-intercept: $f(0) = -3$

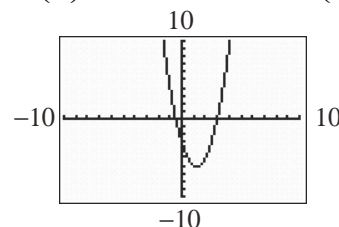
x-intercepts: $2x^2 - 5x - 3 = 0$

$$(2x+1)(x-3) = 0$$

$$x = -\frac{1}{2}, x = 3$$

The vertex is at $x = \frac{-b}{2a} = \frac{-(-5)}{2(2)} = \frac{5}{4}$. Since

$$f\left(\frac{5}{4}\right) = -\frac{49}{8}, \text{ the vertex is } \left(\frac{5}{4}, -\frac{49}{8}\right).$$



The graph is below the x-axis when $-\frac{1}{2} < x < 3$.

Since the inequality is not strict, the solution set is $\left\{x \mid -\frac{1}{2} \leq x \leq 3\right\}$ or, using interval notation,

$$\left[-\frac{1}{2}, 3\right].$$

16. $6x^2 \leq 6 + 5x$

$$6x^2 - 5x - 6 \leq 0$$

We graph the function $f(x) = 6x^2 - 5x - 6$. The intercepts are

y-intercept: $f(0) = -6$

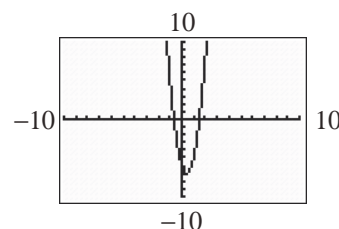
x-intercepts: $6x^2 - 5x - 6 = 0$

$$(3x+2)(2x-3) = 0$$

$$x = -\frac{2}{3}, x = \frac{3}{2}$$

The vertex is at $x = \frac{-b}{2a} = \frac{-(-5)}{2(6)} = \frac{5}{12}$. Since

$$f\left(\frac{5}{12}\right) = -\frac{169}{24}, \text{ the vertex is } \left(\frac{5}{12}, -\frac{169}{24}\right).$$



The graph is below the x-axis when $-\frac{2}{3} < x < \frac{3}{2}$.

Since the inequality is not strict, the solution set

Chapter 2: Linear and Quadratic Functions

is $\left\{ x \mid -\frac{2}{3} \leq x \leq \frac{3}{2} \right\}$ or, using interval notation,
 $\left[-\frac{2}{3}, \frac{3}{2} \right]$.

17. $x(x-7) > 8$

$$x^2 - 7x > 8$$

$$x^2 - 7x - 8 > 0$$

We graph the function $f(x) = x^2 - 7x - 8$. The intercepts are

y-intercept: $f(0) = -8$

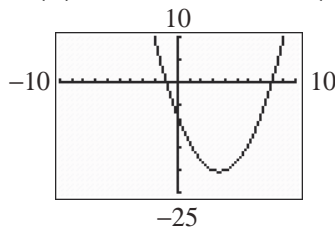
x-intercepts: $x^2 - 7x - 8 = 0$

$$(x+1)(x-8) = 0$$

$$x = -1, x = 8$$

The vertex is at $x = \frac{-b}{2a} = \frac{-(-7)}{2(1)} = \frac{7}{2}$. Since

$$f\left(\frac{7}{2}\right) = -\frac{81}{4}, \text{ the vertex is } \left(\frac{7}{2}, -\frac{81}{4}\right).$$



The graph is above the x -axis when $x < -1$ or $x > 8$. Since the inequality is strict, the solution set is $\{x \mid x < -1 \text{ or } x > 8\}$ or, using interval notation, $(-\infty, -1) \cup (8, \infty)$.

18. $x(x+1) > 20$

$$x^2 + x > 20$$

$$x^2 + x - 20 > 0$$

We graph the function $f(x) = x^2 + x - 20$.

y-intercept: $f(0) = -20$

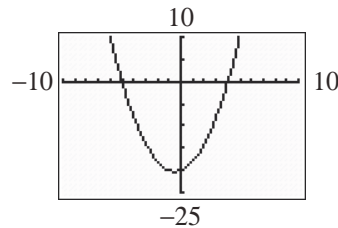
x-intercepts: $x^2 + x - 20 = 0$

$$(x+5)(x-4) = 0$$

$$x = -5, x = 4$$

The vertex is at $x = \frac{-b}{2a} = \frac{-1}{2(1)} = -\frac{1}{2}$. Since

$$f\left(-\frac{1}{2}\right) = -\frac{81}{4}, \text{ the vertex is } \left(-\frac{1}{2}, -\frac{81}{4}\right).$$



The graph is above the x -axis when $x < -5$ or $x > 4$. Since the inequality is strict, the solution set is $\{x \mid x < -5 \text{ or } x > 4\}$ or, using interval notation, $(-\infty, -5) \cup (4, \infty)$.

19. $4x^2 + 9 < 6x$

$$4x^2 - 6x + 9 < 0$$

We graph the function $f(x) = 4x^2 - 6x + 9$.

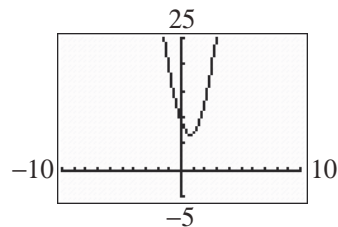
y-intercept: $f(0) = 9$

$$\begin{aligned} \text{x-intercepts: } x &= \frac{-(-6) \pm \sqrt{(-6)^2 - 4(4)(9)}}{2(4)} \\ &= \frac{6 \pm \sqrt{-108}}{8} \quad (\text{not real}) \end{aligned}$$

Therefore, f has no x -intercepts.

The vertex is at $x = \frac{-b}{2a} = \frac{-(-6)}{2(4)} = \frac{6}{8} = \frac{3}{4}$. Since

$$f\left(\frac{3}{4}\right) = \frac{27}{4}, \text{ the vertex is } \left(\frac{3}{4}, \frac{27}{4}\right).$$



The graph is never below the x -axis. Thus, there is no real solution.

20. $25x^2 + 16 < 40x$

$$25x^2 - 40x + 16 < 0$$

We graph the function $f(x) = 25x^2 - 40x + 16$.

y-intercept: $f(0) = 16$

x-intercepts: $25x^2 - 40x + 16 = 0$

$$(5x-4)^2 = 0$$

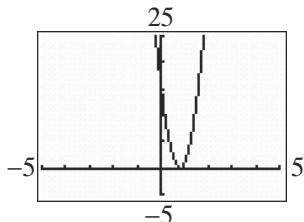
$$5x - 4 = 0$$

$$x = \frac{4}{5}$$

Section 2.5: Inequalities Involving Quadratic Functions

The vertex is at $x = \frac{-b}{2a} = \frac{-(-40)}{2(25)} = \frac{40}{50} = \frac{4}{5}$.

Since $f\left(\frac{4}{5}\right) = 0$, the vertex is $\left(\frac{4}{5}, 0\right)$.



The graph is never below the x -axis. Thus, there is no real solution.

21. $6(x^2 + 1) > 5x$

$$6x^2 + 6 > 5x$$

$$6x^2 - 5x + 6 > 0$$

We graph the function $f(x) = 6x^2 - 5x + 6$.

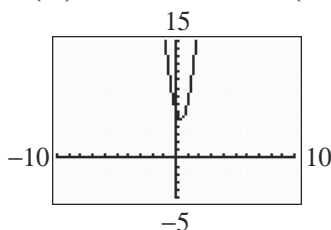
y -intercept: $f(0) = 6$

$$\begin{aligned} x\text{-intercepts: } x &= \frac{-(-5) \pm \sqrt{(-5)^2 - 4(6)(6)}}{2(6)} \\ &= \frac{6 \pm \sqrt{-119}}{12} \quad (\text{not real}) \end{aligned}$$

Therefore, f has no x -intercepts.

The vertex is at $x = \frac{-b}{2a} = \frac{-(-5)}{2(6)} = \frac{5}{12}$. Since

$f\left(\frac{5}{12}\right) = \frac{119}{24}$, the vertex is $\left(\frac{5}{12}, \frac{119}{24}\right)$.



The graph is always above the x -axis. Thus, the solution set is all real numbers or, using interval notation, $(-\infty, \infty)$.

22. $2(2x^2 - 3x) > -9$

$$4x^2 - 6x > -9$$

$$4x^2 - 6x + 9 > 0$$

We graph the function $f(x) = 4x^2 - 6x + 9$.

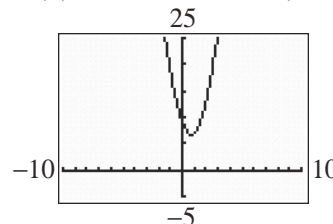
y -intercept: $f(0) = 9$

$$\begin{aligned} x\text{-intercepts: } x &= \frac{-(-6) \pm \sqrt{(-6)^2 - 4(4)(9)}}{2(4)} \\ &= \frac{6 \pm \sqrt{-108}}{8} \quad (\text{not real}) \end{aligned}$$

Therefore, f has no x -intercepts.

The vertex is at $x = \frac{-b}{2a} = \frac{-(-6)}{2(4)} = \frac{6}{8} = \frac{3}{4}$. Since

$f\left(\frac{3}{4}\right) = \frac{27}{4}$, the vertex is $\left(\frac{3}{4}, \frac{27}{4}\right)$.



The graph is always above the x -axis. Thus, the solution set is all real numbers or, using interval notation, $(-\infty, \infty)$.

23. The domain of the expression $f(x) = \sqrt{x^2 - 16}$ includes all values for which $x^2 - 16 \geq 0$.

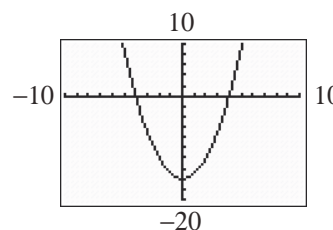
We graph the function $p(x) = x^2 - 16$. The intercepts of p are

y -intercept: $p(0) = -16$

$$\begin{aligned} x\text{-intercepts: } x^2 - 16 &= 0 \\ (x+4)(x-4) &= 0 \\ x &= -4, x = 4 \end{aligned}$$

The vertex of p is at $x = \frac{-b}{2a} = \frac{-(0)}{2(1)} = 0$. Since

$p(0) = -16$, the vertex is $(0, -16)$.



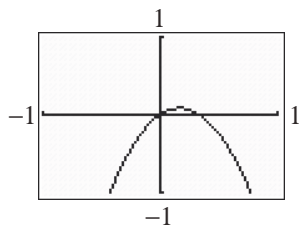
The graph of p is above the x -axis when $x < -4$ or $x > 4$. Since the inequality is not strict, the solution set of $x^2 - 16 \geq 0$ is $\{x \mid x \leq -4 \text{ or } x \geq 4\}$. Thus, the domain of f is also $\{x \mid x \leq -4 \text{ or } x \geq 4\}$ or, using interval notation, $(-\infty, -4] \cup [4, \infty)$.

Chapter 2: Linear and Quadratic Functions

- 24.** The domain of the expression $f(x) = \sqrt{x-3x^2}$ includes all values for which $x-3x^2 \geq 0$. We graph the function $p(x) = x-3x^2$. The intercepts of p are
 y-intercept: $p(0) = -6$
 x-intercepts: $x-3x^2 = 0$
 $x(1-3x) = 0$
 $x = 0, x = \frac{1}{3}$.

The vertex of p is at $x = \frac{-b}{2a} = \frac{-(-1)}{2(-3)} = \frac{-1}{-6} = \frac{1}{6}$.

Since $p\left(\frac{1}{6}\right) = \frac{1}{12}$, the vertex is $\left(\frac{1}{6}, \frac{1}{12}\right)$.



The graph of p is above the x -axis when $0 < x < \frac{1}{3}$. Since the inequality is not strict, the

solution set of $x-3x^2 \geq 0$ is $\left\{x \mid 0 \leq x \leq \frac{1}{3}\right\}$.

Thus, the domain of f is also $\left\{x \mid 0 \leq x \leq \frac{1}{3}\right\}$ or,

using interval notation, $\left[0, \frac{1}{3}\right]$.

- 25.** $f(x) = x^2 - 1$; $g(x) = 3x + 3$

a. $f(x) = 0$

$$x^2 - 1 = 0$$

$$(x-1)(x+1) = 0$$

$$x = 1; x = -1$$

Solution set: $\{-1, 1\}$.

b. $g(x) = 0$

$$3x + 3 = 0$$

$$3x = -3$$

$$x = -1$$

Solution set: $\{-1\}$.

c. $f(x) = g(x)$

$$x^2 - 1 = 3x + 3$$

$$x^2 - 3x - 4 = 0$$

$$(x-4)(x+1) = 0$$

$$x = 4; x = -1$$

Solution set: $\{-1, 4\}$.

d. $f(x) > 0$

We graph the function $f(x) = x^2 - 1$.

y-intercept: $f(0) = -1$

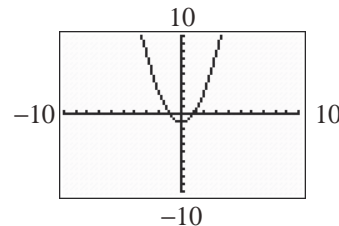
x-intercepts: $x^2 - 1 = 0$

$$(x+1)(x-1) = 0$$

$$x = -1, x = 1$$

The vertex is at $x = \frac{-b}{2a} = \frac{-(-0)}{2(1)} = 0$. Since

$f(0) = -1$, the vertex is $(0, -1)$.



The graph is above the x -axis when $x < -1$ or $x > 1$. Since the inequality is strict, the solution set is $\{x \mid x < -1 \text{ or } x > 1\}$ or, using interval notation, $(-\infty, -1) \cup (1, \infty)$.

e. $g(x) \leq 0$

$$3x + 3 \leq 0$$

$$3x \leq -3$$

$$x \leq -1$$

The solution set is $\{x \mid x \leq -1\}$ or, using interval notation, $(-\infty, -1]$.

f. $f(x) > g(x)$

$$x^2 - 1 > 3x + 3$$

$$x^2 - 3x - 4 > 0$$

We graph the function $p(x) = x^2 - 3x - 4$.

The intercepts of p are

y-intercept: $p(0) = -4$

x-intercepts: $x^2 - 3x - 4 = 0$

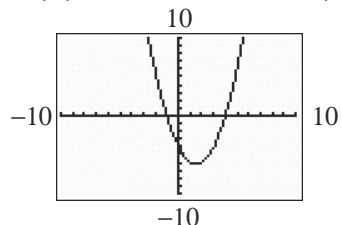
$$(x-4)(x+1) = 0$$

$$x = 4, x = -1$$

Section 2.5: Inequalities Involving Quadratic Functions

The vertex is at $x = \frac{-b}{2a} = \frac{-(-3)}{2(1)} = \frac{3}{2}$. Since

$$p\left(\frac{3}{2}\right) = -\frac{25}{4}, \text{ the vertex is } \left(\frac{3}{2}, -\frac{25}{4}\right).$$



The graph of p is above the x -axis when $x < -1$ or $x > 4$. Since the inequality is strict, the solution set is

$$\{x \mid x < -1 \text{ or } x > 4\} \text{ or, using interval}$$

notation, $(-\infty, -1) \cup (4, \infty)$.

g. $f(x) \geq 1$

$$x^2 - 1 \geq 1$$

$$x^2 - 2 \geq 0$$

We graph the function $p(x) = x^2 - 2$. The intercepts of p are

$$y\text{-intercept: } p(0) = -2$$

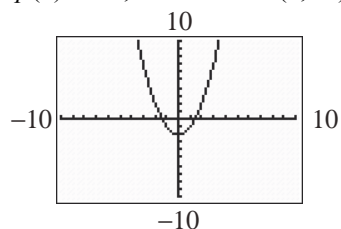
$$x\text{-intercepts: } x^2 - 2 = 0$$

$$x^2 = 2$$

$$x = \pm\sqrt{2}$$

The vertex is at $x = \frac{-b}{2a} = \frac{-(0)}{2(1)} = 0$. Since

$$p(0) = -2, \text{ the vertex is } (0, -2).$$



The graph of p is above the x -axis when $x < -\sqrt{2}$ or $x > \sqrt{2}$. Since the inequality is not strict, the solution set is

$$\{x \mid x \leq -\sqrt{2} \text{ or } x \geq \sqrt{2}\} \text{ or, using interval}$$

notation, $(-\infty, -\sqrt{2}] \cup [\sqrt{2}, \infty)$.

26. $f(x) = -x^2 + 3$; $g(x) = -3x + 3$

a. $f(x) = 0$

$$-x^2 + 3 = 0$$

$$x^2 = 3$$

$$x = \pm\sqrt{3}$$

Solution set: $\{-\sqrt{3}, \sqrt{3}\}$.

b. $g(x) = 0$

$$-3x + 3 = 0$$

$$-3x = -3$$

$$x = 1$$

Solution set: $\{1\}$.

c. $f(x) = g(x)$

$$-x^2 + 3 = -3x + 3$$

$$0 = x^2 - 3x$$

$$0 = x(x - 3)$$

$$x = 0; x = 3$$

Solution set: $\{0, 3\}$.

d. $f(x) > 0$

We graph the function $f(x) = -x^2 + 3$.

$$y\text{-intercept: } f(0) = 3$$

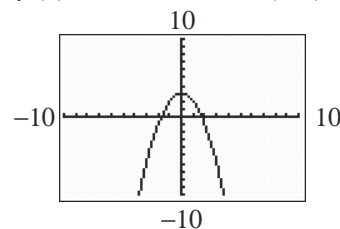
$$x\text{-intercepts: } -x^2 + 3 = 0$$

$$x^2 = 3$$

$$x = \pm\sqrt{3}$$

The vertex is at $x = \frac{-b}{2a} = \frac{-(-0)}{2(-1)} = 0$. Since

$$f(0) = 3, \text{ the vertex is } (0, 3).$$



The graph is above the x -axis when $-\sqrt{3} < x < \sqrt{3}$. Since the inequality is strict, the solution set is $\{x \mid -\sqrt{3} < x < \sqrt{3}\}$ or, using interval notation, $(-\sqrt{3}, \sqrt{3})$.

e. $g(x) \leq 0$

$$-3x + 3 \leq 0$$

$$-3x \leq -3$$

$$x \geq 1$$

The solution set is $\{x \mid x \geq 1\}$ or, using interval notation, $[1, \infty)$.

Chapter 2: Linear and Quadratic Functions

f. $f(x) > g(x)$
 $-x^2 + 3 > -3x + 3$
 $-x^2 + 3x > 0$

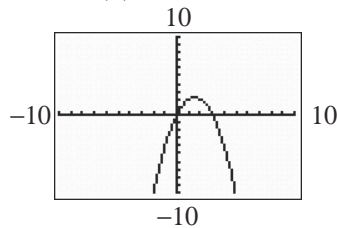
We graph the function $p(x) = -x^2 + 3x$.

The intercepts of p are
 y-intercept: $p(0) = 0$

x-intercepts: $-x^2 + 3x = 0$
 $-x(x - 3) = 0$
 $x = 0; x = 3$

The vertex is at $x = \frac{-b}{2a} = \frac{-(-3)}{2(-1)} = \frac{-3}{-2} = \frac{3}{2}$.

Since $p\left(\frac{3}{2}\right) = \frac{9}{4}$, the vertex is $\left(\frac{3}{2}, \frac{9}{4}\right)$.



The graph of p is above the x -axis when $0 < x < 3$. Since the inequality is strict, the solution set is $\{x \mid 0 < x < 3\}$ or, using interval notation, $(0, 3)$.

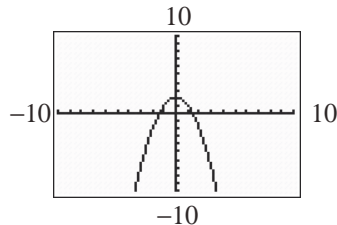
g. $f(x) \geq 1$
 $-x^2 + 3 \geq 1$
 $-x^2 + 2 \geq 0$

We graph the function $p(x) = -x^2 + 2$. The intercepts of p are

y-intercept: $p(0) = 2$
 x-intercepts: $-x^2 + 2 = 0$
 $x^2 = 2$
 $x = \pm\sqrt{2}$

The vertex is at $x = \frac{-b}{2a} = \frac{-(0)}{2(-1)} = 0$. Since

$p(0) = 2$, the vertex is $(0, 2)$.



The graph of p is above the x -axis when $-\sqrt{2} < x < \sqrt{2}$. Since the inequality is not strict, the solution set is $\{x \mid -\sqrt{2} \leq x \leq \sqrt{2}\}$ or, using interval notation, $[-\sqrt{2}, \sqrt{2}]$.

27. $f(x) = -x^2 + 1; g(x) = 4x + 1$

a. $f(x) = 0$
 $-x^2 + 1 = 0$
 $1 - x^2 = 0$

$(1 - x)(1 + x) = 0$
 $x = 1; x = -1$

Solution set: $\{-1, 1\}$.

b. $g(x) = 0$
 $4x + 1 = 0$
 $4x = -1$
 $x = -\frac{1}{4}$

Solution set: $\left\{-\frac{1}{4}\right\}$.

c. $f(x) = g(x)$
 $-x^2 + 1 = 4x + 1$
 $0 = x^2 + 4x$
 $0 = x(x + 4)$
 $x = 0; x = -4$

Solution set: $\{-4, 0\}$.

d. $f(x) > 0$

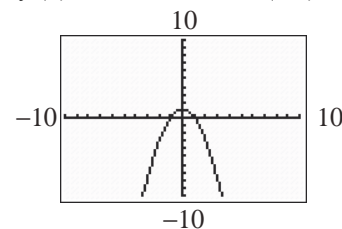
We graph the function $f(x) = -x^2 + 1$.

y-intercept: $f(0) = 1$

x-intercepts: $-x^2 + 1 = 0$
 $x^2 - 1 = 0$
 $(x + 1)(x - 1) = 0$
 $x = -1; x = 1$

The vertex is at $x = \frac{-b}{2a} = \frac{-(0)}{2(-1)} = 0$. Since

$f(0) = 1$, the vertex is $(0, 1)$.



The graph is above the x -axis when $-1 < x < 1$. Since the inequality is strict, the solution set is $\{x \mid -1 < x < 1\}$ or, using interval notation, $(-1, 1)$.

Section 2.5: Inequalities Involving Quadratic Functions

e. $g(x) \leq 0$
 $4x + 1 \leq 0$
 $4x \leq -1$
 $x \leq -\frac{1}{4}$

The solution set is $\left\{ x \mid x \leq -\frac{1}{4} \right\}$ or, using interval notation, $\left(-\infty, -\frac{1}{4} \right]$.

f. $f(x) > g(x)$
 $-x^2 + 1 > 4x + 1$
 $-x^2 - 4x > 0$

We graph the function $p(x) = -x^2 - 4x$.

The intercepts of p are

y-intercept: $p(0) = 0$

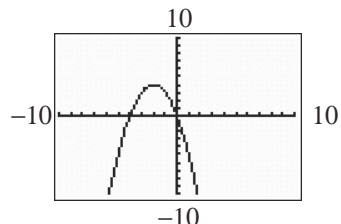
x-intercepts: $-x^2 - 4x = 0$

$$-x(x + 4) = 0$$

$$x = 0; x = -4$$

The vertex is at $x = \frac{-b}{2a} = \frac{-(-4)}{2(-1)} = \frac{4}{-2} = -2$.

Since $p(-2) = 4$, the vertex is $(-2, 4)$.



The graph of p is above the x -axis when $-4 < x < 0$. Since the inequality is strict, the solution set is $\{ x \mid -4 < x < 0 \}$ or, using interval notation, $(-4, 0)$.

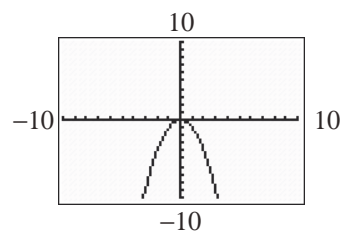
g. $f(x) \geq 1$
 $-x^2 + 1 \geq 1$
 $-x^2 \geq 0$

We graph the function $p(x) = -x^2$. The

vertex is at $x = \frac{-b}{2a} = \frac{-(0)}{2(-1)} = 0$. Since

$p(0) = 0$, the vertex is $(0, 0)$. Since

$a = -1 < 0$, the parabola opens downward.



The graph of p is never above the x -axis, but it does touch the x -axis at $x = 0$. Since the inequality is not strict, the solution set is $\{0\}$.

28. $f(x) = -x^2 + 4$; $g(x) = -x - 2$

a. $f(x) = 0$

$$-x^2 + 4 = 0$$

$$x^2 - 4 = 0$$

$$(x + 2)(x - 2) = 0$$

$$x = -2; x = 2$$

Solution set: $\{-2, 2\}$.

b. $g(x) = 0$

$$-x - 2 = 0$$

$$-2 = x$$

Solution set: $\{-2\}$.

c. $f(x) = g(x)$

$$-x^2 + 4 = -x - 2$$

$$0 = x^2 - x - 6$$

$$0 = (x - 3)(x + 2)$$

$$x = 3; x = -2$$

Solution set: $\{-2, 3\}$.

d. $f(x) > 0$

$$-x^2 + 4 > 0$$

We graph the function $f(x) = -x^2 + 4$.

y-intercept: $f(0) = 4$

x-intercepts: $-x^2 + 4 = 0$

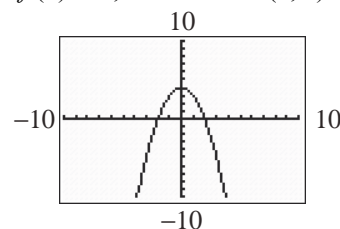
$$x^2 - 4 = 0$$

$$(x + 2)(x - 2) = 0$$

$$x = -2; x = 2$$

The vertex is at $x = \frac{-b}{2a} = \frac{-(0)}{2(-1)} = 0$. Since

$f(0) = 4$, the vertex is $(0, 4)$.



Chapter 2: Linear and Quadratic Functions

The graph is above the x -axis when $-2 < x < 2$. Since the inequality is strict, the solution set is $\{x \mid -2 < x < 2\}$ or, using interval notation, $(-2, 2)$.

e. $g(x) \leq 0$
 $-x - 2 \leq 0$
 $-x \leq 2$
 $x \geq -2$

The solution set is $\{x \mid x \geq -2\}$ or, using interval notation, $[-2, \infty)$.

f. $f(x) > g(x)$
 $-x^2 + 4 > -x - 2$
 $-x^2 + x + 6 > 0$

We graph the function $p(x) = -x^2 + x + 6$.

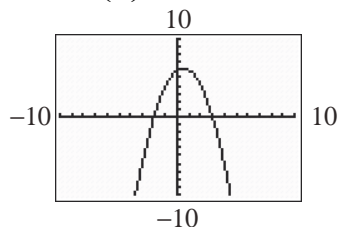
The intercepts of p are

y -intercept: $p(0) = 6$

x -intercepts: $-x^2 + x + 6 = 0$
 $x^2 - x - 6 = 0$
 $(x+2)(x-3) = 0$
 $x = -2; x = 3$

The vertex is at $x = \frac{-b}{2a} = \frac{-1}{2(-1)} = \frac{-1}{-2} = \frac{1}{2}$.

Since $p\left(\frac{1}{2}\right) = \frac{25}{4}$, the vertex is $\left(\frac{1}{2}, \frac{25}{4}\right)$.



The graph of p is above the x -axis when $-2 < x < 3$. Since the inequality is strict, the solution set is $\{x \mid -2 < x < 3\}$ or, using interval notation, $(-2, 3)$.

g. $f(x) \geq 1$
 $-x^2 + 4 > 1$
 $-x^2 + 3 > 0$

We graph the function $p(x) = -x^2 + 3$. The

intercepts of p are

y -intercept: $p(0) = 3$

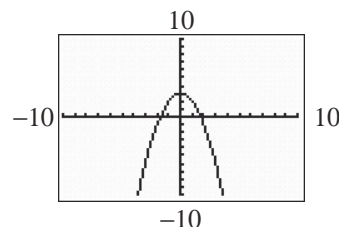
x -intercepts: $-x^2 + 3 = 0$

$$x^2 = 3$$

$$x = \pm\sqrt{3}$$

The vertex is at $x = \frac{-b}{2a} = \frac{-(-0)}{2(-1)} = 0$. Since

$p(0) = 3$, the vertex is $(0, 3)$.



The graph of p is above the x -axis when $-\sqrt{3} < x < \sqrt{3}$. Since the inequality is not strict, the solution set is $\{x \mid -\sqrt{3} \leq x \leq \sqrt{3}\}$ or, using interval notation, $[-\sqrt{3}, \sqrt{3}]$.

29. $f(x) = x^2 - 4$; $g(x) = -x^2 + 4$

a. $f(x) = 0$
 $x^2 - 4 = 0$

$$(x-2)(x+2) = 0$$

$$x = 2; x = -2$$

Solution set: $\{-2, 2\}$.

b. $g(x) = 0$
 $-x^2 + 4 = 0$
 $x^2 - 4 = 0$

$$(x+2)(x-2) = 0$$

$$x = -2; x = 2$$

Solution set: $\{-2, 2\}$.

c. $f(x) = g(x)$
 $x^2 - 4 = -x^2 + 4$
 $2x^2 - 8 = 0$

$$2(x-2)(x+2) = 0$$

$$x = 2; x = -2$$

Solution set: $\{-2, 2\}$.

d. $f(x) > 0$
 $x^2 - 4 > 0$

We graph the function $f(x) = x^2 - 4$.

y -intercept: $f(0) = -4$

x -intercepts: $x^2 - 4 = 0$

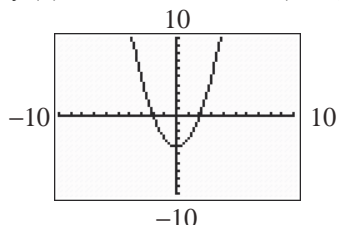
$$(x+2)(x-2) = 0$$

$$x = -2; x = 2$$

Section 2.5: Inequalities Involving Quadratic Functions

The vertex is at $x = \frac{-b}{2a} = \frac{-(-0)}{2(-1)} = 0$. Since

$f(0) = -4$, the vertex is $(0, -4)$.



The graph is above the x -axis when $x < -2$ or $x > 2$. Since the inequality is strict, the solution set is $\{x \mid x < -2 \text{ or } x > 2\}$ or, using interval notation, $(-\infty, -2) \cup (2, \infty)$.

e. $g(x) \leq 0$

$$-x^2 + 4 \leq 0$$

We graph the function $g(x) = -x^2 + 4$.

y -intercept: $g(0) = 4$

x -intercepts: $-x^2 + 4 = 0$

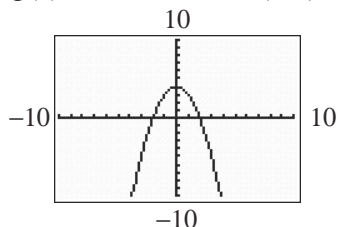
$$x^2 - 4 = 0$$

$$(x+2)(x-2) = 0$$

$$x = -2; x = 2$$

The vertex is at $x = \frac{-b}{2a} = \frac{-(-0)}{2(-1)} = 0$. Since

$g(0) = 4$, the vertex is $(0, 4)$.



The graph is below the x -axis when $x < -2$ or $x > 2$. Since the inequality is not strict, the solution set is $\{x \mid x \leq -2 \text{ or } x \geq 2\}$ or, using interval notation, $(-\infty, -2] \cup [2, \infty)$.

f. $f(x) > g(x)$

$$x^2 - 4 > -x^2 + 4$$

$$2x^2 - 8 > 0$$

We graph the function $p(x) = 2x^2 - 8$.

y -intercept: $p(0) = -8$

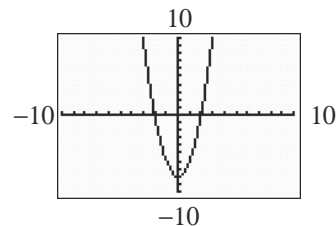
x -intercepts: $2x^2 - 8 = 0$

$$2(x+2)(x-2) = 0$$

$$x = -2; x = 2$$

The vertex is at $x = \frac{-b}{2a} = \frac{-(-0)}{2(2)} = 0$. Since

$p(0) = -8$, the vertex is $(0, -8)$.



The graph is above the x -axis when $x < -2$ or $x > 2$. Since the inequality is strict, the solution set is $\{x \mid x < -2 \text{ or } x > 2\}$ or, using interval notation, $(-\infty, -2) \cup (2, \infty)$.

g. $f(x) \geq 1$

$$x^2 - 4 \geq 1$$

$$x^2 - 5 \geq 0$$

We graph the function $p(x) = x^2 - 5$.

y -intercept: $p(0) = -5$

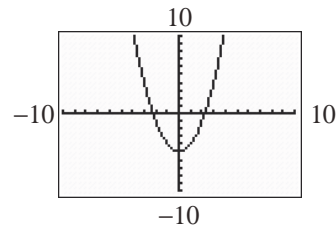
x -intercepts: $x^2 - 5 = 0$

$$x^2 = 5$$

$$x = \pm\sqrt{5}$$

The vertex is at $x = \frac{-b}{2a} = \frac{-(-0)}{2(1)} = 0$. Since

$p(0) = -5$, the vertex is $(0, -5)$.



The graph of p is above the x -axis when $x < -\sqrt{5}$ or $x > \sqrt{5}$. Since the inequality is not strict, the solution set is $\{x \mid x \leq -\sqrt{5} \text{ or } x \geq \sqrt{5}\}$ or, using interval notation, $(-\infty, -\sqrt{5}] \cup [\sqrt{5}, \infty)$.

30. $f(x) = x^2 - 2x + 1$; $g(x) = -x^2 + 1$

a. $f(x) = 0$

$$x^2 - 2x + 1 = 0$$

$$(x-1)^2 = 0$$

$$x-1 = 0$$

$$x = 1$$

Solution set: $\{1\}$.

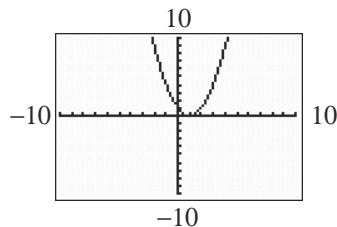
Chapter 2: Linear and Quadratic Functions

b. $g(x) = 0$
 $-x^2 + 1 = 0$
 $x^2 - 1 = 0$
 $(x+1)(x-1) = 0$
 $x = -1; x = 1$
 Solution set: $\{-1, 1\}$.

c. $f(x) = g(x)$
 $x^2 - 2x + 1 = -x^2 + 1$
 $2x^2 - 2x = 0$
 $2x(x-1) = 0$
 $x = 0, x = 1$
 Solution set: $\{0, 1\}$.

d. $f(x) > 0$
 $x^2 - 2x + 1 > 0$
 We graph the function $f(x) = x^2 - 2x + 1$.
 y-intercept: $f(0) = 1$
 x-intercepts: $x^2 - 2x + 1 = 0$
 $(x-1)^2 = 0$
 $x - 1 = 0$
 $x = 1$
 The vertex is at $x = \frac{-b}{2a} = \frac{-(-2)}{2(1)} = \frac{2}{2} = 1$.

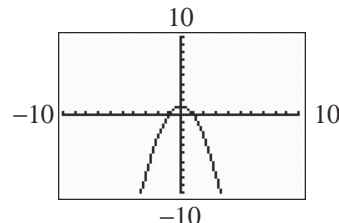
Since $f(1) = 0$, the vertex is $(1, 0)$.



The graph is above the x -axis when $x < 1$ or $x > 1$. Since the inequality is strict, the solution set is $\{x | x < 1 \text{ or } x > 1\}$ or, using interval notation, $(-\infty, 1) \cup (1, \infty)$.

e. $g(x) \leq 0$
 $-x^2 + 1 \leq 0$
 We graph the function $g(x) = -x^2 + 1$.
 y-intercept: $g(0) = 1$
 x-intercepts: $-x^2 + 1 = 0$
 $x^2 - 1 = 0$
 $(x+1)(x-1) = 0$
 $x = -1; x = 1$

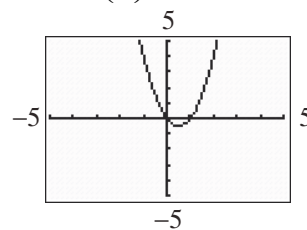
The vertex is at $x = \frac{-b}{2a} = \frac{-(-0)}{2(-1)} = 0$. Since $g(0) = 1$, the vertex is $(0, 1)$.



The graph is below the x -axis when $x < -1$ or $x > 1$. Since the inequality is not strict, the solution set is $\{x | x \leq -1 \text{ or } x \geq 1\}$ or, using interval notation, $(-\infty, -1] \cup [1, \infty)$.

f. $f(x) > g(x)$
 $x^2 - 2x + 1 > -x^2 + 1$
 $2x^2 - 2x > 0$
 We graph the function $p(x) = 2x^2 - 2x$.
 y-intercept: $p(0) = 0$
 x-intercepts: $2x^2 - 2x = 0$
 $2x(x-1) = 0$
 $x = 0; x = 1$

The vertex is at $x = \frac{-b}{2a} = \frac{-(-2)}{2(2)} = \frac{2}{4} = \frac{1}{2}$.
 Since $p\left(\frac{1}{2}\right) = \frac{1}{2}$, the vertex is $\left(\frac{1}{2}, \frac{1}{2}\right)$.



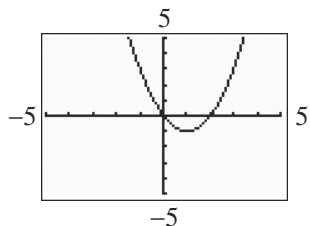
The graph is above the x -axis when $x < 0$ or $x > 1$. Since the inequality is strict, the solution set is $\{x | x < 0 \text{ or } x > 1\}$ or, using interval notation, $(-\infty, 0) \cup (1, \infty)$.

g. $f(x) \geq 1$
 $x^2 - 2x + 1 \geq 1$
 $x^2 - 2x \geq 0$
 We graph the function $p(x) = x^2 - 2x$.
 y-intercept: $p(0) = 0$
 x-intercepts: $x^2 - 2x = 0$
 $x(x-2) = 0$
 $x = 0; x = 2$

Section 2.5: Inequalities Involving Quadratic Functions

The vertex is at $x = \frac{-b}{2a} = \frac{-(-2)}{2(1)} = \frac{2}{2} = 1$.

Since $p(1) = -1$, the vertex is $(1, -1)$.



The graph of p is above the x -axis when $x < 0$ or $x > 2$. Since the inequality is not strict, the solution set is $\{x \mid x \leq 0 \text{ or } x \geq 2\}$ or, using interval notation, $(-\infty, 0] \cup [2, \infty)$.

31. $f(x) = x^2 - x - 2$; $g(x) = x^2 + x - 2$

a. $f(x) = 0$

$$x^2 - x - 2 = 0$$

$$(x - 2)(x + 1) = 0$$

$$x = 2, x = -1$$

Solution set: $\{-1, 2\}$.

b. $g(x) = 0$

$$x^2 + x - 2 = 0$$

$$(x + 2)(x - 1) = 0$$

$$x = -2; x = 1$$

Solution set: $\{-2, 1\}$.

c. $f(x) = g(x)$

$$x^2 - x - 2 = x^2 + x - 2$$

$$-2x = 0$$

$$x = 0$$

Solution set: $\{0\}$.

d. $f(x) > 0$

$$x^2 - x - 2 > 0$$

We graph the function $f(x) = x^2 - x - 2$.

y -intercept: $f(0) = -2$

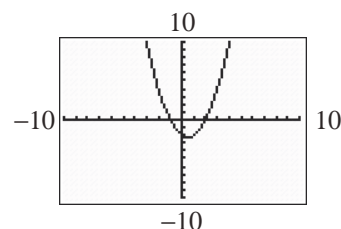
$$x\text{-intercepts: } x^2 - x - 2 = 0$$

$$(x - 2)(x + 1) = 0$$

$$x = 2; x = -1$$

The vertex is at $x = \frac{-b}{2a} = \frac{-(-1)}{2(1)} = \frac{1}{2}$. Since

$$f\left(\frac{1}{2}\right) = -\frac{9}{4}, \text{ the vertex is } \left(\frac{1}{2}, -\frac{9}{4}\right).$$



The graph is above the x -axis when $x < -1$ or $x > 2$. Since the inequality is strict, the solution set is $\{x \mid x < -1 \text{ or } x > 2\}$ or, using interval notation, $(-\infty, -1) \cup (2, \infty)$.

e. $g(x) \leq 0$

$$x^2 + x - 2 \leq 0$$

We graph the function $g(x) = x^2 + x - 2$.

y -intercept: $g(0) = -2$

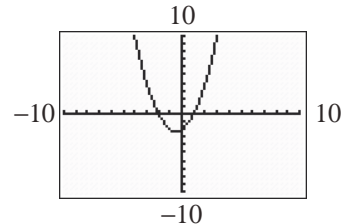
$$x\text{-intercepts: } x^2 + x - 2 = 0$$

$$(x + 2)(x - 1) = 0$$

$$x = -2; x = 1$$

The vertex is at $x = \frac{-b}{2a} = \frac{-1}{2(1)} = -\frac{1}{2}$. Since

$$f\left(-\frac{1}{2}\right) = -\frac{7}{4}, \text{ the vertex is } \left(-\frac{1}{2}, -\frac{7}{4}\right).$$



The graph is below the x -axis when $-2 < x < 1$. Since the inequality is not strict, the solution set is $\{x \mid -2 \leq x \leq 1\}$ or, using interval notation, $[-2, 1]$.

f. $f(x) > g(x)$

$$x^2 - x - 2 > x^2 + x - 2$$

$$-2x > 0$$

$$x < 0$$

The solution set is $\{x \mid x < 0\}$ or, using interval notation, $(-\infty, 0)$.

g. $f(x) \geq 1$

$$x^2 - x - 2 \geq 1$$

$$x^2 - x - 3 \geq 0$$

We graph the function $p(x) = x^2 - x - 3$.

y -intercept: $p(0) = -3$

Chapter 2: Linear and Quadratic Functions

x-intercepts: $x^2 - x - 3 = 0$

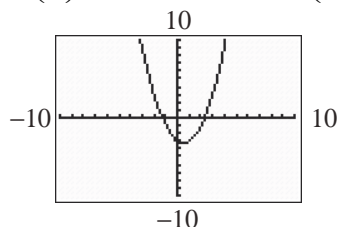
$$x = \frac{-(-1) \pm \sqrt{(-1)^2 - 4(1)(-3)}}{2(1)}$$

$$= \frac{1 \pm \sqrt{1+12}}{2} = \frac{1 \pm \sqrt{13}}{2}$$

$$x \approx -1.30 \text{ or } x \approx 2.30$$

The vertex is at $x = \frac{-b}{2a} = \frac{-(-1)}{2(1)} = \frac{1}{2}$. Since

$$p\left(\frac{1}{2}\right) = -\frac{13}{4}, \text{ the vertex is } \left(\frac{1}{2}, -\frac{13}{4}\right).$$



The graph of p is above the x -axis when

$$x < \frac{1-\sqrt{13}}{2} \text{ or } x > \frac{1+\sqrt{13}}{2}.$$

Since the inequality is not strict, the solution set is

$$\left\{ x \mid x \leq \frac{1-\sqrt{13}}{2} \text{ or } x \geq \frac{1+\sqrt{13}}{2} \right\} \text{ or, using}$$

interval notation,

$$\left(-\infty, \frac{1-\sqrt{13}}{2}\right] \cup \left[\frac{1+\sqrt{13}}{2}, \infty\right).$$

32. $f(x) = -x^2 - x + 1$; $g(x) = -x^2 + x + 6$

a. $f(x) = 0$

$$-x^2 - x + 1 = 0$$

$$x^2 + x - 1 = 0$$

$$x = \frac{-1 \pm \sqrt{(1)^2 - 4(1)(-1)}}{2(1)}$$

$$= \frac{-1 \pm \sqrt{1+4}}{2} = \frac{-1 \pm \sqrt{5}}{2}$$

Solution set: $\left\{ \frac{-1-\sqrt{5}}{2}, \frac{-1+\sqrt{5}}{2} \right\}$.

b. $g(x) = 0$

$$-x^2 + x + 6 = 0$$

$$x^2 - x - 6 = 0$$

$$(x-3)(x+2) = 0$$

$$x = 3; x = -2$$

Solution set: $\{-2, 3\}$.

c. $f(x) = g(x)$

$$-x^2 - x + 1 = -x^2 + x + 6$$

$$-2x - 5 = 0$$

$$-2x = 5$$

$$x = -\frac{5}{2}$$

Solution set: $\left\{-\frac{5}{2}\right\}$.

d. $f(x) > 0$

$$-x^2 - x + 1 > 0$$

We graph the function $f(x) = -x^2 - x + 1$.

y-intercept: $f(0) = -1$

x-intercepts: $-x^2 - x + 2 = 0$

$$x^2 + x - 2 = 0$$

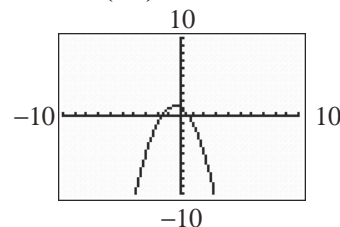
$$x = \frac{-1 \pm \sqrt{(1)^2 - 4(1)(-2)}}{2(1)}$$

$$= \frac{-1 \pm \sqrt{1+8}}{2} = \frac{-1 \pm \sqrt{9}}{2}$$

$$x \approx -1.62 \text{ or } x \approx 0.62$$

The vertex is at $x = \frac{-b}{2a} = \frac{-(-1)}{2(-1)} = \frac{1}{-2} = -\frac{1}{2}$.

Since $f\left(-\frac{1}{2}\right) = \frac{5}{4}$, the vertex is $\left(-\frac{1}{2}, \frac{5}{4}\right)$.



The graph is above the x -axis when

$$\frac{-1-\sqrt{5}}{2} < x < \frac{-1+\sqrt{5}}{2}.$$

Since the inequality

$$\left\{ x \mid \frac{-1-\sqrt{5}}{2} < x < \frac{-1+\sqrt{5}}{2} \right\} \text{ or, using interval}$$

$$\text{notation, } \left(\frac{-1-\sqrt{5}}{2}, \frac{-1+\sqrt{5}}{2}\right).$$

e. $g(x) \leq 0$

$$-x^2 + x + 6 \leq 0$$

We graph the function $g(x) = -x^2 + x + 6$.

y-intercept: $g(0) = 6$

x-intercepts: $-x^2 + x + 6 = 0$

$$x^2 - x - 6 = 0$$

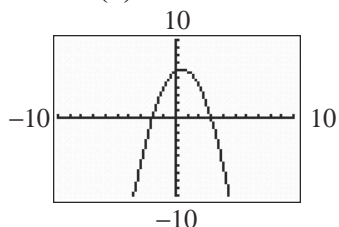
$$(x-3)(x+2) = 0$$

$$x = 3; x = -2$$

Section 2.5: Inequalities Involving Quadratic Functions

The vertex is at $x = \frac{-b}{2a} = \frac{-(-1)}{2(-1)} = \frac{-1}{-2} = \frac{1}{2}$.

Since $f\left(\frac{1}{2}\right) = \frac{25}{4}$, the vertex is $\left(\frac{1}{2}, \frac{25}{4}\right)$.



The graph is below the x -axis when $x < -2$ or $x > 3$. Since the inequality is not strict, the solution set is $\{x \mid x \leq -2 \text{ or } x \geq 3\}$ or, using interval notation, $(-\infty, -2] \cup [3, \infty)$.

f. $f(x) > g(x)$
 $-x^2 - x + 1 > -x^2 + x + 6$
 $-2x > 5$
 $x < -\frac{5}{2}$

The solution set is $\{x \mid x < -\frac{5}{2}\}$ or, using interval notation, $(-\infty, -\frac{5}{2})$.

g. $f(x) \geq 1$
 $-x^2 - x + 1 \geq 1$
 $-x^2 - x \geq 0$

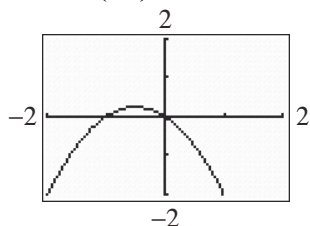
We graph the function $p(x) = -x^2 - x$.

y -intercept: $p(0) = 0$

x -intercepts: $-x^2 - x = 0$
 $-x(x+1) = 0$
 $x = 0; x = -1$

The vertex is at $x = \frac{-b}{2a} = \frac{-(-1)}{2(-1)} = \frac{1}{-2} = -\frac{1}{2}$.

Since $p\left(-\frac{1}{2}\right) = \frac{1}{4}$, the vertex is $\left(-\frac{1}{2}, \frac{1}{4}\right)$.



The graph of p is above the x -axis when $-1 < x < 0$. Since the inequality is not strict, the solution set is $\{x \mid -1 \leq x < 0\}$ or, using interval notation, $[-1, 0)$.

33. a. The ball strikes the ground when $s(t) = 80t - 16t^2 = 0$.

$$80t - 16t^2 = 0$$

$$16t(5 - t) = 0$$

$$t = 0, t = 5$$

The ball strikes the ground after 5 seconds.

b. Find the values of t for which

$$80t - 16t^2 > 96$$

$$-16t^2 + 80t - 96 > 0$$

We graph the function

$f(t) = -16t^2 + 80t - 96$. The intercepts are

y -intercept: $f(0) = -96$

t -intercepts: $-16t^2 + 80t - 96 = 0$

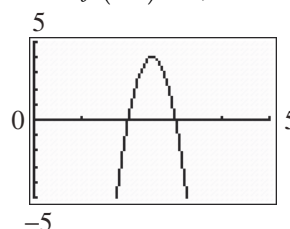
$$-16(t^2 - 5t + 6) = 0$$

$$16(t - 2)(t - 3) = 0$$

$$t = 2, t = 3$$

The vertex is at $t = \frac{-b}{2a} = \frac{-(80)}{2(-16)} = 2.5$.

Since $f(2.5) = 4$, the vertex is $(2.5, 4)$.



The graph of f is above the t -axis when $2 < t < 3$. Since the inequality is strict, the solution set is $\{t \mid 2 < t < 3\}$ or, using interval notation, $(2, 3)$. The ball is more than 96 feet above the ground for times between 2 and 3 seconds.

34. a. The ball strikes the ground when $s(t) = 96t - 16t^2 = 0$.

$$96t - 16t^2 = 0$$

$$16t(6 - t) = 0$$

$$t = 0, t = 6$$

The ball strikes the ground after 6 seconds.

b. Find the values of t for which

$$96t - 16t^2 > 128$$

$$-16t^2 + 96t - 128 > 0$$

We graph $f(t) = -16t^2 + 96t - 128$. The intercepts are

y -intercept: $f(0) = -128$

t -intercepts: $f(t) = -128$

Chapter 2: Linear and Quadratic Functions

t -intercepts: $-16t^2 + 96t - 128 = 0$

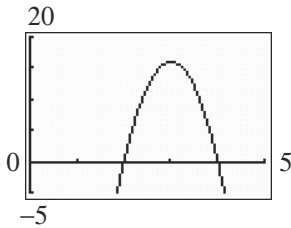
$$16(t^2 - 6t + 8) = 0$$

$$-16(t-4)(t-2) = 0$$

$$t = 4, t = 2$$

The vertex is at $t = \frac{-b}{2a} = \frac{-(-96)}{2(-16)} = 3$. Since

$f(3) = 16$, the vertex is $(3, 16)$.



The graph of f is above the t -axis when $2 < t < 4$. Since the inequality is strict, the solution set is $\{t \mid 2 < t < 4\}$ or, using

interval notation, $(2, 4)$. The ball is more than 128 feet above the ground for times between 2 and 4 seconds.

35. a. $R(p) = -4p^2 + 4000p = 0$

$$-4p(p - 1000) = 0$$

$$p = 0, p = 1000$$

Thus, the revenue equals zero when the price is \$0 or \$1000.

b. Find the values of p for which

$$-4p^2 + 4000p > 800,000$$

$$-4p^2 + 4000p - 800,000 > 0$$

We graph $f(p) = -4p^2 + 4000p - 800,000$.

The intercepts are

y -intercept: $f(0) = -800,000$

p -intercepts:

$$-4p^2 + 4000p - 800000 = 0$$

$$p^2 - 1000p + 200000 = 0$$

$$p = \frac{-(-1000) \pm \sqrt{(-1000)^2 - 4(1)(200000)}}{2(1)}$$

$$= \frac{1000 \pm \sqrt{200000}}{2}$$

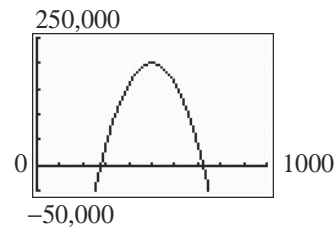
$$= \frac{1000 \pm 200\sqrt{5}}{2}$$

$$= 500 \pm 100\sqrt{5}$$

$$p \approx 276.39; p \approx 723.61$$

The vertex is at $p = \frac{-b}{2a} = \frac{-(4000)}{2(-4)} = 500$.

Since $f(500) = 200,000$, the vertex is $(500, 200000)$.



The graph of f is above the p -axis when $276.39 < p < 723.61$. Since the inequality is strict, the solution set is

$\{p \mid 276.39 < p < 723.61\}$ or, using interval notation, $(276.39, 723.61)$. The revenue is

more than \$800,000 for prices between \$276.39 and \$723.61.

36. a. $R(p) = -\frac{1}{2}p^2 + 1900p = 0$

$$-\frac{1}{2}p(p - 3800) = 0$$

$$p = 0, p = 3800$$

Thus, the revenue equals zero when the price is \$0 or \$3800.

b. Find the values of p for which

$$-\frac{1}{2}p^2 + 1900p > 1200000$$

$$-\frac{1}{2}p^2 + 1900p - 1200000 > 0$$

We graph $f(p) = -\frac{1}{2}p^2 + 1900p - 1200000$.

The intercepts are

y -intercept: $f(0) = -1,200,000$

p -intercepts: $-\frac{1}{2}p^2 + 1900p - 1200000 = 0$

$$p^2 - 3800p + 2400000 = 0$$

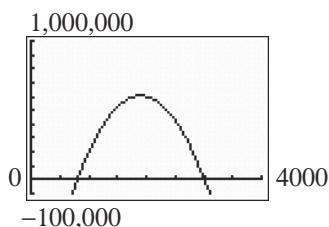
$$(p - 800)(p - 3000) = 0$$

$$p = 800; p = 3000$$

The vertex is at $p = \frac{-b}{2a} = \frac{-(-1900)}{2(-1/2)} = 1900$.

Since $f(1900) = 605,000$, the vertex is $(1900, 605000)$.

Section 2.5: Inequalities Involving Quadratic Functions



The graph of f is above the p -axis when $800 < p < 3000$. Since the inequality is strict, the solution set is $\{p \mid 800 < p < 3000\}$ or, using interval notation, $(800, 3000)$. The revenue is more than \$1,200,000 for prices between \$800 and \$3000.

37. $(x-4)^2 \leq 0$

We graph the function $f(x) = (x-4)^2$.

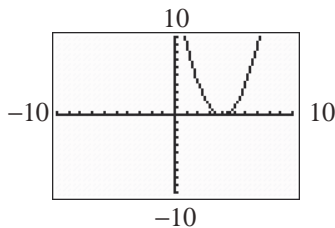
y -intercept: $f(0) = 16$

x -intercepts: $(x-4)^2 = 0$

$$x - 4 = 0$$

$$x = 4$$

The vertex is the vertex is $(4, 0)$.



The graph is never below the x -axis. Since the inequality is not strict, the only solution comes from the x -intercept. Therefore, the given inequality has exactly one real solution, namely $x = 4$.

38. $(x-2)^2 > 0$

We graph the function $f(x) = (x-2)^2$.

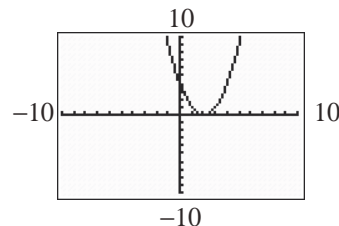
y -intercept: $f(0) = 4$

x -intercepts: $(x-2)^2 = 0$

$$x - 2 = 0$$

$$x = 2$$

The vertex is the vertex is $(2, 0)$.



The graph is above the x -axis when $x < 2$ or $x > 2$. Since the inequality is strict, the solution set is $\{x \mid x < 2 \text{ or } x > 2\}$. Therefore, the given inequality has exactly one real number that is not a solution, namely $x \neq 2$.

39. Solving $x^2 + x + 1 > 0$

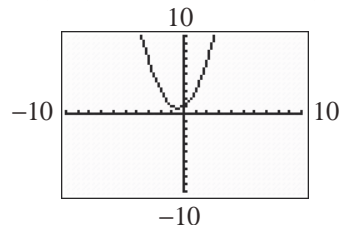
We graph the function $f(x) = x^2 + x + 1$.

y -intercept: $f(0) = 1$

x -intercepts: $b^2 - 4ac = 1^2 - 4(1)(1) = -3$, so f has no x -intercepts.

The vertex is at $x = \frac{-b}{2a} = \frac{-1}{2(1)} = -\frac{1}{2}$. Since

$f\left(-\frac{1}{2}\right) = \frac{3}{4}$, the vertex is $\left(-\frac{1}{2}, \frac{3}{4}\right)$.



The graph is always above the x -axis. Thus, the solution is the set of all real numbers or, using interval notation, $(-\infty, \infty)$.

40. Solving $x^2 - x + 1 < 0$

We graph the function $f(x) = x^2 - x + 1$.

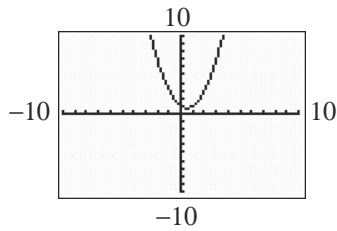
y -intercept: $f(0) = 1$

x -intercepts: $b^2 - 4ac = (-1)^2 - 4(1)(1) = -3$, so f has no x -intercepts.

The vertex is at $x = \frac{-b}{2a} = \frac{-(-1)}{2(1)} = \frac{1}{2}$. Since

$f\left(\frac{1}{2}\right) = \frac{3}{4}$, the vertex is $\left(\frac{1}{2}, \frac{3}{4}\right)$.

Chapter 2: Linear and Quadratic Functions



The graph is never below the x -axis. Thus, the inequality has no solution. That is, the solution set is $\{ \}$ or \emptyset .

41. If the inequality is not strict, we include the x -intercepts in the solution.
42. Since the radical cannot be negative we determine what makes the radicand a nonnegative number.
 $10 - 2x \geq 0$
 $-2x \geq -10$
 $x \leq 5$
 So the domain is: $\{x \mid x \leq 5\}$.

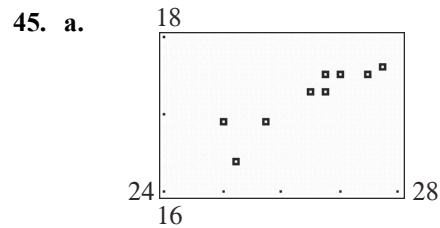
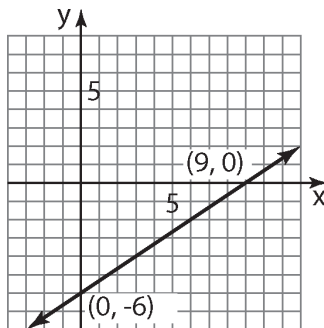
43.
$$f(-x) = \frac{-(-x)}{(-x)^2 + 9}$$

$$= -\frac{-x}{x^2 + 9} = -f(x)$$

Since $f(-x) = -f(x)$ then the function is odd.

44. a. $0 = \frac{2}{3}x - 6$
 $6 = \frac{2}{3}x$
 $x = 9$

b.



- b. Using the LINear REGression program, the line of best fit is: $C(H) = 0.3734H + 7.3268$
- c. If height increases by one inch, the head circumference increases by 0.3734 inch.
- d. $C(26) = 0.3734(26) + 7.3268 \approx 17.0$ inches
- e. To find the height, we solve the following equation:
 $17.4 = 0.3734H + 7.3268$
 $10.0732 = 0.3734H$
 $26.98 \approx H$
 A child with a head circumference of 17.4 inches would have a height of about 26.98 inches.

Section 2.6

1. $R = 3x$
2. Use LIN REGression to get
 $y = 1.7826x + 4.0652$
3. a. $R(x) = x\left(-\frac{1}{6}x + 100\right) = -\frac{1}{6}x^2 + 100x$
- b. The quantity sold price cannot be negative, so $x \geq 0$. Similarly, the price should be positive, so $p > 0$.

$$-\frac{1}{6}x + 100 > 0$$

$$-\frac{1}{6}x > -100$$

$$x < 600$$

Thus, the implied domain for R is $\{x \mid 0 \leq x < 600\}$ or $[0, 600)$.

c.
$$R(200) = -\frac{1}{6}(200)^2 + 100(200)$$

$$= \frac{-20000}{3} + 20000$$

$$= \frac{40000}{3} \approx \$13,333.33$$

Section 2.6: Building Quadratic Models from Verbal Descriptions and from Data

d. $x = \frac{-b}{2a} = \frac{-100}{2(-\frac{1}{6})} = \frac{-100}{(-\frac{1}{3})} = \frac{300}{1} = 300$

The maximum revenue is

$$\begin{aligned} R(300) &= -\frac{1}{6}(300)^2 + 100(300) \\ &= -15000 + 30000 \\ &= \$15,000 \end{aligned}$$

e. $p = -\frac{1}{6}(300) + 100 = -50 + 100 = \50

4. a. $R(x) = x\left(-\frac{1}{3}x + 100\right) = -\frac{1}{3}x^2 + 100x$

b. The quantity sold price cannot be negative, so $x \geq 0$. Similarly, the price should be positive, so $p > 0$.

$$\begin{aligned} -\frac{1}{3}x + 100 &> 0 \\ -\frac{1}{3}x &> -100 \\ x &< 300 \end{aligned}$$

Thus, the implied domain for R is $\{x \mid 0 \leq x < 300\}$ or $[0, 300)$.

c. $R(100) = -\frac{1}{3}(100)^2 + 100(100)$
 $= \frac{-10000}{3} + 10000$
 $= \frac{20000}{3} \approx \$6,666.67$

d. $x = \frac{-b}{2a} = \frac{-100}{2(-\frac{1}{3})} = \frac{-100}{(-\frac{2}{3})} = \frac{300}{2} = 150$

The maximum revenue is

$$\begin{aligned} R(150) &= -\frac{1}{3}(150)^2 + 100(150) \\ &= -7500 + 15000 = \$7,500 \end{aligned}$$

e. $p = -\frac{1}{3}(150) + 100 = -50 + 100 = \50

5. a. If $x = -5p + 100$, then $p = \frac{100-x}{5}$.

$$R(x) = x\left(\frac{100-x}{5}\right) = -\frac{1}{5}x^2 + 20x$$

b. $R(15) = -\frac{1}{5}(15)^2 + 20(15)$
 $= -45 + 300 = \$255$

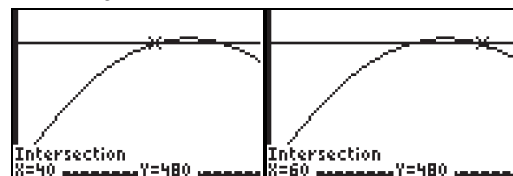
c. $x = \frac{-b}{2a} = \frac{-20}{2(-\frac{1}{5})} = \frac{-20}{(-\frac{2}{5})} = \frac{100}{2} = 50$

The maximum revenue is

$$\begin{aligned} R(50) &= -\frac{1}{5}(50)^2 + 20(50) \\ &= -500 + 1000 = \$500 \end{aligned}$$

d. $p = \frac{100-50}{5} = \frac{50}{5} = \10

e. Graph $R = -\frac{1}{5}x^2 + 20x$ and $R = 480$. Find where the graphs intersect by solving $480 = -\frac{1}{5}x^2 + 20x$.



$$\frac{1}{5}x^2 - 20x + 480 = 0$$

$$x^2 - 100x + 2400 = 0$$

$$(x-40)(x-60) = 0$$

$$x = 40, x = 60$$

Solve for price.

$$x = -5p + 100$$

$$40 = -5p + 100 \Rightarrow p = \$12$$

$$60 = -5p + 100 \Rightarrow p = \$8$$

The company should charge between \$8 and \$12.

6. a. If $x = -20p + 500$, then $p = \frac{500-x}{20}$.

$$R(x) = x\left(\frac{500-x}{20}\right) = -\frac{1}{20}x^2 + 25x$$

b. $R(20) = -\frac{1}{20}(20)^2 + 25(20)$
 $= -20 + 500 = \$480$

c. $x = \frac{-b}{2a} = \frac{-25}{2(-\frac{1}{20})} = \frac{-25}{(-\frac{1}{10})} = \frac{250}{1} = 250$.

The maximum revenue is

$$\begin{aligned} R(250) &= -\frac{1}{20}(250)^2 + 25(250) \\ &= -3125 + 6250 = \$3125 \end{aligned}$$

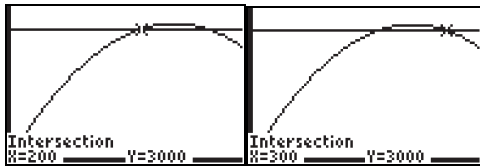
Chapter 2: Linear and Quadratic Functions

d. $p = \frac{500 - 250}{20} = \frac{250}{20} = \12.50

e. Graph $R = -\frac{1}{20}x^2 + 25x$ and $R = 3000$.

Find where the graphs intersect by solving

$$3000 = -\frac{1}{20}x^2 + 25x.$$



$$\frac{1}{20}x^2 - 25x + 3000 = 0$$

$$x^2 - 500x + 60000 = 0$$

$$(x - 200)(x - 300) = 0$$

$$x = 200, x = 300$$

Solve for price.

$$x = -20p + 500$$

$$300 = -20p + 500 \Rightarrow p = \$10$$

$$200 = -20p + 500 \Rightarrow p = \$15$$

The company should charge between \$10 and \$15.

7. a. Let w = width and l = length of the rectangular area.

Solving $P = 2w + 2l = 400$ for l :

$$l = \frac{400 - 2w}{2} = 200 - w.$$

$$\begin{aligned} \text{Then } A(w) &= (200 - w)w = 200w - w^2 \\ &= -w^2 + 200w \end{aligned}$$

b. $w = \frac{-b}{2a} = \frac{-200}{2(-1)} = \frac{-200}{-2} = 100$ yards

c. $A(100) = -100^2 + 200(100)$
 $= -10000 + 20000$
 $= 10,000 \text{ yd}^2$

8. a. Let x = width and y = width of the rectangle. Solving $P = 2x + 2y = 3000$ for y :

$$y = \frac{3000 - 2x}{2} = 1500 - x.$$

$$\text{Then } A(x) = (1500 - x)x$$

$$= 1500x - x^2$$

$$= -x^2 + 1500x.$$

b. $x = \frac{-b}{2a} = \frac{-1500}{2(-1)} = \frac{-1500}{-2} = 750$ feet

c. $A(750) = -750^2 + 1500(750)$
 $= -562500 + 1125000$
 $= 562,500 \text{ ft}^2$

9. Let x = width and y = length of the rectangle. Solving $P = 2x + y = 4000$ for y :

$$y = 4000 - 2x.$$

$$\text{Then } A(x) = (4000 - 2x)x$$

$$= 4000x - 2x^2$$

$$= -2x^2 + 4000x$$

$$x = \frac{-b}{2a} = \frac{-4000}{2(-2)} = \frac{-4000}{-4} = 1000 \text{ meters}$$

maximizes area.

$$\begin{aligned} A(1000) &= -2(1000)^2 + 4000(1000) \\ &= -2000000 + 4000000 \\ &= 2,000,000 \end{aligned}$$

The largest area that can be enclosed is 2,000,000 square meters.

10. Let x = width and y = length of the rectangle. $2x + y = 2000$

$$y = 2000 - 2x$$

$$\text{Then } A(x) = (2000 - 2x)x$$

$$= 2000x - 2x^2$$

$$= -2x^2 + 2000x$$

$$x = \frac{-b}{2a} = \frac{-2000}{2(-2)} = \frac{-2000}{-4} = 500 \text{ meters}$$

maximizes area.

$$\begin{aligned} A(500) &= -2(500)^2 + 2000(500) \\ &= -500,000 + 1,000,000 \\ &= 500,000 \end{aligned}$$

The largest area that can be enclosed is 500,000 square meters.

Section 2.6: Building Quadratic Models from Verbal Descriptions and from Data

11. $h(x) = \frac{-32x^2}{(50)^2} + x + 200 = -\frac{8}{625}x^2 + x + 200$

a. $a = -\frac{8}{625}, b = 1, c = 200.$

The maximum height occurs when

$$x = \frac{-b}{2a} = \frac{-1}{2(-8/625)} = \frac{625}{16} \approx 39 \text{ feet from}$$

base of the cliff.

b. The maximum height is

$$h\left(\frac{625}{16}\right) = \frac{-8}{625}\left(\frac{625}{16}\right)^2 + \frac{625}{16} + 200$$

$$= \frac{7025}{32} \approx 219.5 \text{ feet.}$$

c. Solving when $h(x) = 0$:

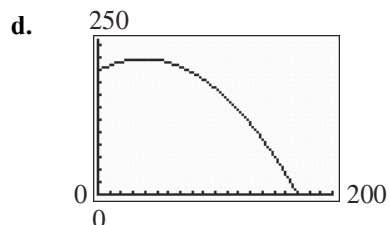
$$-\frac{8}{625}x^2 + x + 200 = 0$$

$$x = \frac{-1 \pm \sqrt{1^2 - 4(-8/625)(200)}}{2(-8/625)}$$

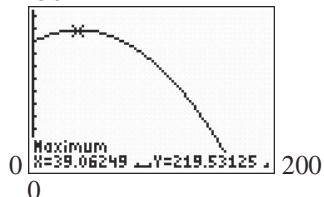
$$x \approx \frac{-1 \pm \sqrt{11.24}}{-0.0256}$$

$$x \approx -91.90 \text{ or } x \approx 170$$

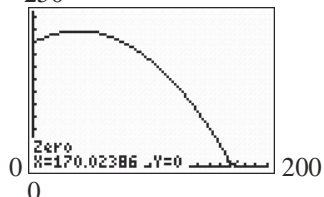
Since the distance cannot be negative, the projectile strikes the water approximately 170 feet from the base of the cliff.



e. Using the MAXIMUM function



Using the ZERO function



f. $-\frac{8}{625}x^2 + x + 200 = 100$

$$-\frac{8}{625}x^2 + x + 100 = 0$$

$$x = \frac{\sqrt{1^2 - 4(-8/625)(100)}}{2(-8/625)} = \frac{-1 \pm \sqrt{6.12}}{-0.0256}$$

$$x \approx -57.57 \text{ or } x \approx 135.70$$

Since the distance cannot be negative, the projectile is 100 feet above the water when it is approximately 135.7 feet from the base of the cliff.

12. a. $h(x) = \frac{-32x^2}{(100)^2} + x = -\frac{2}{625}x^2 + x$

$$a = -\frac{2}{625}, b = 1, c = 0.$$

The maximum height occurs when

$$x = \frac{-b}{2a} = \frac{-1}{2(-2/625)} = \frac{625}{4} = 156.25 \text{ feet}$$

b. The maximum height is

$$h\left(\frac{625}{4}\right) = \frac{-2}{625}\left(\frac{625}{4}\right)^2 + \frac{625}{4}$$

$$= \frac{625}{8} = 78.125 \text{ feet}$$

c. Solving when $h(x) = 0$:

$$-\frac{2}{625}x^2 + x = 0$$

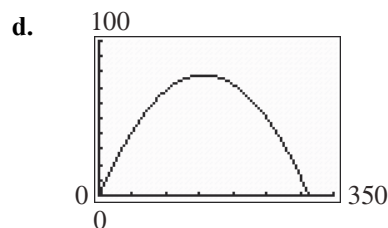
$$x\left(-\frac{2}{625}x + 1\right) = 0$$

$$x = 0 \text{ or } -\frac{2}{625}x + 1 = 0$$

$$x = 0 \text{ or } 1 = \frac{2}{625}x$$

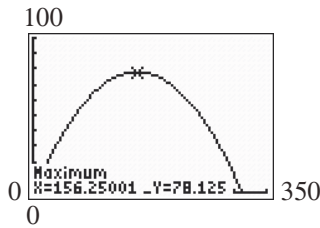
$$x = 0 \text{ or } x = \frac{625}{2} = 312.5$$

Since the distance cannot be zero, the projectile lands 312.5 feet from where it was fired.

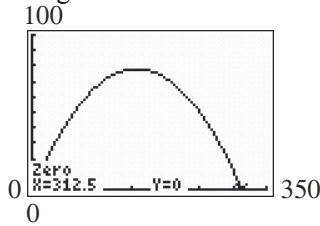


e. Using the MAXIMUM function

Chapter 2: Linear and Quadratic Functions



Using the ZERO function



f. Solving when $h(x) = 50$:

$$-\frac{2}{625}x^2 + x = 50$$

$$-\frac{2}{625}x^2 + x - 50 = 0$$

$$x = \frac{-1 \pm \sqrt{1^2 - 4(-2/625)(-50)}}{2(-2/625)}$$

$$= \frac{-1 \pm \sqrt{0.36}}{-0.0064} \approx \frac{-1 \pm 0.6}{-0.0064}$$

$$x = 62.5 \text{ or } x = 250$$

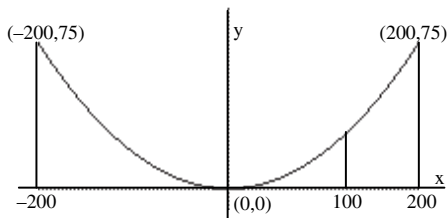
The projectile is 50 feet above the ground 62.5 feet and 250 feet from where it was fired.

13. Locate the origin at the point where the cable touches the road. Then the equation of the parabola is of the form: $y = ax^2$, where $a > 0$. Since the point $(200, 75)$ is on the parabola, we can find the constant a :

Since $75 = a(200)^2$, then $a = \frac{75}{200^2} = 0.001875$.

When $x = 100$, we have:

$$y = 0.001875(100)^2 = 18.75 \text{ meters.}$$



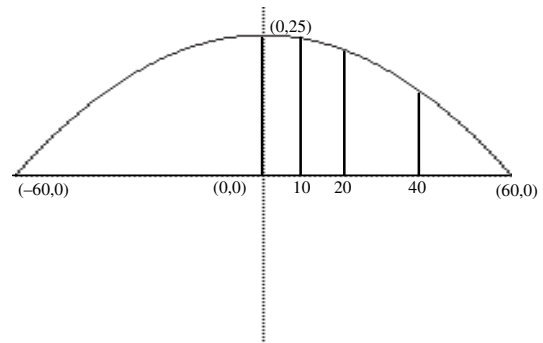
14. Locate the origin at the point directly under the highest point of the arch. Then the equation of the parabola is of the form: $y = -ax^2 + k$, where $a > 0$. Since the maximum height is 25

feet, when $x = 0$, $y = k = 25$. Since the point $(60, 0)$ is on the parabola, we can find the constant a : Since $0 = -a(60)^2 + 25$ then

$$a = \frac{25}{60^2}$$

The equation of the parabola is:

$$h(x) = -\frac{25}{60^2}x^2 + 25$$



At $x = 10$:

$$h(10) = -\frac{25}{60^2}(10)^2 + 25 = -\frac{25}{36} + 25 \approx 24.3 \text{ ft.}$$

At $x = 20$:

$$h(20) = -\frac{25}{60^2}(20)^2 + 25 = -\frac{25}{9} + 25 \approx 22.2 \text{ ft.}$$

At $x = 40$:

$$h(40) = -\frac{25}{60^2}(40)^2 + 25 = -\frac{100}{9} + 25 \approx 13.9 \text{ ft.}$$

15. a. Let x = the depth of the gutter and y the width of the gutter. Then $A = xy$ is the cross-sectional area of the gutter. Since the aluminum sheets for the gutter are 12 inches wide, we have $2x + y = 12$. Solving for y :

$$y = 12 - 2x$$

The area is to be maximized, so:

$$A = xy = x(12 - 2x) = -2x^2 + 12x$$

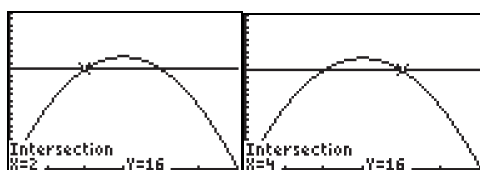
This equation is a parabola opening down; thus, it has a maximum

$$\text{when } x = \frac{-b}{2a} = \frac{-12}{2(-2)} = \frac{-12}{-4} = 3$$

Thus, a depth of 3 inches produces a maximum cross-sectional area.

- b. Graph $A = -2x^2 + 12x$ and $A = 16$. Find where the graphs intersect by solving $16 = -2x^2 + 12x$.

Section 2.6: Building Quadratic Models from Verbal Descriptions and from Data



$$2x^2 - 12x + 16 = 0$$

$$x^2 - 6x + 8 = 0$$

$$(x-4)(x-2) = 0$$

$$x = 4, x = 2$$

The graph of $A = -2x^2 + 12x$ is above the graph of $A = 16$ where the depth is between 2 and 4 inches.

16. Let $x =$ width of the window and $y =$ height of the rectangular part of the window. The perimeter of the window is: $x + 2y + \frac{\pi x}{2} = 20$.

Solving for y : $y = \frac{40 - 2x - \pi x}{4}$.

The area of the window is:

$$\begin{aligned} A(x) &= x \left(\frac{40 - 2x - \pi x}{4} \right) + \frac{1}{2} \pi \left(\frac{x}{2} \right)^2 \\ &= 10x - \frac{x^2}{2} - \frac{\pi x^2}{4} + \frac{\pi x^2}{8} \\ &= \left(-\frac{1}{2} - \frac{\pi}{8} \right) x^2 + 10x. \end{aligned}$$

This equation is a parabola opening down; thus, it has a maximum when

$$x = \frac{-b}{2a} = \frac{-10}{2 \left(-\frac{1}{2} - \frac{\pi}{8} \right)} = \frac{10}{\left(1 + \frac{\pi}{4} \right)} \approx 5.6 \text{ feet}$$

$$y = \frac{40 - 2(5.60) - \pi(5.60)}{4} \approx 2.8 \text{ feet}$$

The width of the window is about 5.6 feet and the height of the rectangular part is approximately 2.8 feet. The radius of the semicircle is roughly 2.8 feet, so the total height is about 5.6 feet.

17. Let $x =$ the width of the rectangle or the diameter of the semicircle and let $y =$ the length of the rectangle. The perimeter of each semicircle is $\frac{\pi x}{2}$.

The perimeter of the track is given

by: $\frac{\pi x}{2} + \frac{\pi x}{2} + y + y = 1500$.

Solving for x :

$$\pi x + 2y = 1500$$

$$\pi x = 1500 - 2y$$

$$x = \frac{1500 - 2y}{\pi}$$

The area of the rectangle is:

$$A = xy = \left(\frac{1500 - 2y}{\pi} \right) y = \frac{-2}{\pi} y^2 + \frac{1500}{\pi} y.$$

This equation is a parabola opening down; thus, it has a maximum when

$$y = \frac{-b}{2a} = \frac{-1500}{2 \left(\frac{-2}{\pi} \right)} = \frac{-1500}{-4} = 375.$$

Thus, $x = \frac{1500 - 2(375)}{\pi} = \frac{750}{\pi} \approx 238.73$

The dimensions for the rectangle with maximum area are $\frac{750}{\pi} \approx 238.73$ meters by 375 meters.

18. Let $x =$ width of the window and $y =$ height of the rectangular part of the window. The perimeter of the window is:

$$3x + 2y = 16$$

$$y = \frac{16 - 3x}{2}$$

The area of the window is

$$\begin{aligned} A(x) &= x \left(\frac{16 - 3x}{2} \right) + \frac{\sqrt{3}}{4} x^2 \\ &= 8x - \frac{3}{2} x^2 + \frac{\sqrt{3}}{4} x^2 \\ &= \left(-\frac{3}{2} + \frac{\sqrt{3}}{4} \right) x^2 + 8x \end{aligned}$$

This equation is a parabola opening down; thus, it has a maximum when

$$\begin{aligned} x &= \frac{-b}{2a} = \frac{-8}{2 \left(-\frac{3}{2} + \frac{\sqrt{3}}{4} \right)} \\ &= \frac{-8}{-3 + \frac{\sqrt{3}}{2}} = \frac{-16}{-6 + \sqrt{3}} \approx 3.75 \text{ ft.} \end{aligned}$$

The window is approximately 3.75 feet wide.

$$y = \frac{16 - 3 \left(\frac{-16}{-6 + \sqrt{3}} \right)}{2} = \frac{16 + \frac{48}{-6 + \sqrt{3}}}{2} = 8 + \frac{24}{-6 + \sqrt{3}}$$

The height of the equilateral triangle is

Chapter 2: Linear and Quadratic Functions

$$\frac{\sqrt{3}}{2} \left(\frac{-16}{-6+\sqrt{3}} \right) = \frac{-8\sqrt{3}}{-6+\sqrt{3}} \text{ feet, so the total height is}$$

$$8 + \frac{24}{-6+\sqrt{3}} + \frac{-8\sqrt{3}}{-6+\sqrt{3}} \approx 5.62 \text{ feet.}$$

19. We are given: $V(x) = kx(a-x) = -kx^2 + akx$.

The reaction rate is a maximum when:

$$x = \frac{-b}{2a} = \frac{-ak}{2(-k)} = \frac{ak}{2k} = \frac{a}{2}.$$

20. We have:

$$a(-h)^2 + b(-h) + c = ah^2 - bh + c = y_0$$

$$a(0)^2 + b(0) + c = c = y_1$$

$$a(h)^2 + b(h) + c = ah^2 + bh + c = y_2$$

Equating the two equations for the area, we have:

$$y_0 + 4y_1 + y_2 = ah^2 - bh + c + 4c + ah^2 + bh + c$$

$$= 2ah^2 + 6c.$$

Therefore,

$$\text{Area} = \frac{h}{3}(2ah^2 + 6c) = \frac{h}{3}(y_0 + 4y_1 + y_2) \text{ sq. units.}$$

21. $f(x) = -5x^2 + 8, h = 1$

$$\text{Area} = \frac{h}{3}(2ah^2 + 6c) = \frac{1}{3}(2(-5)(1)^2 + 6(8))$$

$$= \frac{1}{3}(-10 + 48) = \frac{38}{3} \text{ sq. units}$$

22. $f(x) = 2x^2 + 8, h = 2$

$$\text{Area} = \frac{h}{3}(2ah^2 + 6c) = \frac{2}{3}(2(2)(2)^2 + 6(8))$$

$$= \frac{2}{3}(16 + 48) = \frac{2}{3}(64) = \frac{128}{3} \text{ sq. units}$$

23. $f(x) = x^2 + 3x + 5, h = 4$

$$\text{Area} = \frac{h}{3}(2ah^2 + 6c) = \frac{4}{3}(2(1)(4)^2 + 6(5))$$

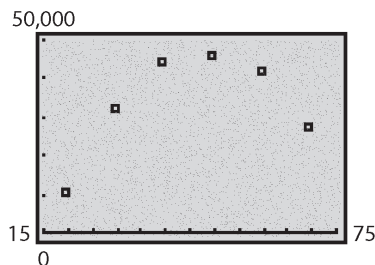
$$= \frac{4}{3}(32 + 30) = \frac{248}{3} \text{ sq. units}$$

24. $f(x) = -x^2 + x + 4, h = 1$

$$\text{Area} = \frac{h}{3}(2ah^2 + 6c) = \frac{1}{3}(2(-1)(1)^2 + 6(4))$$

$$= \frac{1}{3}(-2 + 24) = \frac{1}{3}(22) = \frac{22}{3} \text{ sq. units}$$

25. a.



From the graph, the data appear to follow a quadratic relation with $a < 0$.

b. Using the QUADratic REGression program

QuadReg

$$y = ax^2 + bx + c$$

$$a = -43.33464286$$

$$b = 4184.883214$$

$$c = -54062.43902$$

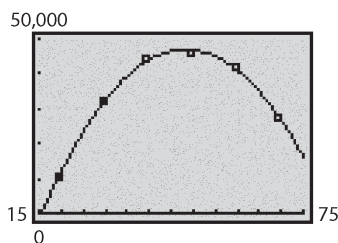
$$I(x) = -43.335x^2 + 4184.883x - 54,062.439$$

c. $x = \frac{-b}{2a} = \frac{-4184.883}{2(-43.335)} \approx 48.3$

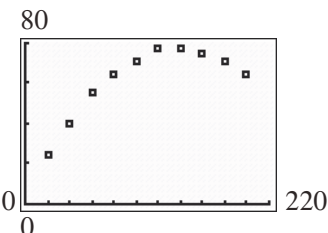
An individual will earn the most income at about 48.3 years of age.

d. The maximum income will be: $I(48.3) = -43.335(48.3)^2 + 4184.883(48.3) - 54,062.439 \approx \$46,972$

e.



26. a.



From the graph, the data appear to follow a quadratic relation with $a < 0$.

Section 2.6: Building Quadratic Models from Verbal Descriptions and from Data

- b.** Using the QUADratic REGression program

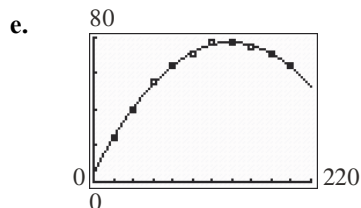
```
QuadReg
y=ax2+bx+c
a=-.0037121212
b=1.031818182
c=5.666666667
```

$$h(x) = -0.0037x^2 + 1.0318x + 5.6667$$

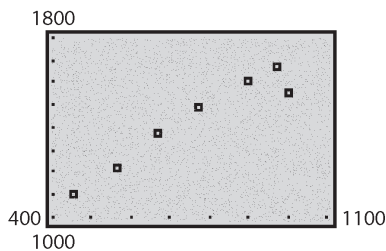
c. $x = \frac{-b}{2a} = \frac{-1.0318}{2(-0.0037)} \approx 139.4$

The ball will travel about 139.4 feet before it reaches its maximum height.

d. The maximum height will be: $h(139.4) = -0.0037(139.4)^2 + 1.0318(139.4) + 5.6667 \approx 77.6$ feet



- 27. a.**



From the graph, the data appear to be linearly related with $m > 0$.

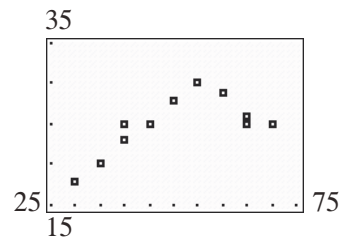
- b.** Using the LINear REGression program

```
LinReg
y=ax+b
a=.9532269859
b=704.1857379
```

$$R(x) = 0.953x + 704.186$$

c. $R(850) = 0.953(850) + 704.186 \approx 1514$
The rent for an 850 square-foot apartment in San Diego will be about \$1514 per month.

- 28. a.**



From the graph, the data appear to follow a quadratic relation with $a < 0$.

- b.** Using the QUADratic REGression program


```
QuadReg
y=ax2+bx+c
a=-.0174674623
b=1.934623878
c=-25.34083541
```

$$M(s) = -0.017s^2 + 1.935s - 25.341$$

c. $M(63) = -0.017(63)^2 + 1.935(63) - 25.341 \approx 29.1$

A Camry traveling 63 miles per hour will get about 29.1 miles per gallon.

- 29. a.**



From the graph, the data appear to follow a quadratic relation with $a < 0$.

- b.** Using the QUADratic REGression program

```
QuadReg
y=ax2+bx+c
a=-.4834761905
b=26.35557143
c=-251.3415238
```

$$B(a) = -0.483a^2 + 26.356a - 251.342$$

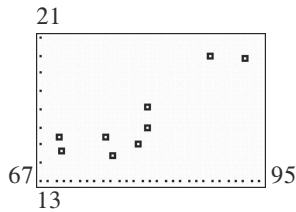
- c.**

$$B(35) = -0.483(35)^2 + 26.356(35) - 251.342 \approx 79.4$$

The birthrate of 35-year-old women is about 79.4 per 1000.

Chapter 2: Linear and Quadratic Functions

30. a.



From the graph, the data appear to be linearly related with $m > 0$.

b. Using the LINear REGression program

```
LinReg
y=ax+b
a=.2330507161
b=-2.037230647
r2=.7610474345
r=.8723803267
```

$$C(x) = 0.233x - 2.037$$

c. $C(80) = 0.233(80) - 2.037 \approx 16.6$

When the temperature is 80°F , there will be about 16.6 chirps per second.

31. Answers will vary. One possibility follows: If the price is \$140, no one will buy the calculators, thus making the revenue \$0.

32. $\sqrt{-225} = \sqrt{(-1)(225)} = 15i$

33.
$$d = \sqrt{(x_2 - x_1)^2 + (y_2 - y_1)^2}$$

$$= \sqrt{((-1) - 4)^2 + (5 - (-7))^2}$$

$$= \sqrt{(-5)^2 + (12)^2}$$

$$= \sqrt{25 + 144} = \sqrt{169} = 13$$

34. $(x - h)^2 + (y - k)^2 = r^2$
 $(x - (-6))^2 + (y - 0)^2 = (\sqrt{7})^2$
 $(x + 6)^2 + y^2 = 7$

35.
$$x = \frac{-(-8) \pm \sqrt{8^2 - 4(5)(-3)}}{2(5)} = \frac{-8 \pm \sqrt{64 + 60}}{10}$$

$$= \frac{-8 \pm \sqrt{124}}{10} = \frac{-8 \pm 2\sqrt{31}}{10} = \frac{-4 \pm \sqrt{31}}{5}$$

So the zeros are: $\frac{-4 + \sqrt{31}}{5}, \frac{-4 - \sqrt{31}}{5}$

Section 2.7

1. Integers: $\{-3, 0\}$

Rationals: $\{-3, 0, \frac{6}{5}\}$

2. True; the set of real numbers consists of all rational and irrational numbers.

3. $10 - 5i$

4. $2 - 5i$

5. True

6. $9i$

7. $2 + 3i$

8. True

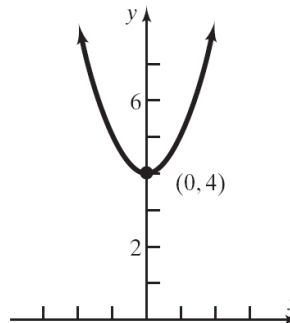
9. $f(x) = 0$

$$x^2 + 4 = 0$$

$$x^2 = -4$$

$$x = \pm\sqrt{-4} = \pm 2i$$

The zero are $-2i$ and $2i$.



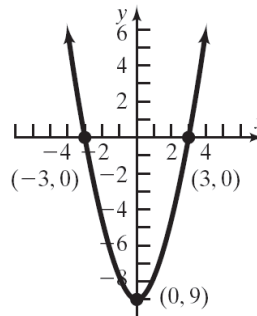
10. $f(x) = 0$

$$x^2 - 9 = 0$$

$$x^2 = 9$$

$$x = \pm\sqrt{9} = \pm 3$$

The zeros are -3 and 3 .



Section 2.7: Complex Zeros of a Quadratic Function

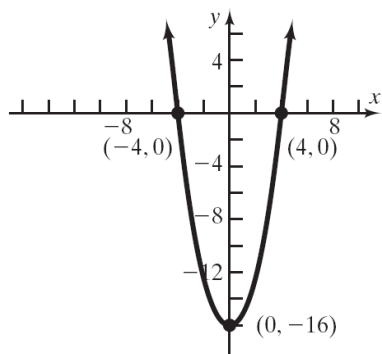
11. $f(x) = 0$

$$x^2 - 16 = 0$$

$$x^2 = 16$$

$$x = \pm\sqrt{16} = \pm 4$$

The zeros are -4 and 4 .



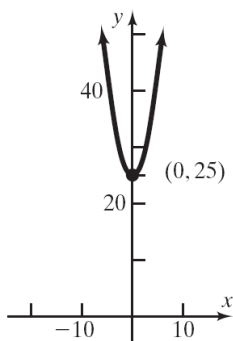
12. $f(x) = 0$

$$x^2 + 25 = 0$$

$$x^2 = -25$$

$$x = \pm\sqrt{-25} = \pm 5i$$

The zeros are $-5i$ and $5i$.



13. $f(x) = 0$

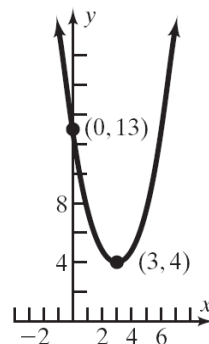
$$x^2 - 6x + 13 = 0$$

$$a = 1, b = -6, c = 13,$$

$$b^2 - 4ac = (-6)^2 - 4(1)(13) = 36 - 52 = -16$$

$$x = \frac{-(-6) \pm \sqrt{-16}}{2(1)} = \frac{6 \pm 4i}{2} = 3 \pm 2i$$

The zeros are $3 - 2i$ and $3 + 2i$.



14. $f(x) = 0$

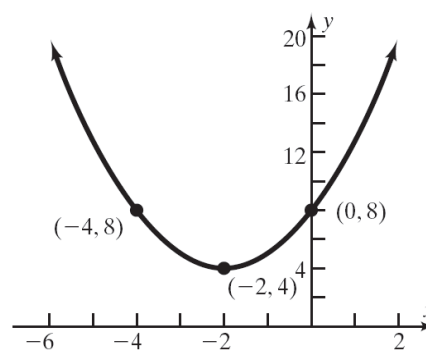
$$x^2 + 4x + 8 = 0$$

$$a = 1, b = 4, c = 8$$

$$b^2 - 4ac = 4^2 - 4(1)(8) = 16 - 32 = -16$$

$$x = \frac{-4 \pm \sqrt{-16}}{2(1)} = \frac{-4 \pm 4i}{2} = -2 \pm 2i$$

The zeros are $-2 - 2i$ and $-2 + 2i$.



15. $f(x) = 0$

$$x^2 - 6x + 10 = 0$$

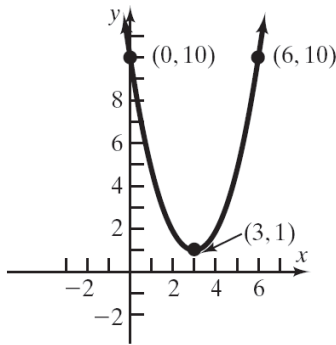
$$a = 1, b = -6, c = 10$$

$$b^2 - 4ac = (-6)^2 - 4(1)(10) = 36 - 40 = -4$$

$$x = \frac{-(-6) \pm \sqrt{-4}}{2(1)} = \frac{6 \pm 2i}{2} = 3 \pm i$$

Chapter 2: Linear and Quadratic Functions

The zeros are $3-i$ and $3+i$.



16. $f(x) = 0$

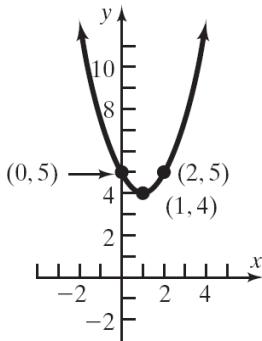
$$x^2 - 2x + 5 = 0$$

$$a = 1, b = -2, c = 5$$

$$b^2 - 4ac = (-2)^2 - 4(1)(5) = 4 - 20 = -16$$

$$x = \frac{-(-2) \pm \sqrt{-16}}{2(1)} = \frac{2 \pm 4i}{2} = 1 \pm 2i$$

The zeros are $1-2i$ and $1+2i$.



17. $f(x) = 0$

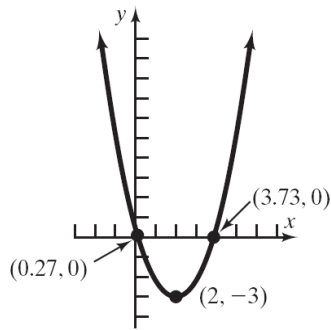
$$x^2 - 4x + 1 = 0$$

$$a = 1, b = -4, c = 1$$

$$b^2 - 4ac = (-4)^2 - 4(1)(1) = 16 - 4 = 12$$

$$x = \frac{-(-4) \pm \sqrt{12}}{2(1)} = \frac{4 \pm 2\sqrt{3}}{2} = 2 \pm \sqrt{3}$$

The zeros are $2-\sqrt{3}$ and $2+\sqrt{3}$, or approximately 0.27 and 3.73.



18. $f(x) = 0$

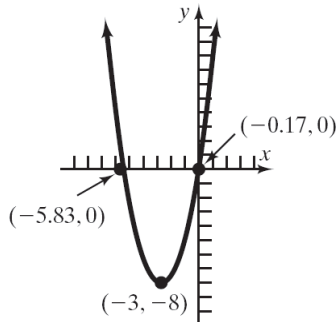
$$x^2 + 6x + 1 = 0$$

$$a = 1, b = 6, c = 1$$

$$b^2 - 4ac = 6^2 - 4(1)(1) = 36 - 4 = 32$$

$$x = \frac{-6 \pm \sqrt{32}}{2(1)} = \frac{-6 \pm 4\sqrt{2}}{2} = -3 \pm 2\sqrt{2}$$

The zeros are $-3-2\sqrt{2}$ and $-3+2\sqrt{2}$, or approximately -5.83 and -0.17 .



19. $f(x) = 0$

$$2x^2 + 2x + 1 = 0$$

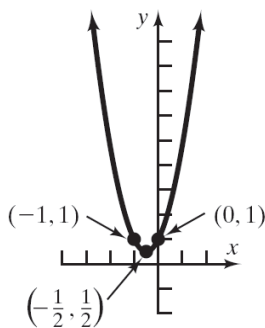
$$a = 2, b = 2, c = 1$$

$$b^2 - 4ac = (2)^2 - 4(2)(1) = 4 - 8 = -4$$

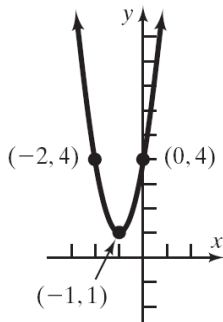
$$x = \frac{-2 \pm \sqrt{-4}}{2(2)} = \frac{-2 \pm 2i}{4} = -\frac{1}{2} \pm \frac{1}{2}i$$

The zeros are $-\frac{1}{2} - \frac{1}{2}i$ and $-\frac{1}{2} + \frac{1}{2}i$.

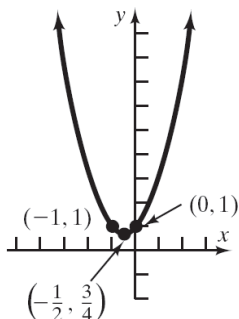
Section 2.7: Complex Zeros of a Quadratic Function



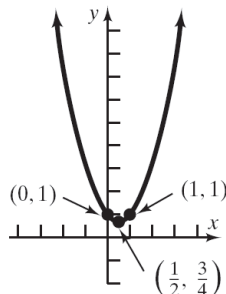
20. $f(x) = 0$
 $3x^2 + 6x + 4 = 0$
 $a = 3, b = 6, c = 4$
 $b^2 - 4ac = (6)^2 - 4(3)(4) = 36 - 48 = -12$
 $x = \frac{-6 \pm \sqrt{-12}}{2(3)} = \frac{-6 \pm 2\sqrt{3}i}{6} = -1 \pm \frac{\sqrt{3}}{3}i$
 The zeros are $-1 - \frac{\sqrt{3}}{3}i$ and $-1 + \frac{\sqrt{3}}{3}i$.



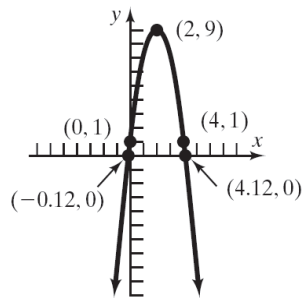
21. $f(x) = 0$
 $x^2 + x + 1 = 0$
 $a = 1, b = 1, c = 1,$
 $b^2 - 4ac = 1^2 - 4(1)(1) = 1 - 4 = -3$
 $x = \frac{-1 \pm \sqrt{-3}}{2(1)} = \frac{-1 \pm \sqrt{3}i}{2} = -\frac{1}{2} \pm \frac{\sqrt{3}}{2}i$
 The zeros are $-\frac{1}{2} - \frac{\sqrt{3}}{2}i$ and $-\frac{1}{2} + \frac{\sqrt{3}}{2}i$.



22. $f(x) = 0$
 $x^2 - x + 1 = 0$
 $a = 1, b = -1, c = 1$
 $b^2 - 4ac = (-1)^2 - 4(1)(1) = 1 - 4 = -3$
 $x = \frac{-(-1) \pm \sqrt{-3}}{2(1)} = \frac{1 \pm \sqrt{3}i}{2} = \frac{1}{2} \pm \frac{\sqrt{3}}{2}i$
 The zeros are $\frac{1}{2} - \frac{\sqrt{3}}{2}i$ and $\frac{1}{2} + \frac{\sqrt{3}}{2}i$.

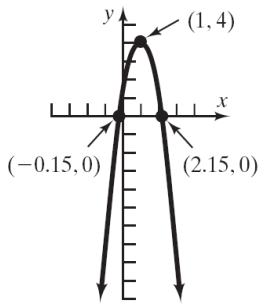


23. $f(x) = 0$
 $-2x^2 + 8x + 1 = 0$
 $a = -2, b = 8, c = 1$
 $b^2 - 4ac = 8^2 - 4(-2)(1) = 64 + 8 = 72$
 $x = \frac{-8 \pm \sqrt{72}}{2(-2)} = \frac{-8 \pm 6\sqrt{2}}{-4} = \frac{4 \pm 3\sqrt{2}}{2} = 2 \pm \frac{3\sqrt{2}}{2}$
 The zeros are $\frac{4 - 3\sqrt{2}}{2}$ and $\frac{4 + 3\sqrt{2}}{2}$, or approximately -0.12 and 4.12 .



24. $f(x) = 0$
 $-3x^2 + 6x + 1 = 0$
 $a = -3, b = 6, c = 1$
 $b^2 - 4ac = 6^2 - 4(-3)(1) = 36 + 12 = 48$
 $x = \frac{-6 \pm \sqrt{48}}{2(-3)} = \frac{-6 \pm 4\sqrt{3}}{-6} = \frac{3 \pm 2\sqrt{3}}{3} = 1 \pm \frac{2\sqrt{3}}{3}$
 The zeros are $\frac{3 - 2\sqrt{3}}{3}$ and $\frac{3 + 2\sqrt{3}}{3}$, or approximately -0.15 and 2.15 .

Chapter 2: Linear and Quadratic Functions



- 25.** $3x^2 - 3x + 4 = 0$
 $a = 3, b = -3, c = 4$
 $b^2 - 4ac = (-3)^2 - 4(3)(4) = 9 - 48 = -39$
 The equation has two complex solutions that are conjugates of each other.
- 26.** $2x^2 - 4x + 1 = 0$
 $a = 2, b = -4, c = 1$
 $b^2 - 4ac = (-4)^2 - 4(2)(1) = 16 - 8 = 8$
 The equation has two unequal real number solutions.
- 27.** $2x^2 + 3x - 4 = 0$
 $a = 2, b = 3, c = -4$
 $b^2 - 4ac = 3^2 - 4(2)(-4) = 9 + 32 = 41$
 The equation has two unequal real solutions.
- 28.** $x^2 + 2x + 6 = 0$
 $a = 1, b = 2, c = 6$
 $b^2 - 4ac = (2)^2 - 4(1)(6) = 4 - 24 = -20$
 The equation has two complex solutions that are conjugates of each other.
- 29.** $9x^2 - 12x + 4 = 0$
 $a = 9, b = -12, c = 4$
 $b^2 - 4ac = (-12)^2 - 4(9)(4) = 144 - 144 = 0$
 The equation has a repeated real solution.
- 30.** $4x^2 + 12x + 9 = 0$
 $a = 4, b = 12, c = 9$
 $b^2 - 4ac = 12^2 - 4(4)(9) = 144 - 144 = 0$
 The equation has a repeated real solution.

- 31.** $t^4 - 16 = 0$
 $(t^2 - 4)(t^2 + 4) = 0$
 $t^2 = 4 \quad t^2 = -4$
 $t = \pm 2 \quad t = \pm 2i$
- 32.** $y^4 - 81 = 0$
 $(y^2 - 9)(y^2 + 9) = 0$
 $y^2 = 9 \quad y^2 = -9$
 $y = \pm 3 \quad y = \pm 3i$
- 33.** $F(x) = x^6 - 9x^3 + 8 = 0$
 $(x^3 - 8)(x^3 - 1) = 0$
 $(x - 2)(x^2 + 2x + 4)(x - 1)(x^2 + x + 1) = 0$
 $x^2 + 2x + 4 = 0 \rightarrow a = 1, b = 2, c = 4$
 $x = \frac{-2 \pm \sqrt{2^2 - 4(1)(4)}}{2(1)} = \frac{-2 \pm \sqrt{-12}}{2} = \frac{-2 \pm 2i\sqrt{3}}{2}$
 $= -1 \pm \sqrt{3}i$
 $x^2 + x + 1 = 0 \rightarrow a = 1, b = 1, c = 1$
 $x = \frac{-1 \pm \sqrt{1^2 - 4(1)(1)}}{2(1)} = \frac{-1 \pm \sqrt{-3}}{2} = \frac{-1 \pm i\sqrt{3}}{2}$
 $= -\frac{1}{2} \pm \frac{\sqrt{3}}{2}i$
 The solution set is $\left\{-1 \pm i\sqrt{3}, -\frac{1}{2} \pm i\frac{\sqrt{3}}{2}, 2, 1\right\}$
- 34.** $P(z) = z^6 + 28z^3 + 27 = 0$
 $(z^3 + 27)(z^3 + 1) = 0$
 $(z + 3)(z^2 - 3z + 9)(z + 1)(z^2 - z + 1) = 0$

Section 2.8: Equations and Inequalities Involving the Absolute Value Function

$$z^2 - 3z + 9 = 0$$

$$a = 1, b = -3, c = 9$$

$$z = \frac{-(-3) \pm \sqrt{(-3)^2 - 4(1)(9)}}{2(1)} = \frac{3 \pm \sqrt{-27}}{2}$$

$$= \frac{3 \pm 3i\sqrt{3}}{2} = \frac{3}{2} \pm \frac{3\sqrt{3}}{2}i$$

$$z^2 - z + 1 = 0 \rightarrow a = 1, b = -1, c = 1$$

$$z = \frac{-(-1) \pm \sqrt{(-1)^2 - 4(1)(1)}}{2(1)} = \frac{1 \pm \sqrt{-3}}{2} = \frac{1 \pm i\sqrt{3}}{2}$$

$$= \frac{1}{2} \pm \frac{\sqrt{3}}{2}i$$

The solution set is $\left\{ \frac{3}{2} \pm \frac{3\sqrt{3}}{2}i, \frac{1}{2} \pm \frac{\sqrt{3}}{2}i, -3, -1 \right\}$

35. $f(x) = \frac{x}{x+1}$ $g(x) = \frac{x+2}{x}$

$$(g - f)(x) = \frac{x+2}{x} - \frac{x}{x+1}$$

$$= \frac{(x+2)(x+1)}{x(x+1)} - \frac{x(x)}{x(x+1)}$$

$$= \frac{x^2 + 3x + 2}{x(x+1)} - \frac{x^2}{x(x+1)}$$

$$= \frac{x^2 + 3x + 2 - x^2}{x(x+1)}$$

$$= \frac{3x + 2}{x(x+1)}$$

Domain: $\{x \mid x \neq -1, x \neq 0\}$

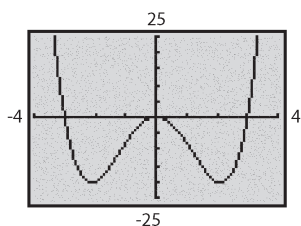
36. a. Domain: $[-3, 3]$ Range: $[-2, 2]$

b. Intercepts: $(-3, 0), (0, 0), (3, 0)$

c. Symmetric with respect to the origin.

d. The relation is a function. It passes the vertical line test.

37.



Local maximum: $(0, 0)$

Local Minima: $(-2.12, -20.25), (2.12, -20.25)$

Increasing: $(-2.12, 0), (2.12, 4)$

Decreasing: $(-4, -2.12), (0, 2.12)$

38. $y = \frac{k}{x^2}$

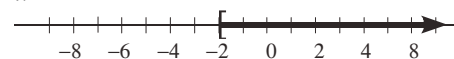
$$24 = \frac{k}{5^2} = \frac{k}{25}$$

$$k = 600$$

$$y = \frac{600}{x^2}$$

Section 2.8

1. $x \geq -2$



2. The distance on a number line from the origin to a is $|a|$ for any real number a .

3. $4x - 3 = 9$

$$4x = 12$$

$$x = 3$$

The solution set is $\{3\}$.

4. $3x - 2 > 7$

$$3x > 9$$

$$x > 3$$

The solution set is $\{x \mid x > 3\}$ or, using interval notation, $(3, \infty)$.

5. $-1 < 2x + 5 < 13$

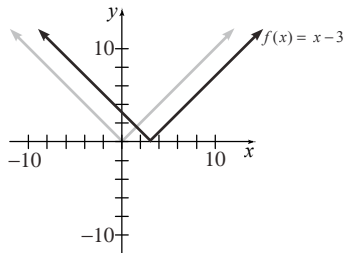
$$-6 < 2x < 8$$

$$-3 < x < 4$$

The solution set is $\{x \mid -3 < x < 4\}$ or, using interval notation, $(-3, 4)$.

Chapter 2: Linear and Quadratic Functions

6. To graph $f(x) = |x - 3|$, shift the graph of $y = |x|$ to the right 3 units.



7. $-a$; a
8. $-a < u < a$
9. \leq
10. True
11. False. Any real number will be a solution of $|x| > -2$ since the absolute value of any real number is positive.
12. False. $|u| > a$ is equivalent to $u < -a$ or $u > a$.
13. a. Since the graphs of f and g intersect at the points $(-9, 6)$ and $(3, 6)$, the solution set of $f(x) = g(x)$ is $\{-9, 3\}$.
 b. Since the graph of f is below the graph of g when x is between -9 and 3 , the solution set of $f(x) \leq g(x)$ is $\{x \mid -9 \leq x \leq 3\}$ or, using interval notation, $[-9, 3]$.
 c. Since the graph of f is above the graph of g to the left of $x = -9$ and to the right of $x = 3$, the solution set of $f(x) > g(x)$ is $\{x \mid x < -9 \text{ or } x > 3\}$ or, using interval notation, $(-\infty, -9) \cup (3, \infty)$.
14. a. Since the graphs of f and g intersect at the points $(0, 2)$ and $(4, 2)$, the solution set of $f(x) = g(x)$ is $\{0, 4\}$.
 b. Since the graph of f is below the graph of g when x is between 0 and 4 , the solution set of $f(x) \leq g(x)$ is $\{x \mid 0 \leq x \leq 4\}$ or, using interval notation, $[0, 4]$.
 c. Since the graph of f is above the graph of g to the left of $x = 0$ and to the right of $x = 4$, the solution set of $f(x) > g(x)$ is $\{x \mid x < 0 \text{ or } x > 4\}$ or, using interval notation, $(-\infty, 0) \cup (4, \infty)$.
15. a. Since the graphs of f and g intersect at the points $(-2, 5)$ and $(3, 5)$, the solution set of $f(x) = g(x)$ is $\{-2, 3\}$.
 b. Since the graph of f is above the graph of g to the left of $x = -2$ and to the right of $x = 3$, the solution set of $f(x) \geq g(x)$ is $\{x \mid x \leq -2 \text{ or } x \geq 3\}$ or, using interval notation, $(-\infty, -2] \cup [3, \infty)$.
 c. Since the graph of f is below the graph of g when x is between -2 and 3 , the solution set of $f(x) < g(x)$ is $\{x \mid -2 < x < 3\}$ or, using interval notation, $(-2, 3)$.
16. a. Since the graphs of f and g intersect at the points $(-4, 7)$ and $(3, 7)$, the solution set of $f(x) = g(x)$ is $\{-4, 3\}$.
 b. Since the graph of f is above the graph of g to the left of $x = -4$ and to the right of $x = 3$, the solution set of $f(x) \geq g(x)$ is $\{x \mid x \leq -4 \text{ or } x \geq 3\}$ or, using interval notation, $(-\infty, -4] \cup [3, \infty)$.
 c. Since the graph of f is below the graph of g when x is between -4 and 3 , the solution set of $f(x) < g(x)$ is $\{x \mid -4 < x < 3\}$ or, using interval notation, $(-4, 3)$.
17. $|x| = 6$
 $x = 6$ or $x = -6$
 The solution set is $\{-6, 6\}$.
18. $|x| = 12$
 $x = 12$ or $x = -12$
 The solution set is $\{-12, 12\}$.
19. $|2x + 3| = 5$
 $2x + 3 = 5$ or $2x + 3 = -5$
 $2x = 2$ or $2x = -8$
 $x = 1$ or $x = -4$
 The solution set is $\{-4, 1\}$.

Section 2.8: Equations and Inequalities Involving the Absolute Value Function

20. $|3x-1|=2$
 $3x-1=2$ or $3x-1=-2$
 $3x=3$ or $3x=-1$
 $x=1$ or $x=-\frac{1}{3}$
 The solution set is $\left\{-\frac{1}{3}, 1\right\}$.

21. $|1-4t|+8=13$
 $|1-4t|=5$
 $1-4t=5$ or $1-4t=-5$
 $-4t=4$ or $-4t=-6$
 $t=-1$ or $t=\frac{3}{2}$
 The solution set is $\left\{-1, \frac{3}{2}\right\}$.

22. $|1-2z|+6=9$
 $|1-2z|=3$
 $1-2z=3$ or $1-2z=-3$
 $-2z=2$ or $-2z=-4$
 $z=-1$ or $z=2$
 The solution set is $\{-1, 2\}$.

23. $|-2x|=8$
 $-2x=8$ or $-2x=-8$
 $x=-4$ or $x=4$
 The solution set is $\{-4, 4\}$.

24. $|-x|=1$
 $-x=1$ or $-x=-1$
 The solution set is $\{-1, 1\}$.

25. $4-|2x|=3$
 $-|2x|=-1$
 $|2x|=1$
 $2x=1$ or $2x=-1$
 $x=\frac{1}{2}$ or $x=-\frac{1}{2}$
 The solution set is $\left\{-\frac{1}{2}, \frac{1}{2}\right\}$.

26. $5-\left|\frac{1}{2}x\right|=3$
 $-\left|\frac{1}{2}x\right|=-2$
 $\left|\frac{1}{2}x\right|=2$
 $\frac{1}{2}x=2$ or $\frac{1}{2}x=-2$
 $x=4$ or $x=-4$
 The solution set is $\{-4, 4\}$.

27. $\frac{2}{3}|x|=9$
 $|x|=\frac{27}{2}$
 $x=\frac{27}{2}$ or $x=-\frac{27}{2}$
 The solution set is $\left\{-\frac{27}{2}, \frac{27}{2}\right\}$.

28. $\frac{3}{4}|x|=9$
 $|x|=12$
 $x=12$ or $x=-12$
 The solution set is $\{-12, 12\}$.

29. $\left|\frac{x}{3}+\frac{2}{5}\right|=2$
 $\frac{x}{3}+\frac{2}{5}=2$ or $\frac{x}{3}+\frac{2}{5}=-2$
 $5x+6=30$ or $5x+6=-30$
 $5x=24$ or $5x=-36$
 $x=\frac{24}{5}$ or $x=-\frac{36}{5}$
 The solution set is $\left\{-\frac{36}{5}, \frac{24}{5}\right\}$.

Chapter 2: Linear and Quadratic Functions

30. $\left| \frac{x}{2} - \frac{1}{3} \right| = 1$

$\frac{x}{2} - \frac{1}{3} = 1$ or $\frac{x}{2} - \frac{1}{3} = -1$

$3x - 2 = 6$ or $3x - 2 = -6$

$3x = 8$ or $3x = -4$

$x = \frac{8}{3}$ or $x = -\frac{4}{3}$

The solution set is $\left\{ -\frac{4}{3}, \frac{8}{3} \right\}$.

31. $|u - 2| = -\frac{1}{2}$

No solution, since absolute value always yields a non-negative number.

32. $|2 - v| = -1$

No solution, since absolute value always yields a non-negative number.

33. $|x^2 - 9| = 0$

$x^2 - 9 = 0$

$x^2 = 9$

$x = \pm 3$

The solution set is $\{-3, 3\}$.

34. $|x^2 - 16| = 0$

$x^2 - 16 = 0$

$x^2 = 16$

$x = \pm 4$

The solution set is $\{-4, 4\}$.

35. $|x^2 - 2x| = 3$

$x^2 - 2x = 3$ or $x^2 - 2x = -3$

$x^2 - 2x - 3 = 0$ or $x^2 - 2x + 3 = 0$

$(x - 3)(x + 1) = 0$ or $x = \frac{2 \pm \sqrt{4 - 12}}{2}$

$= \frac{2 \pm \sqrt{-8}}{2}$ no real sol.

$x = 3$ or $x = -1$

The solution set is $\{-1, 3\}$.

36. $|x^2 + x| = 12$

$x^2 + x = 12$ or $x^2 + x = -12$

$x^2 + x - 12 = 0$ or $x^2 + x + 12 = 0$

$(x - 3)(x + 4) = 0$ or $x = \frac{-1 \pm \sqrt{1 - 48}}{2}$

$= \frac{1 \pm \sqrt{-47}}{2}$ no real sol.

$x = 3$ or $x = -4$

The solution set is $\{-4, 3\}$.

37. $|x^2 + x - 1| = 1$

$x^2 + x - 1 = 1$ or $x^2 + x - 1 = -1$

$x^2 + x - 2 = 0$ or $x^2 + x = 0$

$(x - 1)(x + 2) = 0$ or $x(x + 1) = 0$

$x = 1, x = -2$ or $x = 0, x = -1$

The solution set is $\{-2, -1, 0, 1\}$.

38. $|x^2 + 3x - 2| = 2$

$x^2 + 3x - 2 = 2$ or $x^2 + 3x - 2 = -2$

$x^2 + 3x = 4$ or $x^2 + 3x = 0$

$x^2 + 3x - 4 = 0$ or $x(x + 3) = 0$

$(x + 4)(x - 1) = 0$ or $x = 0, x = -3$

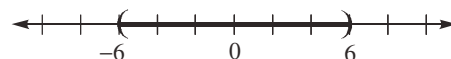
$x = -4, x = 1$

The solution set is $\{-4, -3, 0, 1\}$.

39. $|x| < 6$

$-6 < x < 6$

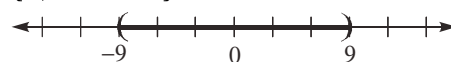
$\{x | -6 < x < 6\}$ or $(-6, 6)$



40. $|x| < 9$

$-9 < x < 9$

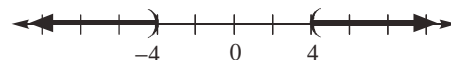
$\{x | -9 < x < 9\}$ or $(-9, 9)$



41. $|x| > 4$

$x < -4$ or $x > 4$

$\{x | x < -4 \text{ or } x > 4\}$ or $(-\infty, -4) \cup (4, \infty)$



Section 2.8: Equations and Inequalities Involving the Absolute Value Function

42. $|x| > 1$
 $x < -1$ or $x > 1$
 $\{x | x < -1 \text{ or } x > 1\}$ or $(-\infty, -1) \cup (1, \infty)$

43. $|2x| < 8$
 $-8 < 2x < 8$
 $-4 < x < 4$
 $\{x | -4 < x < 4\}$ or $(-4, 4)$

44. $|3x| < 15$
 $-15 < 3x < 15$
 $-5 < x < 5$
 $\{x | -5 < x < 5\}$ or $(-5, 5)$

45. $|3x| > 12$
 $3x < -12$ or $3x > 12$
 $x < -4$ or $x > 4$
 $\{x | x < -4 \text{ or } x > 4\}$ or $(-\infty, -4) \cup (4, \infty)$

46. $|2x| > 6$
 $2x < -6$ or $2x > 6$
 $x < -3$ or $x > 3$
 $\{x | x < -3 \text{ or } x > 3\}$ or $(-\infty, -3) \cup (3, \infty)$

47. $|x-2| + 2 < 3$
 $|x-2| < 1$
 $-1 < x-2 < 1$
 $1 < x < 3$
 $\{x | 1 < x < 3\}$ or $(1, 3)$

48. $|x+4| + 3 < 5$
 $|x+4| < 2$
 $-2 < x+4 < 2$
 $-6 < x < -2$
 $\{x | -6 < x < -2\}$ or $(-6, -2)$

49. $|3t-2| \leq 4$
 $-4 \leq 3t-2 \leq 4$
 $-2 \leq 3t \leq 6$
 $-\frac{2}{3} \leq t \leq 2$
 $\{t | -\frac{2}{3} \leq t \leq 2\}$ or $[-\frac{2}{3}, 2]$

50. $|2u+5| \leq 7$
 $-7 \leq 2u+5 \leq 7$
 $-12 \leq 2u \leq 2$
 $-6 \leq u \leq 1$
 $\{u | -6 \leq u \leq 1\}$ or $[-6, 1]$

51. $|x-3| \geq 2$
 $x-3 \leq -2$ or $x-3 \geq 2$
 $x \leq 1$ or $x \geq 5$
 $\{x | x \leq 1 \text{ or } x \geq 5\}$ or $(-\infty, 1] \cup [5, \infty)$

52. $|x+4| \geq 2$
 $x+4 \leq -2$ or $x+4 \geq 2$
 $x \leq -6$ or $x \geq -2$
 $\{x | x \leq -6 \text{ or } x \geq -2\}$ or $(-\infty, -6] \cup [-2, \infty)$

Chapter 2: Linear and Quadratic Functions

53. $|1-4x|-7 < -2$

$$|1-4x| < 5$$

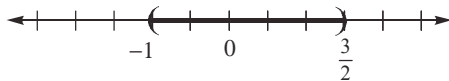
$$-5 < 1-4x < 5$$

$$-6 < -4x < 4$$

$$\frac{-6}{-4} > x > \frac{4}{-4}$$

$$\frac{3}{2} > x > -1 \quad \text{or} \quad -1 < x < \frac{3}{2}$$

$$\{x \mid -1 < x < \frac{3}{2}\} \text{ or } (-1, \frac{3}{2})$$



54. $|1-2x|-4 < -1$

$$|1-2x| < 3$$

$$-3 < 1-2x < 3$$

$$-4 < -2x < 2$$

$$\frac{-4}{-2} > x > \frac{2}{-2}$$

$$2 > x > -1 \quad \text{or} \quad -1 < x < 2$$

$$\{x \mid -1 < x < 2\} \text{ or } (-1, 2)$$



55. $|1-2x| > |-3|$

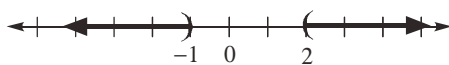
$$|1-2x| > 3$$

$$1-2x < -3 \quad \text{or} \quad 1-2x > 3$$

$$-2x < -4 \quad \text{or} \quad -2x > 2$$

$$x > 2 \quad \text{or} \quad x < -1$$

$$\{x \mid x < -1 \text{ or } x > 2\} \text{ or } (-\infty, -1) \cup (2, \infty)$$



56. $|2-3x| > |-1|$

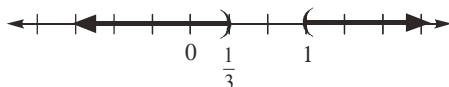
$$|2-3x| > 1$$

$$2-3x < -1 \quad \text{or} \quad 2-3x > 1$$

$$-3x < -3 \quad \text{or} \quad -3x > -1$$

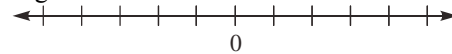
$$x > 1 \quad \text{or} \quad x < \frac{1}{3}$$

$$\{x \mid x < \frac{1}{3} \text{ or } x > 1\} \text{ or } (-\infty, \frac{1}{3}) \cup (1, \infty)$$



57. $|2x+1| < -1$

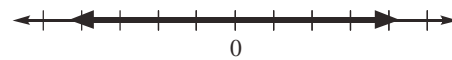
No solution since absolute value is always non-negative.



58. $|3x-4| \geq 0$

All real numbers since absolute value is always non-negative.

$$\{x \mid x \text{ is any real number}\} \text{ or } (-\infty, \infty)$$



59. $|(3x-2)-7| < \frac{1}{2}$

$$|3x-9| < \frac{1}{2}$$

$$-\frac{1}{2} < 3x-9 < \frac{1}{2}$$

$$\frac{17}{2} < 3x < \frac{19}{2}$$

$$\frac{17}{6} < x < \frac{19}{6}$$

$$\{x \mid \frac{17}{6} < x < \frac{19}{6}\} \text{ or } (\frac{17}{6}, \frac{19}{6})$$



60. $|(4x-1)-11| < \frac{1}{4}$

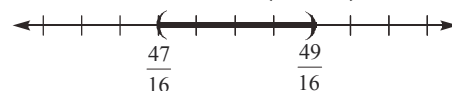
$$|4x-12| < \frac{1}{4}$$

$$-\frac{1}{4} < 4x-12 < \frac{1}{4}$$

$$\frac{47}{4} < 4x < \frac{49}{4}$$

$$\frac{47}{16} < x < \frac{49}{16}$$

$$\{x \mid \frac{47}{16} < x < \frac{49}{16}\} \text{ or } (\frac{47}{16}, \frac{49}{16})$$



Section 2.8: Equations and Inequalities Involving the Absolute Value Function

61. $5 - |x - 1| > 2$

$-|x - 1| > -3$

$|x - 1| < 3$

$-3 < x - 1 < 3$

$-2 < x < 4$

$\{x \mid -2 < x < 4\}$ or $(-2, 4)$



62. $6 - |x + 3| \geq 2$

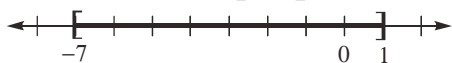
$-|x + 3| \geq -4$

$|x + 3| \leq 4$

$-4 \leq x + 3 \leq 4$

$-7 \leq x \leq 1$

$\{x \mid -7 \leq x \leq 1\}$ or $[-7, 1]$



63. a. $f(x) = g(x)$

$-3|5x - 2| = -9$

$|5x - 2| = 3$

$5x - 2 = 3$ or $5x - 2 = -3$

$5x = 5$ or $5x = -1$

$x = 1$ or $x = -\frac{1}{5}$

b. $f(x) > g(x)$

$-3|5x - 2| > -9$

$|5x - 2| < 3$

$-3 < 5x - 2 < 3$

$-1 < 5x < 5$

$-\frac{1}{5} < x < 1$

$\{x \mid -\frac{1}{5} < x < 1\}$ or $(-\frac{1}{5}, 1)$

c. $f(x) \leq g(x)$

$-3|5x - 2| \leq -9$

$|5x - 2| \geq 3$

$5x - 2 \geq 3$ or $5x - 2 \leq -3$

$5x \geq 5$ or $5x \leq -1$

$x \geq 1$ or $x \leq -\frac{1}{5}$

$\{x \mid x \leq -\frac{1}{5} \text{ or } x \geq 1\}$ or $(-\infty, -\frac{1}{5}] \cup [1, \infty)$

64. a. $f(x) = g(x)$

$-2|2x - 3| = -12$

$|2x - 3| = 6$

$2x - 3 = 6$ or $2x - 3 = -6$

$2x = 9$ or $2x = -3$

$x = \frac{9}{2}$ or $x = -\frac{3}{2}$

b. $f(x) = g(x)$

$-2|2x - 3| \geq -12$

$|2x - 3| \leq 6$

$-6 \leq 2x - 3 \leq 6$

$-3 \leq 2x \leq 9$

$-\frac{3}{2} \leq x \leq \frac{9}{2}$

$\{x \mid -\frac{3}{2} \leq x \leq \frac{9}{2}\}$ or $[-\frac{3}{2}, \frac{9}{2}]$

c. $f(x) = g(x)$

$-2|2x - 3| < -12$

$|2x - 3| > 6$

$2x - 3 > 6$ or $2x - 3 < -6$

$2x > 9$ or $2x < -3$

$x > \frac{9}{2}$ or $x < -\frac{3}{2}$

$\{x \mid x < -\frac{3}{2} \text{ or } x > \frac{9}{2}\}$ or $(-\infty, -\frac{3}{2}) \cup (\frac{9}{2}, \infty)$

65. a. $f(x) = g(x)$

$|-3x + 2| = x + 10$

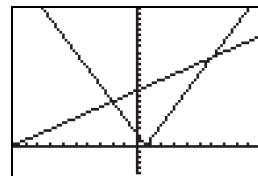
$-3x + 2 = x + 10$ or $-3x + 2 = -(x + 10)$

$-4x = 8$ or $-3x + 2 = -x - 10$

$x = -2$ or $-2x = -12$

$x = 6$

b.



Chapter 2: Linear and Quadratic Functions

Look at the graph of $f(x)$ and $g(x)$ and see where the graph of $f(x) \geq g(x)$. We see that this occurs where $x \leq -2$ or $x \geq 6$. So the solution set is: $\{x | x \leq -2 \text{ or } x \geq 6\}$ or $(-\infty, -2] \cup [6, \infty)$.

c. Look at the graph of $f(x)$ and $g(x)$ and see where the graph of $f(x) < g(x)$. We see that this occurs where x is between -2 and 6. So the solution set is: $\{x | -2 < x < 6\}$ or $(-2, 6)$.

66. a. $f(x) = g(x)$

$$|4x - 3| = x + 2$$

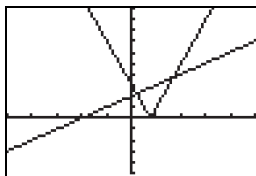
$$4x - 3 = x + 2 \quad 4x - 3 = -(x + 2)$$

$$3x = 5 \quad \text{or} \quad 4x - 3 = -x - 2$$

$$x = \frac{5}{3} \quad \text{or} \quad 5x = 1$$

$$x = \frac{1}{5}$$

b.



Look at the graph of $f(x)$ and $g(x)$ and see where the graph of $f(x) > g(x)$. We see that this occurs where $x < \frac{1}{5}$ or $x > \frac{5}{3}$.

So the solution set is: $\{x | x < \frac{1}{5} \text{ or } x > \frac{5}{3}\}$ or

$$(-\infty, \frac{1}{5}) \cup (\frac{5}{3}, \infty)$$

c. Look at the graph of $f(x)$ and $g(x)$ and see where the graph of $f(x) \leq g(x)$. We see that this occurs where x is between $\frac{1}{5}$ and $\frac{5}{3}$. So the solution set is:

$$\{x | \frac{1}{5} \leq x \leq \frac{5}{3}\} \text{ or } [\frac{1}{5}, \frac{5}{3}]$$

67. $|x - 10| < 2$

$$-2 < x - 10 < 2$$

$$8 < x < 12$$

Solution set: $\{x | 8 < x < 12\}$ or $(8, 12)$

68. $|x - (-6)| < 3$

$$|x + 6| < 3$$

$$-3 < x + 6 < 3$$

$$-9 < x < -3$$

Solution set: $\{x | -9 < x < -3\}$ or $(-9, -3)$

69. $|2x - (-1)| > 5$

$$|2x + 1| > 5$$

$$2x + 1 < -5 \quad \text{or} \quad 2x + 1 > 5$$

$$2x < -6 \quad \text{or} \quad 2x > 4$$

$$x < -3 \quad \text{or} \quad x > 2$$

Solution set: $\{x | x < -3 \text{ or } x > 2\}$ or

$$(-\infty, -3) \cup (2, \infty)$$

70. $|2x - 3| > 1$

$$2x - 3 < -1 \quad \text{or} \quad 2x - 3 > 1$$

$$2x < 2 \quad \text{or} \quad 2x > 4$$

$$x < 1 \quad \text{or} \quad x > 2$$

Solution set: $\{x | x < 1 \text{ or } x > 2\}$ or

$$(-\infty, 1) \cup (2, \infty)$$

71. $|x - 5.7| \leq 0.0005$

$$-0.0005 < x - 5.7 < 0.0005$$

$$5.6995 < x < 5.7005$$

The acceptable lengths of the rod is from 5.6995 inches to 5.7005 inches.

72. $|x - 6.125| \leq 0.0005$

$$-0.0005 < x - 6.125 < 0.0005$$

$$6.1245 < x < 6.1255$$

The acceptable lengths of the rod is from 6.1245 inches to 6.1255 inches.

73. $\left| \frac{x-100}{15} \right| > 1.96$

$$\frac{x-100}{15} < -1.96 \quad \text{or} \quad \frac{x-100}{15} > 1.96$$

$$x-100 < -29.4 \quad \text{or} \quad x-100 > 29.4$$

$$x < 70.6 \quad \text{or} \quad x > 129.4$$

Since IQ scores are whole numbers, any IQ less than 71 or greater than 129 would be considered unusual.

74. $\left| \frac{x-266}{16} \right| > 1.96$

$$\frac{x-266}{16} < -1.96 \quad \text{or} \quad \frac{x-266}{16} > 1.96$$

$$x-266 < -31.36 \quad \text{or} \quad x-266 > 31.36$$

$$x < 234.64 \quad \text{or} \quad x > 297.36$$

Pregnancies less than 235 days long or greater than 297 days long would be considered unusual.

75. $|5x+1|+7=5$

$$|5x+1| = -2$$

No matter what real number is substituted for x , the absolute value expression on the left side of the equation must always be zero or larger. Thus, it can never equal -2 .

76. $|2x+5|+3 > 1 \Rightarrow |2x+5| > -2$

No matter what real number is substituted for x , the absolute value expression on the left side of the equation must always be zero or larger. Thus, it will always be larger than -2 . Thus, the solution is the set of all real numbers.

77. $|2x-1| \leq 0$

No matter what real number is substituted for x , the absolute value expression on the left side of the equation must always be zero or larger. Thus, the only solution to the inequality above will be when the absolute value expression equals 0:

$$|2x-1| = 0$$

$$2x-1 = 0$$

$$2x = 1$$

$$x = \frac{1}{2}$$

Thus, the solution set is $\left\{ \frac{1}{2} \right\}$.

78. $f(x) = |2x-7|$

$$f(-4) = |2(-4)-7|$$

$$= |-8-7| = |-15| = 15$$

79. $2(x+4)+x < 4(x+2)$

$$2x+8+x < 4x+8$$

$$3x+8 < 4x+8$$

$$-x < 0$$

$$x > 0$$



80. $(5-i)(3+2i) =$

$$15+10i-3i-2i^2 =$$

$$15+7i+2 = 17+7i$$

81. a. Intercepts: $(0,0), (4,0)$

b. Domain: $[-2,5]$, Range: $[-2,4]$

c. Increasing: $(3,5)$; Decreasing: $(-2,1)$

Constant: $(1,3)$

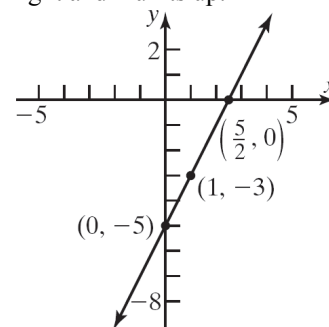
d. Neither

Chapter 2 Review Exercises

1. $f(x) = 2x-5$

a. Slope = 2; y -intercept = -5

b. Plot the point $(0,-5)$. Use the slope to find an additional point by moving 1 unit to the right and 2 units up.



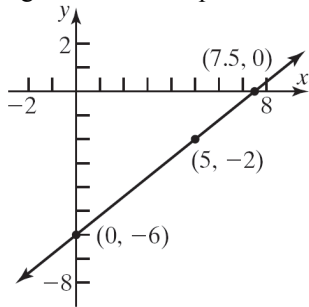
c. Domain and Range: $(-\infty, \infty)$

Chapter 2: Linear and Quadratic Functions

- d. Average rate of change = slope = 2
- e. Increasing

2. $h(x) = \frac{4}{5}x - 6$

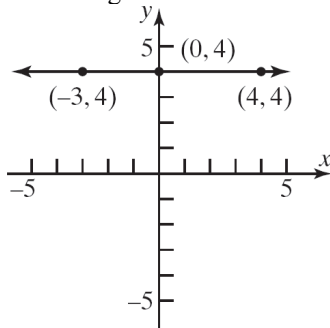
- a. Slope = $\frac{4}{5}$; y-intercept = -6
- b. Plot the point (0, -6). Use the slope to find an additional point by moving 5 units to the right and 4 units up.



- c. Domain and Range: $(-\infty, \infty)$
- d. Average rate of change = slope = $\frac{4}{5}$
- e. Increasing

3. $G(x) = 4$

- a. Slope = 0; y-intercept = 4
- b. Plot the point (0, 4) and draw a horizontal line through it.

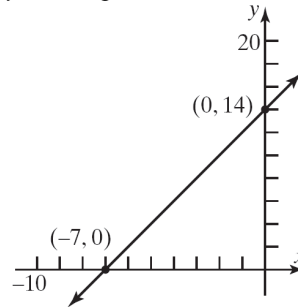


- c. Domain: $(-\infty, \infty)$
Range: $\{y \mid y = 4\}$
- d. Average rate of change = slope = 0
- e. Constant

4. $f(x) = 2x + 14$

zero: $f(x) = 2x + 14 = 0$

$2x = -14$
 $x = -7$
y-intercept = 14



5.

x	$y = f(x)$	Avg. rate of change = $\frac{\Delta y}{\Delta x}$
-2	-7	
0	3	$\frac{3 - (-7)}{0 - (-2)} = \frac{10}{2} = 5$
1	8	$\frac{8 - 3}{1 - 0} = \frac{5}{1} = 5$
3	18	$\frac{18 - 8}{3 - 1} = \frac{10}{2} = 5$
6	33	$\frac{33 - 18}{6 - 3} = \frac{15}{3} = 5$

This is a linear function with slope = 5, since the average rate of change is constant at 5. To find the equation of the line, we use the point-slope formula and one of the points.

$$y - y_1 = m(x - x_1)$$

$$y - 3 = 5(x - 0)$$

$$y = 5x + 3$$

6.

x	$y = f(x)$	Avg. rate of change = $\frac{\Delta y}{\Delta x}$
-1	-3	
0	4	$\frac{4 - (-3)}{0 - (-1)} = \frac{7}{1} = 7$
1	7	$\frac{7 - 4}{1 - 0} = \frac{3}{1} = 3$
2	6	
3	1	

This is not a linear function, since the average rate of change is not constant.

7. $f(x) = 0$

$x^2 + x - 72 = 0$

$(x+9)(x-8) = 0$

$x+9=0$ or $x-8=0$

$x = -9$ or $x = 8$

The zeros of $f(x) = x^2 + x - 72$ are -9 and 8 .The x -intercepts of the graph of f are -9 and 8 .

8. $P(t) = 0$

$6t^2 - 13t - 5 = 0$

$(3t+1)(2t-5) = 0$

$3t+1=0$ or $2t-5=0$

$t = -\frac{1}{3}$ or $t = \frac{5}{2}$

The zeros of $P(t) = 6t^2 - 13t - 5$ are $-\frac{1}{3}$ and $\frac{5}{2}$.The t -intercepts of the graph of P are $-\frac{1}{3}$ and $\frac{5}{2}$.

9. $g(x) = 0$

$(x-3)^2 - 4 = 0$

$(x-3)^2 = 4$

$x-3 = \pm\sqrt{4}$

$x-3 = \pm 2$

$x = 3 \pm 2$

$x = 3 - 2 = 1$ or $x = 3 + 2 = 5$

The zeros of $g(x) = (x-3)^2 - 4$ are 1 and 5 . The x -intercepts of the graph of g are 1 and 5 .

10. $h(x) = 0$

$9x^2 + 6x + 1 = 0$

$(3x+1)(3x+1) = 0$

$3x+1=0$ or $3x+1=0$

$x = -\frac{1}{3}$ or $x = -\frac{1}{3}$

The only zero of $h(x) = 9x^2 + 6x + 1$ is $-\frac{1}{3}$.The only x -intercept of the graph of h is $-\frac{1}{3}$.

11. $G(x) = 0$

$2x^2 - 4x - 1 = 0$

$x^2 - 2x - \frac{1}{2} = 0$

$x^2 - 2x = \frac{1}{2}$

$x^2 - 2x + 1 = \frac{1}{2} + 1$

$(x-1)^2 = \frac{3}{2}$

$x-1 = \pm\sqrt{\frac{3}{2}} = \pm\frac{\sqrt{3}}{\sqrt{2}} \cdot \frac{\sqrt{2}}{\sqrt{2}} = \pm\frac{\sqrt{6}}{2}$

$x = 1 \pm \frac{\sqrt{6}}{2} = \frac{2 \pm \sqrt{6}}{2}$

The zeros of $G(x) = 2x^2 - 4x - 1$ are $\frac{2-\sqrt{6}}{2}$ and $\frac{2+\sqrt{6}}{2}$. The x -intercepts of the graph of G are $\frac{2-\sqrt{6}}{2}$ and $\frac{2+\sqrt{6}}{2}$.

12. $f(x) = 0$

$-2x^2 + x + 1 = 0$

$2x^2 - x - 1 = 0$

$(2x+1)(x-1) = 0$

$2x+1=0$ or $x-1=0$

$x = -\frac{1}{2}$ or $x = 1$

The zeros of $f(x) = -2x^2 + x + 1$ are $-\frac{1}{2}$ and 1 .The x -intercepts of the graph of f are $-\frac{1}{2}$ and 1 .

13. $f(x) = g(x)$

$(x-3)^2 = 16$

$x-3 = \pm\sqrt{16} = \pm 4$

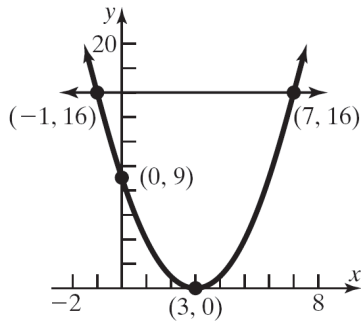
$x = 3 \pm 4$

$x = 3 - 4 = -1$ or $x = 3 + 4 = 7$

The solution set is $\{-1, 7\}$.The x -coordinates of the points of intersection are -1 and 7 . The y -coordinates are $g(-1) = 16$ and $g(7) = 16$. The graphs of the f and g intersect at

Chapter 2: Linear and Quadratic Functions

the points $(-1, 16)$ and $(7, 16)$.



14. $f(x) = g(x)$

$$x^2 + 4x - 5 = 4x - 1$$

$$x^2 - 4 = 0$$

$$(x+2)(x-2) = 0$$

$$x+2=0 \quad \text{or} \quad x-2=0$$

$$x=-2 \quad \quad \quad x=2$$

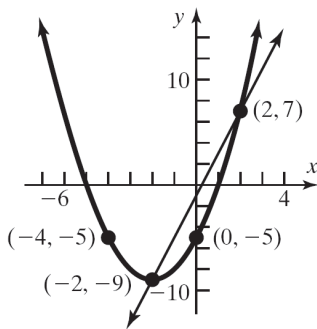
The solution set is $\{-2, 2\}$.

The x -coordinates of the points of intersection

are -2 and 2 . The y -coordinates are

$$g(-2) = 4(-2) - 1 = -8 - 1 = -9 \quad \text{and}$$

$$g(2) = 4(2) - 1 = 8 - 1 = 7. \quad \text{The graphs of the } f \text{ and } g \text{ intersect at the points } (-2, -9) \text{ and } (2, 7).$$



15. $f(x) = 0$

$$x^4 - 5x^2 + 4 = 0$$

$$(x^2 - 4)(x^2 - 1) = 0$$

$$x^2 - 4 = 0 \quad \text{or} \quad x^2 - 1 = 0$$

$$x = \pm 2 \quad \text{or} \quad x = \pm 1$$

The zeros of $f(x) = x^4 - 5x^2 + 4$ are -2 , -1 ,

1 , and 2 . The x -intercepts of the graph of f are -2 , -1 , 1 , and 2 .

16. $F(x) = 0$

$$(x-3)^2 - 2(x-3) - 48 = 0$$

$$\text{Let } u = x-3 \rightarrow u^2 = (x-3)^2$$

$$u^2 - 2u - 48 = 0$$

$$(u+6)(u-8) = 0$$

$$u+6=0 \quad \text{or} \quad u-8=0$$

$$u = -6 \quad \quad \quad u = 8$$

$$x-3 = -6 \quad \quad \quad x-3 = 8$$

$$x = -3 \quad \quad \quad x = 11$$

The zeros of $F(x) = (x-3)^2 - 2(x-3) - 48$ are -3 and 11 . The x -intercepts of the graph of F are -3 and 11 .

17. $h(x) = 0$

$$3x - 13\sqrt{x} - 10 = 0$$

$$\text{Let } u = \sqrt{x} \rightarrow u^2 = x$$

$$3u^2 - 13u - 10 = 0$$

$$(3u+2)(u-5) = 0$$

$$3u+2=0 \quad \quad \quad \text{or} \quad u-5=0$$

$$u = -\frac{2}{3} \quad \quad \quad u = 5$$

$$\sqrt{x} = -\frac{2}{3} \quad \quad \quad \sqrt{x} = 5$$

$$x = 5^2 = 25$$

$x = \text{not real}$

$$\text{Check: } h(25) = 3(25) - 13\sqrt{25} - 10$$

$$= 3(25) - 13(5) - 10$$

$$= 75 - 65 - 10 = 0$$

The only zero of $h(x) = 3x - 13\sqrt{x} - 10$ is 25 .

The only x -intercept of the graph of h is 25 .

18. $f(x) = 0$

$$\left(\frac{1}{x}\right)^2 - 4\left(\frac{1}{x}\right) - 12 = 0$$

$$\text{Let } u = \frac{1}{x} \rightarrow u^2 = \left(\frac{1}{x}\right)^2$$

$$u^2 - 4u - 12 = 0$$

$$(u+2)(u-6) = 0$$

$$u + 2 = 0 \quad \text{or} \quad u - 6 = 0$$

$$u = -2 \quad u = 6$$

$$\frac{1}{x} = -2 \quad \frac{1}{x} = 6$$

$$x = -\frac{1}{2} \quad x = \frac{1}{6}$$

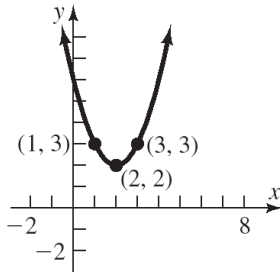
The zeros of $f(x) = \left(\frac{1}{x}\right)^2 - 4\left(\frac{1}{x}\right) - 12$ are $-\frac{1}{2}$

and $\frac{1}{6}$. The x -intercepts of the graph of f are

$$-\frac{1}{2} \quad \text{and} \quad \frac{1}{6}.$$

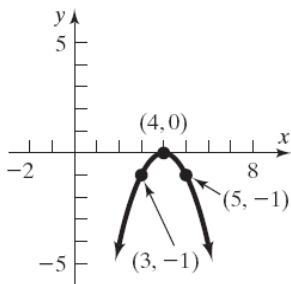
19. $f(x) = (x-2)^2 + 2$

Using the graph of $y = x^2$, shift right 2 units, then shift up 2 units.



20. $f(x) = -(x-4)^2$

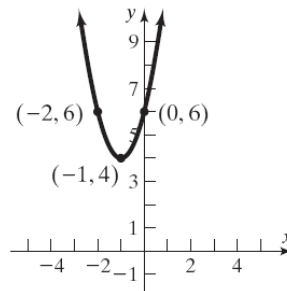
Using the graph of $y = x^2$, shift the graph 4 units right, then reflect about the x -axis.



21. $f(x) = 2(x+1)^2 + 4$

Using the graph of $y = x^2$, stretch vertically by a factor of 2, then shift 1 unit left, then shift 4 units

up.



22. a. $f(x) = (x-2)^2 + 2$
 $= x^2 - 4x + 4 + 2$
 $= x^2 - 4x + 6$

$a = 1, b = -4, c = 6$. Since $a = 1 > 0$, the graph opens up. The x -coordinate of the

vertex is $x = -\frac{b}{2a} = -\frac{-4}{2(1)} = \frac{4}{2} = 2$.

The y -coordinate of the vertex is

$$f\left(-\frac{b}{2a}\right) = f(2) = (2)^2 - 4(2) + 6 = 2.$$

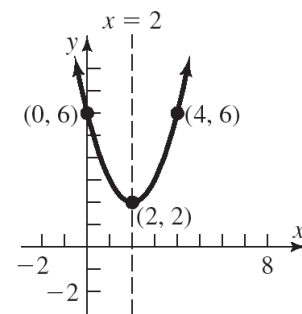
Thus, the vertex is $(2, 2)$.

The axis of symmetry is the line $x = 2$.

The discriminant is:

$$b^2 - 4ac = (-4)^2 - 4(1)(6) = -8 < 0, \text{ so the graph has no } x\text{-intercepts.}$$

The y -intercept is $f(0) = 6$.



b. Domain: $(-\infty, \infty)$. Range: $[2, \infty)$.

c. Decreasing on $(-\infty, 2)$; increasing on $(2, \infty)$.

23. a. $f(x) = \frac{1}{4}x^2 - 16$

$a = \frac{1}{4}, b = 0, c = -16$. Since $a = \frac{1}{4} > 0$, the graph opens up. The x -coordinate of the

Chapter 2: Linear and Quadratic Functions

$$\text{vertex is } x = -\frac{b}{2a} = -\frac{-0}{2\left(\frac{1}{4}\right)} = -\frac{0}{\frac{1}{2}} = 0.$$

The y -coordinate of the vertex is

$$f\left(-\frac{b}{2a}\right) = f(0) = \frac{1}{4}(0)^2 - 16 = -16.$$

Thus, the vertex is $(0, -16)$.

The axis of symmetry is the line $x = 0$.

The discriminant is:

$$b^2 - 4ac = (0)^2 - 4\left(\frac{1}{4}\right)(-16) = 16 > 0, \text{ so}$$

the graph has two x -intercepts.

The x -intercepts are found by solving:

$$\frac{1}{4}x^2 - 16 = 0$$

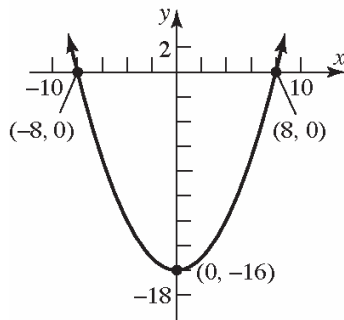
$$x^2 - 64 = 0$$

$$x^2 = 64$$

$$x = 8 \text{ or } x = -8$$

The x -intercepts are -8 and 8 .

The y -intercept is $f(0) = -16$.



b. Domain: $(-\infty, \infty)$. Range: $[-16, \infty)$.

c. Decreasing on $(-\infty, 0)$; increasing on $(0, \infty)$.

24. a. $f(x) = -4x^2 + 4x$

$a = -4, b = 4, c = 0$. Since $a = -4 < 0$, the graph opens down. The x -coordinate of the vertex is

$$x = -\frac{b}{2a} = -\frac{4}{2(-4)} = -\frac{4}{-8} = \frac{1}{2}.$$

The y -coordinate of the vertex is

$$\begin{aligned} f\left(-\frac{b}{2a}\right) &= f\left(\frac{1}{2}\right) = -4\left(\frac{1}{2}\right)^2 + 4\left(\frac{1}{2}\right) \\ &= -1 + 2 = 1 \end{aligned}$$

Thus, the vertex is $\left(\frac{1}{2}, 1\right)$.

The axis of symmetry is the line $x = \frac{1}{2}$.

The discriminant is:

$b^2 - 4ac = 4^2 - 4(-4)(0) = 16 > 0$, so the graph has two x -intercepts.

The x -intercepts are found by solving:

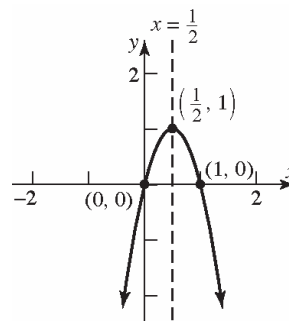
$$-4x^2 + 4x = 0$$

$$-4x(x-1) = 0$$

$$x = 0 \text{ or } x = 1$$

The x -intercepts are 0 and 1 .

The y -intercept is $f(0) = -4(0)^2 + 4(0) = 0$.



b. Domain: $(-\infty, \infty)$. Range: $(-\infty, 1]$.

c. Increasing on $\left(-\infty, \frac{1}{2}\right)$; decreasing on $\left(\frac{1}{2}, \infty\right)$.

25. a. $f(x) = \frac{9}{2}x^2 + 3x + 1$

$a = \frac{9}{2}, b = 3, c = 1$. Since $a = \frac{9}{2} > 0$, the graph opens up. The x -coordinate of the vertex is

$$x = -\frac{b}{2a} = -\frac{3}{2\left(\frac{9}{2}\right)} = -\frac{3}{9} = -\frac{1}{3}.$$

The y -coordinate of the vertex is

$$\begin{aligned} f\left(-\frac{b}{2a}\right) &= f\left(-\frac{1}{3}\right) = \frac{9}{2}\left(-\frac{1}{3}\right)^2 + 3\left(-\frac{1}{3}\right) + 1 \\ &= \frac{1}{2} - 1 + 1 = \frac{1}{2} \end{aligned}$$

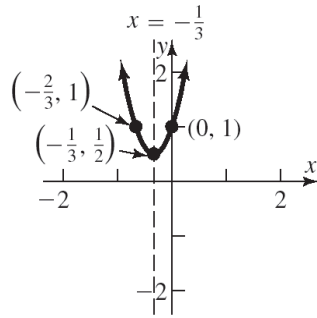
Thus, the vertex is $\left(-\frac{1}{3}, \frac{1}{2}\right)$.

The axis of symmetry is the line $x = -\frac{1}{3}$.

The discriminant is:

$$b^2 - 4ac = 3^2 - 4\left(\frac{9}{2}\right)(1) = 9 - 18 = -9 < 0,$$

so the graph has no x -intercepts. The y -intercept is $f(0) = \frac{9}{2}(0)^2 + 3(0) + 1 = 1$.



b. Domain: $(-\infty, \infty)$. Range: $\left[\frac{1}{2}, \infty\right)$.

c. Decreasing on $\left(-\infty, -\frac{1}{3}\right)$; increasing on $\left(-\frac{1}{3}, \infty\right)$.

26. a. $f(x) = 3x^2 + 4x - 1$
 $a = 3, b = 4, c = -1$. Since $a = 3 > 0$, the graph opens up. The x -coordinate of the vertex is $x = -\frac{b}{2a} = -\frac{4}{2(3)} = -\frac{4}{6} = -\frac{2}{3}$.
 The y -coordinate of the vertex is
 $f\left(-\frac{b}{2a}\right) = f\left(-\frac{2}{3}\right) = 3\left(-\frac{2}{3}\right)^2 + 4\left(-\frac{2}{3}\right) - 1$
 $= \frac{4}{3} - \frac{8}{3} - 1 = -\frac{7}{3}$

Thus, the vertex is $\left(-\frac{2}{3}, -\frac{7}{3}\right)$.

The axis of symmetry is the line $x = -\frac{2}{3}$.

The discriminant is:
 $b^2 - 4ac = (4)^2 - 4(3)(-1) = 28 > 0$, so the graph has two x -intercepts.

The x -intercepts are found by solving:

$$3x^2 + 4x - 1 = 0.$$

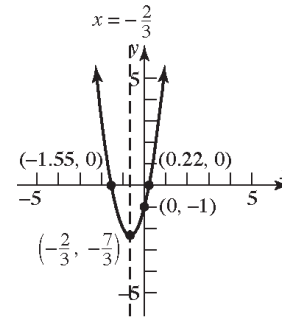
$$x = \frac{-b \pm \sqrt{b^2 - 4ac}}{2a} = \frac{-4 \pm \sqrt{28}}{2(3)}$$

$$= \frac{-4 \pm 2\sqrt{7}}{6} = \frac{-2 \pm \sqrt{7}}{3}$$

The x -intercepts are $\frac{-2 - \sqrt{7}}{3} \approx -1.55$ and

$$\frac{-2 + \sqrt{7}}{3} \approx 0.22.$$

The y -intercept is $f(0) = 3(0)^2 + 4(0) - 1 = -1$.



b. Domain: $(-\infty, \infty)$. Range: $\left[-\frac{7}{3}, \infty\right)$.

c. Decreasing on $\left(-\infty, -\frac{2}{3}\right)$; increasing on $\left(-\frac{2}{3}, \infty\right)$.

27. $f(x) = 3x^2 - 6x + 4$
 $a = 3, b = -6, c = 4$. Since $a = 3 > 0$, the graph opens up, so the vertex is a minimum point. The minimum occurs at
 $x = -\frac{b}{2a} = -\frac{-6}{2(3)} = \frac{6}{6} = 1$.
 The minimum value is
 $f\left(-\frac{b}{2a}\right) = f(1) = 3(1)^2 - 6(1) + 4$
 $= 3 - 6 + 4 = 1$

28. $f(x) = -x^2 + 8x - 4$
 $a = -1, b = 8, c = -4$. Since $a = -1 < 0$, the graph opens down, so the vertex is a maximum point. The maximum occurs at
 $x = -\frac{b}{2a} = -\frac{8}{2(-1)} = \frac{8}{2} = 4$.
 The maximum value is
 $f\left(-\frac{b}{2a}\right) = f(4) = -(4)^2 + 8(4) - 4$
 $= -16 + 32 - 4 = 12$

Chapter 2: Linear and Quadratic Functions

29. $f(x) = -3x^2 + 12x + 4$
 $a = -3, b = 12, c = 4$. Since $a = -3 < 0$, the graph opens down, so the vertex is a maximum point. The maximum occurs at

$$x = -\frac{b}{2a} = -\frac{12}{2(-3)} = -\frac{12}{-6} = 2.$$

The maximum value is

$$f\left(-\frac{b}{2a}\right) = f(2) = -3(2)^2 + 12(2) + 4 \\ = -12 + 24 + 4 = 16$$

30. Consider the form $y = a(x-h)^2 + k$. The vertex is $(2, -4)$ so we have $h = 2$ and $k = -4$. The function also contains the point $(0, -16)$. Substituting these values for $x, y, h,$ and $k,$ we can solve for a :

$$-16 = a(0 - (2))^2 + (-4)$$

$$-16 = a(-2)^2 - 4$$

$$-16 = 4a - 4$$

$$-12 = 4a$$

$$a = -3$$

The quadratic function is

$$f(x) = -3(x-2)^2 - 4 = -3x^2 + 12x - 16.$$

31. Use the form $f(x) = a(x-h)^2 + k$.
 The vertex is $(-1, 2)$, so $h = -1$ and $k = 2$.
 $f(x) = a(x+1)^2 + 2$.
 Since the graph passes through $(1, 6)$, $f(1) = 6$.

$$6 = a(1+1)^2 + 2$$

$$6 = a(2)^2 + 2$$

$$6 = 4a + 2$$

$$4 = 4a$$

$$1 = a$$

$$f(x) = (x+1)^2 + 2$$

$$= (x^2 + 2x + 1) + 2$$

$$= x^2 + 2x + 3$$

32. $x^2 + 6x - 16 < 0$
 $f(x) = x^2 + 6x - 16$

$$x^2 + 6x - 16 = 0$$

$$(x+8)(x-2) = 0$$

$x = -8, x = 2$ are the zeros of f .

Interval	$(-\infty, -8)$	$(-8, 2)$	$(2, \infty)$
Test Number	-9	0	3
Value of f	11	-16	11
Conclusion	Positive	Negative	Positive

The solution set is $\{x \mid -8 < x < 2\}$ or, using interval notation, $(-8, 2)$.

33. $3x^2 \geq 14x + 5$

$$3x^2 - 14x - 5 \geq 0$$

$$f(x) = 3x^2 - 14x - 5$$

$$3x^2 - 14x - 5 = 0$$

$$(3x+1)(x-5) = 0$$

$x = -\frac{1}{3}, x = 5$ are the zeros of f .

Interval	$(-\infty, -\frac{1}{3})$	$(-\frac{1}{3}, 5)$	$(5, \infty)$
Test Number	-1	0	2
Value of f	12	-5	19
Conclusion	Positive	Negative	Positive

The solution set is $\{x \mid x \leq -\frac{1}{3} \text{ or } x \geq 5\}$ or,

using interval notation, $(-\infty, -\frac{1}{3}] \cup [5, \infty)$.

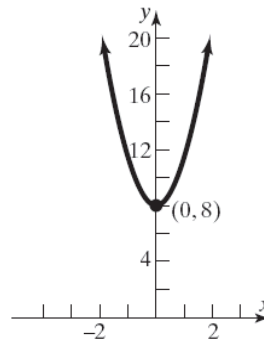
34. $f(x) = 0$

$$x^2 + 8 = 0$$

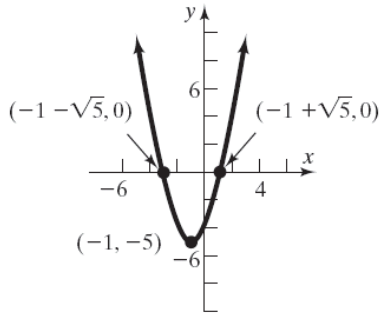
$$x^2 = -8$$

$$x = \pm\sqrt{-8} = \pm 2\sqrt{2}i$$

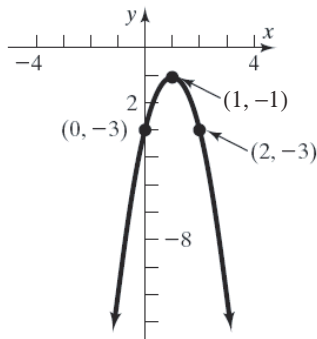
The zero are $-2\sqrt{2}i$ and $2\sqrt{2}i$.



35. $g(x) = 0$
 $x^2 + 2x - 4 = 0$
 $a = 1, b = 2, c = -4$
 $b^2 - 4ac = 2^2 - 4(1)(-4) = 4 + 16 = 20$
 $x = \frac{-2 \pm \sqrt{20}}{2(1)} = \frac{-2 \pm 2\sqrt{5}}{2} = -1 \pm \sqrt{5}$
 The zeros are $-1 - \sqrt{5}$ and $-1 + \sqrt{5}$.

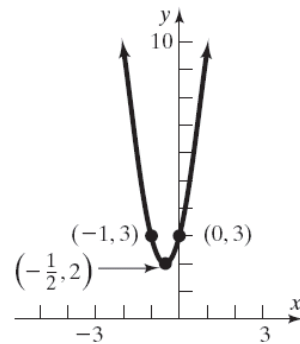


36. $p(x) = 0$
 $-2x^2 + 4x - 3 = 0$
 $a = -2, b = 4, c = -3$
 $b^2 - 4ac = 4^2 - 4(-2)(-3) = 16 - 24 = -8$
 $x = \frac{-4 \pm \sqrt{-8}}{2(-2)} = \frac{-4 \pm 2\sqrt{2}i}{-4} = 1 \pm \frac{\sqrt{2}}{2}i$
 The zeros are $1 - \frac{\sqrt{2}}{2}i$ and $1 + \frac{\sqrt{2}}{2}i$.



37. $f(x) = 0$
 $4x^2 + 4x + 3 = 0$
 $a = 4, b = 4, c = 3$
 $b^2 - 4ac = 4^2 - 4(4)(3) = 16 - 48 = -32$
 $x = \frac{-4 \pm \sqrt{-32}}{2(4)} = \frac{-4 \pm 4\sqrt{2}i}{8} = -\frac{1}{2} \pm \frac{\sqrt{2}}{2}i$

The zeros are $-\frac{1}{2} - \frac{\sqrt{2}}{2}i$ and $-\frac{1}{2} + \frac{\sqrt{2}}{2}i$.



38. $|2x + 3| = 7$
 $2x + 3 = 7$ or $2x + 3 = -7$
 $2x = 4$ or $2x = -10$
 $x = 2$ or $x = -5$
 The solution set is $\{-5, 2\}$.

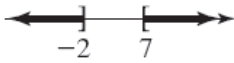
39. $|2 - 3x| + 2 = 9$
 $|2 - 3x| = 7$
 $2 - 3x = 7$ or $2 - 3x = -7$
 $-3x = 5$ or $-3x = -9$
 $x = -\frac{5}{3}$ or $x = 3$
 The solution set is $\{-\frac{5}{3}, 3\}$.

40. $|3x + 4| < \frac{1}{2}$
 $-\frac{1}{2} < 3x + 4 < \frac{1}{2}$
 $-\frac{9}{2} < 3x < -\frac{7}{2}$
 $-\frac{3}{2} < x < -\frac{7}{6}$
 $\left\{x \mid -\frac{3}{2} < x < -\frac{7}{6}\right\}$ or $\left(-\frac{3}{2}, -\frac{7}{6}\right)$
-

41. $|2x - 5| \geq 9$
 $2x - 5 \leq -9$ or $2x - 5 \geq 9$
 $2x \leq -4$ or $2x \geq 14$
 $x \leq -2$ or $x \geq 7$

Chapter 2: Linear and Quadratic Functions

$$\{x \mid x \leq -2 \text{ or } x \geq 7\} \text{ or } (-\infty, -2] \cup [7, \infty)$$



42. $2 + |2 - 3x| \leq 4$

$$|2 - 3x| \leq 2$$

$$-2 \leq 2 - 3x \leq 2$$

$$-4 \leq -3x \leq 0$$

$$\frac{4}{3} \geq x \geq 0$$

$$\left\{x \mid 0 \leq x \leq \frac{4}{3}\right\} \text{ or } \left[0, \frac{4}{3}\right]$$



43. $1 - |2 - 3x| < -4$

$$-|2 - 3x| < -5$$

$$|2 - 3x| > 5$$

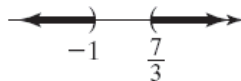
$$2 - 3x < -5 \text{ or } 2 - 3x > 5$$

$$7 < 3x \text{ or } -3 > 3x$$

$$\frac{7}{3} < x \text{ or } -1 > x$$

$$x < -1 \text{ or } x > \frac{7}{3}$$

$$\left\{x \mid x < -1 \text{ or } x > \frac{7}{3}\right\} \text{ or } (-\infty, -1) \cup \left(\frac{7}{3}, \infty\right)$$



44. a. Company A: $C(x) = 0.06x + 7.00$

Company B: $C(x) = 0.08x$

b. $0.06x + 7.00 = 0.08x$

$$7.00 = 0.02x$$

$$350 = x$$

The bill from Company A will equal the bill from Company B if 350 minutes are used.

c. $0.08x < 0.06x + 7.00$

$$0.02x < 7.00$$

$$x < 350$$

The bill from Company B will be less than the bill from Company A if fewer than 350 minutes are used. That is, $0 \leq x < 350$.

45. a. If $x = 1500 - 10p$, then $p = \frac{1500 - x}{10}$.

$$R(p) = px = p(1500 - 10p) = -10p^2 + 1500p$$

b. Domain: $\{p \mid 0 < p \leq 150\}$

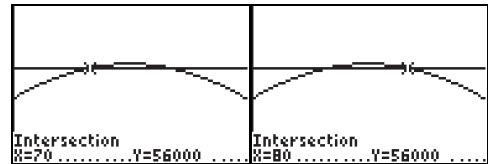
c. $p = \frac{-b}{2a} = \frac{-1500}{2(-10)} = \frac{-1500}{-20} = \75

d. The maximum revenue is

$$\begin{aligned} R(75) &= -10(75)^2 + 1500(75) \\ &= -56250 + 112500 = \$56,250 \end{aligned}$$

e. $x = 1500 - 10(75) = 1500 - 750 = 750$

f. Graph $R = -10p^2 + 1500p$ and $R = 56000$.



Find where the graphs intersect by solving

$$56000 = -10p^2 + 1500p$$

$$10p^2 - 1500p + 56000 = 0$$

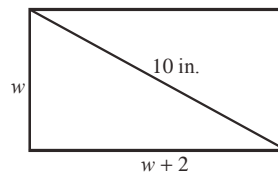
$$p^2 - 150p + 5600 = 0$$

$$(p - 70)(p - 80) = 0$$

$$p = 70, p = 80$$

The company should charge between \$70 and \$80.

46. Let w = the width. Then $w + 2$ = the length.



By the Pythagorean Theorem we have:

$$w^2 + (w + 2)^2 = (10)^2$$

$$w^2 + w^2 + 4w + 4 = 100$$

$$2w^2 + 4w - 96 = 0$$

$$w^2 + 2w - 48 = 0$$

$$(w + 8)(w - 6) = 0$$

$$w = -8 \text{ or } w = 6$$

Disregard the negative answer because the width

of a rectangle must be positive. Thus, the width is 6 inches, and the length is 8 inches

47. $C(x) = 4.9x^2 - 617.4x + 19,600$;
 $a = 4.9, b = -617.4, c = 19,600$. Since $a = 4.9 > 0$, the graph opens up, so the vertex is a minimum point.

a. The minimum marginal cost occurs at

$$x = -\frac{b}{2a} = -\frac{-617.40}{2(4.9)} = \frac{617.40}{9.8} = 63.$$

Thus, 63 golf clubs should be manufactured in order to minimize the marginal cost.

b. The minimum marginal cost is

$$C\left(-\frac{b}{2a}\right) = C(63)$$

$$= 4.9(63)^2 - (617.40)(63) + 19600$$

$$= \$151.90$$

48. Since there are 200 feet of border, we know that $2x + 2y = 200$. The area is to be maximized, so $A = x \cdot y$. Solving the perimeter formula for y :

$$2x + 2y = 200$$

$$2y = 200 - 2x$$

$$y = 100 - x$$

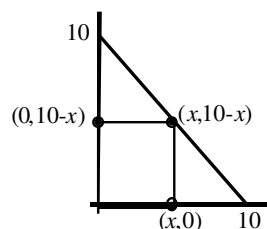
The area function is:
 $A(x) = x(100 - x) = -x^2 + 100x$

The maximum value occurs at the vertex:
 $x = -\frac{b}{2a} = -\frac{100}{2(-1)} = -\frac{100}{-2} = 50$

The pond should be 50 feet by 50 feet for maximum area.

49. The area function is:
 $A(x) = x(10 - x) = -x^2 + 10x$
 The maximum value occurs at the vertex:
 $x = -\frac{b}{2a} = -\frac{10}{2(-1)} = -\frac{10}{-2} = 5$

The maximum area is:
 $A(5) = -(5)^2 + 10(5)$
 $= -25 + 50 = 25$ square units



50. Locate the origin at the point directly under the highest point of the arch. Then the equation is in the form: $y = -ax^2 + k$, where $a > 0$. Since the maximum height is 10 feet, when $x = 0$, $y = k = 10$. Since the point (10, 0) is on the parabola, we can find the constant:

$$0 = -a(10)^2 + 10$$

$$a = \frac{10}{10^2} = \frac{1}{10} = 0.10$$

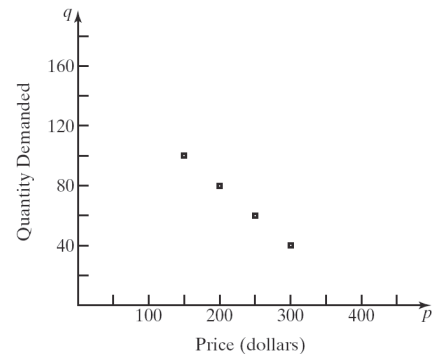
The equation of the parabola is:

$$y = -\frac{1}{10}x^2 + 10$$

At $x = 8$:

$$y = -\frac{1}{10}(8)^2 + 10 = -6.4 + 10 = 3.6 \text{ feet}$$

51. a.



- b.

p	q	Avg. rate of change = $\frac{\Delta q}{\Delta p}$
150	100	
200	80	$\frac{80 - 100}{200 - 150} = \frac{-20}{50} = -0.4$
250	60	$\frac{60 - 80}{250 - 200} = \frac{-20}{50} = -0.4$
300	40	$\frac{40 - 60}{300 - 250} = \frac{-20}{50} = -0.4$

Since each input (price) corresponds to a single output (quantity demanded), we know that the quantity demanded is a function of price. Also, because the average rate of change is constant at $-\$0.4$ per LCD monitor, the function is linear.

- c. From part (b), we know $m = -0.4$. Using $(p_1, q_1) = (150, 100)$, we get the equation:

Chapter 2: Linear and Quadratic Functions

$$q - q_1 = m(p - p_1)$$

$$q - 100 = -0.4(p - 150)$$

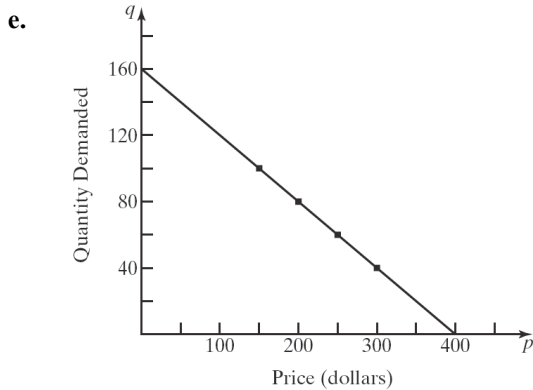
$$q - 100 = -0.4p + 60$$

$$q = -0.4p + 160$$

Using function notation, we have
 $q(p) = -0.4p + 160$.

- d. The price cannot be negative, so $p \geq 0$.
 Likewise, the quantity cannot be negative,
 so, $q(p) \geq 0$.
 $-0.4p + 160 \geq 0$
 $-0.4p \geq -160$
 $p \leq 400$

Thus, the implied domain for $q(p)$ is
 $\{p \mid 0 \leq p \leq 400\}$ or $[0, 400]$.



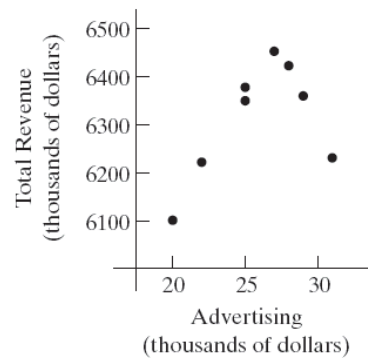
- f. If the price increases by \$1, then the quantity demanded of LCD monitors decreases by 0.4 monitor.
 g. p -intercept: If the price is \$0, then 160 LCD monitors will be demanded.
 q -intercept: There will be 0 LCD monitors demanded when the price is \$400.

- b. Yes, the two variables appear to have a linear relationship.
 c. Using the LINear REGression program, the line of best fit is:
 $y = 1.390171918x + 1.113952697$

```
LinReg
y=mx+b
a=1.390171918
b=1.113952697
r^2=.9050023758
r=.9513161282
```

- d. $y = 1.390171918(26.5) + 1.113952697$
 ≈ 38.0 mm

53. a.

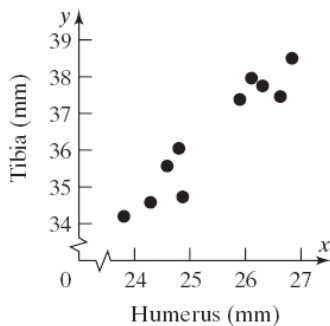


The data appear to be quadratic with $a < 0$.

- b. Using the QUADratic REGression program, the quadratic function of best fit is:
 $y = -7.76x^2 + 411.88x + 942.72$.

```
QuadReg
y=ax^2+bx+c
a=-7.759570754
b=411.8750353
c=942.721091
R^2=.9327651562
```

52. a.



The maximum revenue occurs at

$$A = \frac{-b}{2a} = \frac{-(411.88)}{2(-7.76)}$$

$$= \frac{-411.88}{-15.52} \approx \$26.5 \text{ thousand}$$

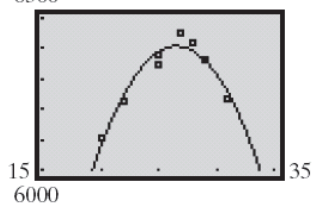
c. The maximum revenue is

$$R\left(\frac{-b}{2a}\right) = R(26.53866)$$

$$= -7.76(26.5)^2 + (411.88)(26.5) + 942.72$$

$$\approx \$6408 \text{ thousand}$$

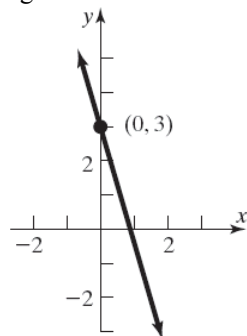
d. 6500



Chapter 2 Test

1. $f(x) = -4x + 3$

- a. The slope f is -4 .
- b. The slope is negative, so the graph is decreasing.
- c. Plot the point $(0, 3)$. Use the slope to find an additional point by moving 1 unit to the right and 4 units down.



x	y	Avg. rate of change = $\frac{\Delta y}{\Delta x}$
-2	12	
-1	7	$\frac{7-12}{-1-(-2)} = \frac{-5}{1} = -5$
0	2	$\frac{2-7}{0-(-1)} = \frac{-5}{1} = -5$

1	-3	$\frac{-3-2}{1-0} = \frac{-5}{1} = -5$
2	-8	$\frac{-8-(-3)}{2-1} = \frac{-5}{1} = -5$

Since the average rate of change is constant at -5 , this is a linear function with slope $= -5$. To find the equation of the line, we use the point-slope formula and one of the points.

$$y - y_1 = m(x - x_1)$$

$$y - 2 = -5(x - 0)$$

$$y = -5x + 2$$

3. $f(x) = 0$

$$3x^2 - 2x - 8 = 0$$

$$(3x + 4)(x - 2) = 0$$

$$3x + 4 = 0 \quad \text{or} \quad x - 2 = 0$$

$$x = -\frac{4}{3} \quad \quad x = 2$$

The zeros of f are $-\frac{4}{3}$ and 2.

4. $G(x) = 0$

$$-2x^2 + 4x + 1 = 0$$

$$a = -2, b = 4, c = 1$$

$$x = \frac{-b \pm \sqrt{b^2 - 4ac}}{2a} = \frac{-4 \pm \sqrt{4^2 - 4(-2)(1)}}{2(-2)}$$

$$= \frac{-4 \pm \sqrt{24}}{-4} = \frac{-4 \pm 2\sqrt{6}}{-4} = \frac{2 \pm \sqrt{6}}{2}$$

The zeros of G are $\frac{2 - \sqrt{6}}{2}$ and $\frac{2 + \sqrt{6}}{2}$.

5. $f(x) = g(x)$

$$x^2 + 3x = 5x + 3$$

$$x^2 - 2x - 3 = 0$$

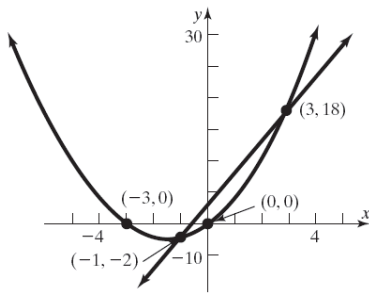
$$(x + 1)(x - 3) = 0$$

$$x + 1 = 0 \quad \text{or} \quad x - 3 = 0$$

$$x = -1 \quad \quad x = 3$$

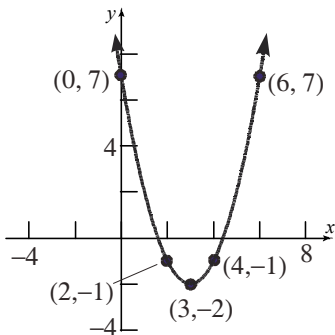
The solution set is $\{-1, 3\}$.

Chapter 2: Linear and Quadratic Functions



6. $f(x) = 0$
 $(x-1)^2 + 5(x-1) + 4 = 0$
 Let $u = x-1 \rightarrow u^2 = (x-1)^2$
 $u^2 + 5u + 4 = 0$
 $(u+4)(u+1) = 0$
 $u+4 = 0$ or $u+1 = 0$
 $u = -4$ $u = -1$
 $x-1 = -4$ $x-1 = -1$
 $x = -3$ $x = 0$
 The zeros of G are -3 and 0 .

7. $f(x) = (x-3)^2 - 2$
 Using the graph of $y = x^2$, shift right 3 units, then shift down 2 units.



8. a. $f(x) = 3x^2 - 12x + 4$
 $a = 3, b = -12, c = 4$. Since $a = 3 > 0$, the graph opens up.
 b. The x -coordinate of the vertex is
 $x = -\frac{b}{2a} = -\frac{-12}{2(3)} = -\frac{-12}{6} = 2$.
 The y -coordinate of the vertex is
 $f\left(-\frac{b}{2a}\right) = f(2) = 3(2)^2 - 12(2) + 4$
 $= 12 - 24 + 4 = -8$
 Thus, the vertex is $(2, -8)$.

- c. The axis of symmetry is the line $x = 2$.
 d. The discriminant is:
 $b^2 - 4ac = (-12)^2 - 4(3)(4) = 96 > 0$, so the graph has two x -intercepts. The x -intercepts are found by solving: $3x^2 - 12x + 4 = 0$.

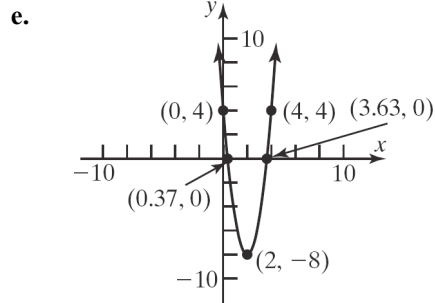
$$x = \frac{-b \pm \sqrt{b^2 - 4ac}}{2a} = \frac{-(-12) \pm \sqrt{96}}{2(3)}$$

$$= \frac{12 \pm 4\sqrt{6}}{6} = \frac{6 \pm 2\sqrt{6}}{3}$$

The x -intercepts are $\frac{6-2\sqrt{6}}{3} \approx 0.37$ and

$\frac{6+2\sqrt{6}}{3} \approx 3.63$. The y -intercept is

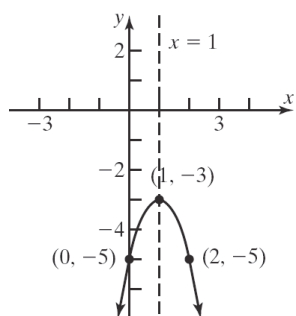
$$f(0) = 3(0)^2 - 12(0) + 4 = 4.$$



- f. The domain is $(-\infty, \infty)$.
 The range is $[-8, \infty)$.
 g. Decreasing on $(-\infty, 2)$.
 Increasing on $(2, \infty)$.
9. a. $g(x) = -2x^2 + 4x - 5$
 $a = -2, b = 4, c = -5$. Since $a = -2 < 0$, the graph opens down.
 b. The x -coordinate of the vertex is
 $x = -\frac{b}{2a} = -\frac{4}{2(-2)} = -\frac{4}{-4} = 1$.
 The y -coordinate of the vertex is
 $g\left(-\frac{b}{2a}\right) = g(1) = -2(1)^2 + 4(1) - 5$
 $= -2 + 4 - 5 = -3$
 Thus, the vertex is $(1, -3)$.
 c. The axis of symmetry is the line $x = 1$.
 d. The discriminant is:
 $b^2 - 4ac = (4)^2 - 4(-2)(-5) = -24 < 0$, so the

graph has no x -intercepts. The y -intercept is $g(0) = -2(0)^2 + 4(0) - 5 = -5$.

e.



- f. The domain is $(-\infty, \infty)$.
The range is $(-\infty, -3]$.
- g. Increasing on $(-\infty, 1)$.
Decreasing on $(1, \infty)$.

10. Consider the form $y = a(x-h)^2 + k$. From the graph we know that the vertex is $(1, -32)$ so we have $h=1$ and $k=-32$. The graph also passes through the point $(x, y) = (0, -30)$. Substituting these values for $x, y, h,$ and $k,$ we can solve for a :
 $-30 = a(0-1)^2 + (-32)$ The quadratic function is
 $-30 = a(-1)^2 - 32$
 $-30 = a - 32$
 $2 = a$
 $f(x) = 2(x-1)^2 - 32 = 2x^2 - 4x - 30$.

11. $f(x) = -2x^2 + 12x + 3$
 $a = -2, b = 12, c = 3$. Since $a = -2 < 0$, the graph opens down, so the vertex is a maximum point. The maximum occurs at
 $x = -\frac{b}{2a} = -\frac{12}{2(-2)} = -\frac{12}{-4} = 3$.
 The maximum value is
 $f(3) = -2(3)^2 + 12(3) + 3 = -18 + 36 + 3 = 21$.

12. $x^2 - 10x + 24 \geq 0$
 $f(x) = x^2 - 10x + 24$
 $x^2 - 10x + 24 = 0$
 $(x-4)(x-6) = 0$

$x = 4, x = 6$ are the zeros of f .

Interval	$(-\infty, 4)$	$(4, 6)$	$(6, \infty)$
Test Number	0	5	7
Value of f	24	-1	3
Conclusion	Positive	Negative	Positive

The solution set is $\{x | x \leq 4 \text{ or } x \geq 6\}$ or, using interval notation, $(-\infty, 4] \cup [6, \infty)$.

13. $f(x) = 0$
 $2x^2 + 4x + 5 = 0$
 $a = 2, b = 4, c = 5$
 $x = \frac{-b \pm \sqrt{b^2 - 4ac}}{2a} = \frac{-4 \pm \sqrt{4^2 - 4(2)(5)}}{2(2)}$
 $= \frac{-4 \pm \sqrt{-24}}{4} = \frac{-4 \pm 2\sqrt{6}i}{4} = -1 \pm \frac{\sqrt{6}}{2}i$

The complex zeros of f are $-1 - \frac{\sqrt{6}}{2}i$ and $-1 + \frac{\sqrt{6}}{2}i$.

14. $|3x+1| = 8$
 $3x+1 = 8$ or $3x+1 = -8$
 $3x = 7$ or $3x = -9$
 $x = \frac{7}{3}$ or $x = -3$

The solution set is $\left\{-3, \frac{7}{3}\right\}$.

15. $\left|\frac{x+3}{4}\right| < 2$
 $-2 < \frac{x+3}{4} < 2$
 $-8 < x+3 < 8$
 $-11 < x < 5$
 $\{x | -11 < x < 5\}$ or $(-11, 5)$



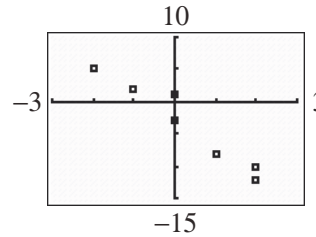
Chapter 2: Linear and Quadratic Functions

16. $|2x+3|-4 \geq 3$
 $|2x+3| \geq 7$
 $2x+3 \leq -7$ or $2x+3 \geq 7$
 $2x \leq -10$ or $2x \geq 4$
 $x \leq -5$ or $x \geq 2$
 $\{x|x \leq -5 \text{ or } x \geq 2\}$ or $(-\infty, -5] \cup [2, \infty)$

17. a. $C(m) = 0.15m + 129.50$
 b. $C(860) = 0.15(860) + 129.50$
 $= 129 + 129.50 = 258.50$
 If 860 miles are driven, the rental cost is \$258.50.
 c. $C(m) = 213.80$
 $0.15m + 129.50 = 213.80$
 $0.15m = 84.30$
 $m = 562$
 The rental cost is \$213.80 if 562 miles were driven.

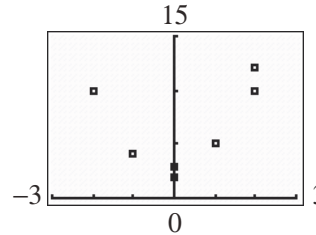
18. a. $R(x) = x\left(-\frac{1}{10}x + 1000\right) = -\frac{1}{10}x^2 + 1000x$
 b. $R(400) = -\frac{1}{10}(400)^2 + 1000(400)$
 $= -16,000 + 400,000$
 $= \$384,000$
 c. $x = \frac{-b}{2a} = \frac{-1000}{2\left(-\frac{1}{10}\right)} = \frac{-1000}{\left(-\frac{1}{5}\right)} = 5000$
 The maximum revenue is
 $R(5000) = -\frac{1}{10}(5000)^2 + 1000(5000)$
 $= -250,000 + 5,000,000$
 $= \$2,500,000$
 Thus, 5000 units maximizes revenue at \$2,500,000.
 d. $p = -\frac{1}{10}(5000) + 1000$
 $= -500 + 1000$
 $= \$500$

19. a. Set A:



The data appear to be linear with a negative slope.

Set B:



The data appear to be quadratic and opens up.

b. Using the LINear REGression program, the linear function of best fit is:
 $y = -4.234x - 2.362$.

```
LinReg
y=ax+b
a=-4.234042553
b=-2.361702128
r^2=.9341180356
r=-.9664978197
```

c. Using the QUADratic REGression program, the quadratic function of best fit is:
 $y = 1.993x^2 + 0.289x + 2.503$.

```
QuadReg
y=ax^2+bx+c
a=1.992842536
b=.2893660532
c=2.503067485
```

Chapter 2 Cumulative Review

1. $P = (-1, 3); Q = (4, -2)$

Distance between P and Q :

$$\begin{aligned} d(P, Q) &= \sqrt{(4 - (-1))^2 + (-2 - 3)^2} \\ &= \sqrt{(5)^2 + (-5)^2} \\ &= \sqrt{25 + 25} \\ &= \sqrt{50} = 5\sqrt{2} \end{aligned}$$

Midpoint between P and Q :

$$\left(\frac{-1+4}{2}, \frac{3-2}{2} \right) = \left(\frac{3}{2}, \frac{1}{2} \right) = (1.5, 0.5)$$

2. $y = x^3 - 3x + 1$

a. $(-2, -1): -1 = (-2)^3 - 3(-2) + 1$
 $-1 = -8 + 6 + 1$
 $-1 = -1$

Yes, $(-2, -1)$ is on the graph.

b. $(2, 3): 3 = (2)^3 - 3(2) + 1$
 $3 = 8 - 6 + 1$
 $3 = 3$

Yes, $(2, 3)$ is on the graph.

c. $(3, 1): 1 = (3)^3 - 3(3) + 1$
 $1 = -27 - 9 + 1$
 $1 \neq -35$

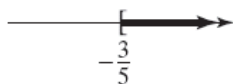
No, $(3, 1)$ is not on the graph.

3. $5x + 3 \geq 0$

$$5x \geq -3$$

$$x \geq -\frac{3}{5}$$

The solution set is $\left\{ x \mid x \geq -\frac{3}{5} \right\}$ or $\left[-\frac{3}{5}, +\infty \right)$.



4. $(-1, 4)$ and $(2, -2)$ are points on the line.

$$\text{Slope} = \frac{-2 - 4}{2 - (-1)} = \frac{-6}{3} = -2$$

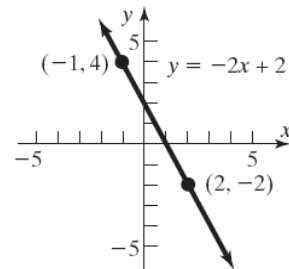
$$y - y_1 = m(x - x_1)$$

$$y - 4 = -2(x - (-1))$$

$$y - 4 = -2(x + 1)$$

$$y - 4 = -2x - 2$$

$$y = -2x + 2$$



5. Perpendicular to $y = 2x + 1$;
 Containing $(3, 5)$

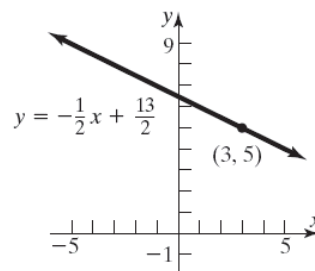
$$\text{Slope of perpendicular} = -\frac{1}{2}$$

$$y - y_1 = m(x - x_1)$$

$$y - 5 = -\frac{1}{2}(x - 3)$$

$$y - 5 = -\frac{1}{2}x + \frac{3}{2}$$

$$y = -\frac{1}{2}x + \frac{13}{2}$$



6. $x^2 + y^2 - 4x + 8y - 5 = 0$

$$x^2 - 4x + y^2 + 8y = 5$$

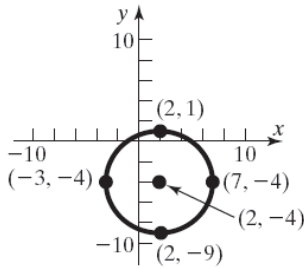
$$(x^2 - 4x + 4) + (y^2 + 8y + 16) = 5 + 4 + 16$$

$$(x - 2)^2 + (y + 4)^2 = 25$$

$$(x - 2)^2 + (y + 4)^2 = 5^2$$

Center: $(2, -4)$ Radius = 5

Chapter 2: Linear and Quadratic Functions



7. Yes, this is a function since each x -value is paired with exactly one y -value.

8. $f(x) = x^2 - 4x + 1$

a. $f(2) = 2^2 - 4(2) + 1 = 4 - 8 + 1 = -3$

b. $f(x) + f(2) = x^2 - 4x + 1 + (-3)$
 $= x^2 - 4x - 2$

c. $f(-x) = (-x)^2 - 4(-x) + 1 = x^2 + 4x + 1$

d. $-f(x) = -(x^2 - 4x + 1) = -x^2 + 4x - 1$

e. $f(x+2) = (x+2)^2 - 4(x+2) + 1$
 $= x^2 + 4x + 4 - 4x - 8 + 1$
 $= x^2 - 3$

f. $\frac{f(x+h) - f(x)}{h}$
 $= \frac{(x+h)^2 - 4(x+h) + 1 - (x^2 - 4x + 1)}{h}$
 $= \frac{x^2 + 2xh + h^2 - 4x - 4h + 1 - x^2 + 4x - 1}{h}$
 $= \frac{2xh + h^2 - 4h}{h}$
 $= \frac{h(2x + h - 4)}{h} = 2x + h - 4$

9. $h(z) = \frac{3z-1}{6z-7}$

The denominator cannot be zero:

$6z - 7 \neq 0$

$6z \neq 7$

$z \neq \frac{7}{6}$

Domain: $\left\{ z \mid z \neq \frac{7}{6} \right\}$

10. Yes, the graph represents a function since it passes the Vertical Line Test.

11. $f(x) = \frac{x}{x+4}$

a. $f(1) = \frac{1}{1+4} = \frac{1}{5} \neq \frac{1}{4}$, so $\left(1, \frac{1}{4}\right)$ is not on the graph of f .

b. $f(-2) = \frac{-2}{-2+4} = \frac{-2}{2} = -1$, so $(-2, -1)$ is a point on the graph of f .

c. Solve for x :

$2 = \frac{x}{x+4}$

$2x + 8 = x$

$x = -8$

So, $(-8, 2)$ is a point on the graph of f .

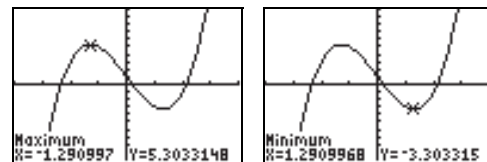
12. $f(x) = \frac{x^2}{2x+1}$

$f(-x) = \frac{(-x)^2}{2(-x)+1} = \frac{x^2}{-2x+1} \neq f(x)$ or $-f(x)$

Therefore, f is neither even nor odd.

13. $f(x) = x^3 - 5x + 4$ on the interval $(-4, 4)$

Use MAXIMUM and MINIMUM on the graph of $y_1 = x^3 - 5x + 4$.



Local maximum is 5.30 and occurs at $x \approx -1.29$;

Local minimum is -3.30 and occurs at $x \approx 1.29$;

f is increasing on $(-4, -1.29)$ or $(1.29, 4)$;

f is decreasing on $(-1.29, 1.29)$.

14. $f(x) = 3x + 5$; $g(x) = 2x + 1$

a. $f(x) = g(x)$

$3x + 5 = 2x + 1$

$3x + 5 = 2x + 1$

$x = -4$

b. $f(x) > g(x)$

$$3x + 5 > 2x + 1$$

$$3x + 5 > 2x + 1$$

$$x > -4$$

The solution set is $\{x \mid x > -4\}$ or $(-4, \infty)$.

15. a. Domain: $\{x \mid -4 \leq x \leq 4\}$ or $[-4, 4]$

Range: $\{y \mid -1 \leq y \leq 3\}$ or $[-1, 3]$

b. Intercepts: $(-1, 0)$, $(0, -1)$, $(1, 0)$

x -intercepts: $-1, 1$

y -intercept: -1

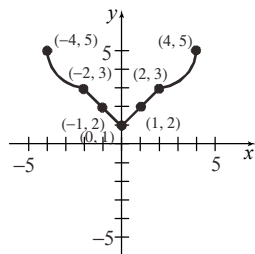
c. The graph is symmetric with respect to the y -axis.

d. When $x = 2$, the function takes on a value of 1. Therefore, $f(2) = 1$.

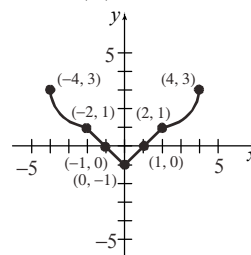
e. The function takes on the value 3 at $x = -4$ and $x = 4$.

f. $f(x) < 0$ means that the graph lies below the x -axis. This happens for x values between -1 and 1 . Thus, the solution set is $\{x \mid -1 < x < 1\}$ or $(-1, 1)$.

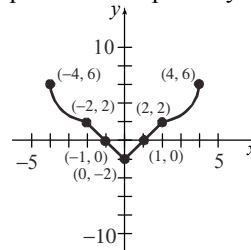
g. The graph of $y = f(x) + 2$ is the graph of $y = f(x)$ but shifted up 2 units.



h. The graph of $y = f(-x)$ is the graph of $y = f(x)$ but reflected about the y -axis.



i. The graph of $y = 2f(x)$ is the graph of $y = f(x)$ but stretched vertically by a factor of 2. That is, the coordinate of each point is multiplied by 2.



j. Since the graph is symmetric about the y -axis, the function is even.

k. The function is increasing on the open interval $(0, 4)$.

Chapter 2 Projects

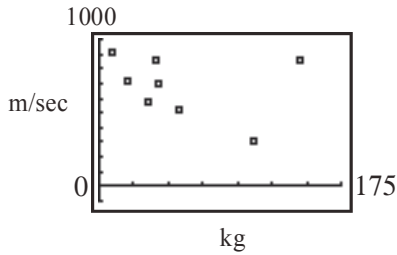
Project I – Internet-based Project

Answers will vary.

Chapter 2: Linear and Quadratic Functions

Project II

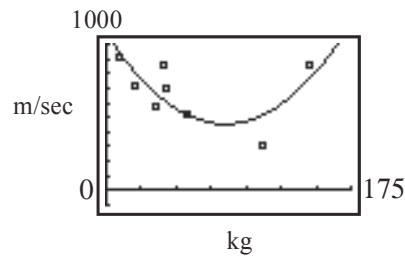
a.



b. The data would be best fit by a quadratic function.

```
QuadReg
y=ax^2+bx+c
a=.0851846811
b=-14.46460932
c=1069.518992
```

$$y = 0.085x^2 - 14.46x + 1069.52$$



These results seem reasonable since the function fits the data well.

c.

$$s_0 = 0\text{m}$$

Type	Weight kg	Velocity m/sec	Equation in the form: $s(t) = -4.9t^2 + \frac{\sqrt{2}}{2}v_0t + s_0$
MG 17	10.2	905	$s(t) = -4.9t^2 + 639.93t$ Best. (It goes the highest)
MG 131	19.7	710	$s(t) = -4.9t^2 + 502.05t$
MG 151	41.5	850	$s(t) = -4.9t^2 + 601.04t$
MG 151/20	42.3	695	$s(t) = -4.9t^2 + 491.44t$
MG/FF	35.7	575	$s(t) = -4.9t^2 + 406.59t$
MK 103	145	860	$s(t) = -4.9t^2 + 608.11t$
MK 108	58	520	$s(t) = -4.9t^2 + 367.70t$
WGr 21	111	315	$s(t) = -4.9t^2 + 222.74t$

$$s_0 = 200\text{m}$$

Type	Weight kg	Velocity m/sec	Equation in the form: $s(t) = -4.9t^2 + \frac{\sqrt{2}}{2}v_0t + s_0$
MG 17	10.2	905	$s(t) = -4.9t^2 + 639.93t + 200$ Best. (It goes the highest)
MG 131	19.7	710	$s(t) = -4.9t^2 + 502.05t + 200$
MG 151	41.5	850	$s(t) = -4.9t^2 + 601.04t + 200$
MG 151/20	42.3	695	$s(t) = -4.9t^2 + 491.44t + 200$
MG/FF	35.7	575	$s(t) = -4.9t^2 + 406.59t + 200$
MK 103	145	860	$s(t) = -4.9t^2 + 608.11t + 200$
MK 108	58	520	$s(t) = -4.9t^2 + 367.70t + 200$
WGr 21	111	315	$s(t) = -4.9t^2 + 222.74t + 200$

$s_0 = 30\text{m}$

Type	Weight kg	Velocity m/sec	Equation in the form: $s(t) = -4.9t^2 + \frac{\sqrt{2}}{2}v_0t + s_0$
MG 17	10.2	905	$s(t) = -4.9t^2 + 639.93t + 30$ Best. (It goes the highest)
MG 131	19.7	710	$s(t) = -4.9t^2 + 502.05t + 30$
MG 151	41.5	850	$s(t) = -4.9t^2 + 601.04t + 30$
MG 151/20	42.3	695	$s(t) = -4.9t^2 + 491.44t + 30$
MG/FF	35.7	575	$s(t) = -4.9t^2 + 406.59t + 30$
MK 103	145	860	$s(t) = -4.9t^2 + 608.11t + 30$
MK 108	58	520	$s(t) = -4.9t^2 + 367.70t + 30$
WGr 21	111	315	$s(t) = -4.9t^2 + 222.74t + 30$

Notice that the gun is what makes the difference, not how high it is mounted necessarily. The only way to change the true maximum height that the projectile can go is to change the angle at which it fires.

Project III

a.

x	1	2	3	4	5
$y = -2x + 5$	3	1	-1	-3	-5

b.

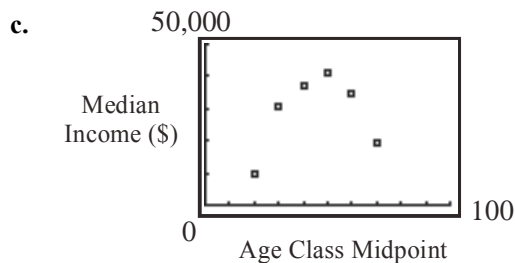
$$\frac{\Delta y}{\Delta x} = \frac{y_2 - y_1}{x_2 - x_1} = \frac{1 - 3}{2 - 1} = -2$$

$$\frac{\Delta y}{\Delta x} = \frac{y_2 - y_1}{x_2 - x_1} = \frac{-1 - 1}{3 - 1} = -2$$

$$\frac{\Delta y}{\Delta x} = \frac{y_2 - y_1}{x_2 - x_1} = \frac{-3 - (-1)}{4 - 1} = -2$$

$$\frac{\Delta y}{\Delta x} = \frac{y_2 - y_1}{x_2 - x_1} = \frac{-5 - (-3)}{5 - 1} = -2$$

All of the values of $\frac{\Delta y}{\Delta x}$ are the same.



Chapter 2: Linear and Quadratic Functions

d. $\frac{\Delta I}{\Delta x} = \frac{30633 - 9548}{10} = 2108.50$
 $\frac{\Delta I}{\Delta x} = \frac{37088 - 30633}{10} = 645.50$
 $\frac{\Delta I}{\Delta x} = \frac{41072 - 37088}{10} = 398.40$
 $\frac{\Delta I}{\Delta x} = \frac{34414 - 41072}{10} = -665.80$
 $\frac{\Delta I}{\Delta x} = \frac{19167 - 34414}{10} = -1524.70$

These $\frac{\Delta I}{\Delta x}$ values are not all equal. The data are not linearly related.

e.

x	-2	-1	0	1	2	3	4
y	23	9	3	5	15	33	59
$\frac{\Delta y}{\Delta x}$		-14	-6	2	10	18	26

As x increases, $\frac{\Delta y}{\Delta x}$ increases. This makes sense because the parabola is increasing (going up) steeply as x increases.

f.

x	-2	-1	0	1	2	3	4
y	23	9	3	5	15	33	59
$\frac{\Delta^2 y}{\Delta x^2}$			8	8	8	8	8

The second differences are all the same.

- g. The paragraph should mention at least two observations:
1. The first differences for a linear function are all the same.
 2. The second differences for a quadratic function are the same.

Project IV

- a. – i. Answers will vary, depending on where the CBL is located above the bouncing ball.
 j. The ratio of the heights between bounces will be the same.

- 4. Cannons** The velocity of a projectile depends upon many factors, in particular, the weight of the ammunition.
- (a) Plot a scatter diagram of the data in the table below. Let x be the weight in kilograms and let y be the velocity in meters per second.

Type	Weight (kg)	Initial Velocity (m/sec)
MG 17	10.2	905
MG 131	19.7	710
MG 151	41.5	850
MG 151/20	42.3	695
MG/FF	35.7	575
MK 103	145	860
MK 108	58	520
WGr 21	111	315

(Data and information taken from "Flugzeug-Handbuch, Ausgabe Dezember 1996: Guns and Cannons of the Jagdwaffe" at www.xs4all.nl/~rhorta/jgguns.htm)

- (b) Determine which type of function would fit this data the best: linear or quadratic. Use a graphing utility to find the function of best fit. Are the results reasonable?
- (c) Based on velocity, we can determine how high a projectile will travel before it begins to come back down. If a cannon is fired at an angle of 45° to the horizontal, then the function for the height of the projectile is given by $s(t) = -16t^2 + \frac{\sqrt{2}}{2}v_0t + s_0$, where v_0 is the velocity at which the shell leaves the cannon (initial velocity), and s_0 is the initial height of the nose of the cannon (because cannons are not very long, we may assume that the nose and the firing pin at the back are at the same height for simplicity). Graph the function $s = s(t)$ for each of the guns described in the table. Which gun would be the best for anti-aircraft if the gun were sitting on the ground? Which would be the best to have mounted on a hilltop or on the top of a tall building? If the guns were on the turret of a ship, which would be the most effective?

3. Suppose $f(x) = \sin x$.

(a) Build a table of values for $f(x)$ where $x = 0, \frac{\pi}{6}, \frac{\pi}{4}, \frac{\pi}{3}, \frac{\pi}{2}, \frac{2\pi}{3}, \frac{3\pi}{4}, \frac{5\pi}{6}, \pi, \frac{7\pi}{6}, \frac{5\pi}{4}, \frac{4\pi}{3}, \frac{3\pi}{2}, \frac{5\pi}{3}, \frac{7\pi}{4}, \frac{11\pi}{6}, 2\pi$. Use exact values.

(b) Find the **first differences** for each consecutive pair of values in part (a). That is, evaluate $g(x_i) = \frac{\Delta f(x_i)}{\Delta x_i} = \frac{f(x_{i+1}) - f(x_i)}{x_{i+1} - x_i}$, where $x_1 = 0, x_2 = \frac{\pi}{6}, \dots, x_{17} = 2\pi$. Use your calculator to approximate each value rounded to three decimal places.

(c) Plot the points $(x_i, g(x_i))$ for $i = 1, \dots, 16$ on a scatter diagram. What shape does the set of points give? What function does this resemble? Fit a sine curve of best fit to the points. How does that relate to your guess?

(d) Find the first differences for each consecutive pair of values in part (b). That is, evaluate $h(x_i) = \frac{\Delta g(x_i)}{\Delta x_i} = \frac{g(x_{i+1}) - g(x_i)}{x_{i+1} - x_i}$ where $x_1 = 0, x_2 = \frac{\pi}{6}, \dots, x_{16} = \frac{11\pi}{6}$. This is the set of **second differences** of $f(x)$.

Use your calculator to approximate each value rounded to three decimal places. Plot the points $(x_i, h(x_i))$ for $i = 1, \dots, 15$ on a scatter diagram. What shape does the set of points give? What function does this resemble? Fit a sine curve of best fit to the points. How does that relate to your guess?

- (e) Find the first differences for each consecutive pair of

values in part (d). That is, evaluate $k(x_i) = \frac{\Delta h(x_i)}{\Delta x_i}$

$$= \frac{h(x_{i+1}) - h(x_i)}{x_{i+1} - x_i}, \text{ where } x_1 = 0, x_2 = \frac{\pi}{6}, \dots, x_{15}$$

$$= \frac{7\pi}{4}. \text{ This is the set of **third differences** of } f(x).$$

Use your calculator to approximate each value rounded to three decimal places. Plot the points $(x_i, k(x_i))$ for $i = 1, \dots, 14$ on a scatter diagram. What shape does the set of points give? What function does this resemble? Fit a sine curve of best fit to the points. How does that relate to your guess?

- (f) Find the first differences for each consecutive pair of


values in part (e). That is, evaluate $m(x_i) = \frac{\Delta k(x_i)}{\Delta x_i}$

$$= \frac{k(x_{i+1}) - k(x_i)}{x_{i+1} - x_i}, \text{ where } x_1 = 0, x_2 = \frac{\pi}{6}, \dots,$$

$$x_{14} = \frac{5\pi}{3}. \text{ This is the set of **fourth differences** of } f(x).$$

Use your calculator to approximate each value rounded to three decimal places. Plot the points $(x_i, m(x_i))$ for $i = 1, \dots, 13$ on a scatter diagram. What shape does the set of points give? What function does this resemble? Fit a sine curve of best fit to the points. How does that relate to your guess?

- (g) What pattern do you notice about the curves that you found? What happened in part (f)? Can you make a generalization about what happened as you computed the differences? Explain your answers.

- 7. CBL Experiment** Locate the motion detector on a Calculator Based Laboratory (CBL) or a Calculator Based Ranger (CBR) above a bouncing ball.
- Plot the data collected in a scatter diagram with time as the independent variable.
 - Find the quadratic function of best fit for the second bounce.
 - Find the quadratic function of best fit for the third bounce.
 - Find the quadratic function of best fit for the fourth bounce.
 - Compute the maximum height for the second bounce.
 - Compute the maximum height for the third bounce.
 - Compute the maximum height for the fourth bounce.
 - Compute the ratio of the maximum height of the third bounce to the maximum height of the second bounce.
 - Compute the ratio of the maximum height of the fourth bounce to the maximum height of the third bounce.
 -  Compare the results from parts (h) and (i). What do you conclude?