

## Chapter 2

### Functions and Their Graphs

#### Section 2.1

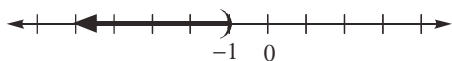
1.  $(-1, 3)$

$$\begin{aligned}
 2. \quad 3(-2)^2 - 5(-2) + \frac{1}{(-2)} &= 3(4) - 5(-2) - \frac{1}{2} \\
 &= 12 + 10 - \frac{1}{2} \\
 &= \frac{43}{2} \text{ or } 21\frac{1}{2} \text{ or } 21.5
 \end{aligned}$$

3. We must not allow the denominator to be 0.  
 $x + 4 \neq 0 \Rightarrow x \neq -4$ ; Domain:  $\{x \mid x \neq -4\}$ .

4.  $3 - 2x > 5$   
 $-2x > 2$   
 $x < -1$

Solution set:  $\{x \mid x < -1\}$  or  $(-\infty, -1)$



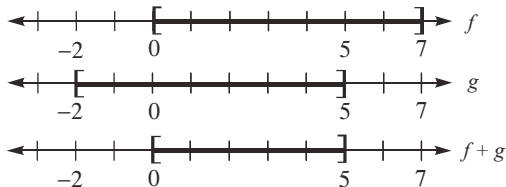
5.  $\sqrt{5} + 2$

6. radicals

7. independent; dependent

8.  $[0, 5]$

We need the intersection of the intervals  $[0, 7]$  and  $[-2, 5]$ . That is, domain of  $f \cap$  domain of  $g$ .



9.  $\neq$ ;  $f, g$

10.  $(g - f)(x)$  or  $g(x) - f(x)$

11. False; every function is a relation, but not every relation is a function. For example, the relation  $x^2 + y^2 = 1$  is not a function.

12. True

13. False; if the domain is not specified, we assume it is the largest set of real numbers for which the value of  $f$  is a real number.

14. False; the domain of  $f(x) = \frac{x^2 - 4}{x}$  is  $\{x \mid x \neq 0\}$ .

15. a

16. c

17. d

18. a

19. Function

Domain: {Elvis, Colleen, Kaleigh, Marissa}  
 Range: {Jan. 8, Mar. 15, Sept. 17}

20. Not a function

21. Not a function

22. Function

Domain: {Less than 9<sup>th</sup> grade, 9<sup>th</sup>-12<sup>th</sup> grade, High School Graduate, Some College, College Graduate}  
 Range: {\$18,120, \$23,251, \$36,055, \$45,810, \$67,165}

23. Not a function

24. Function

Domain:  $\{-2, -1, 3, 4\}$   
 Range:  $\{3, 5, 7, 12\}$

25. Function

Domain:  $\{1, 2, 3, 4\}$   
 Range:  $\{3\}$

26. Function

Domain:  $\{0, 1, 2, 3\}$   
 Range:  $\{-2, 3, 7\}$

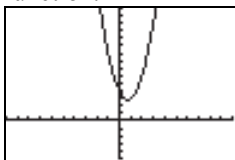
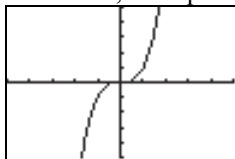
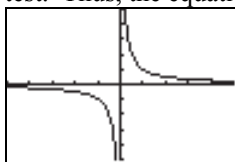
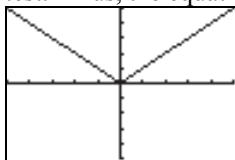
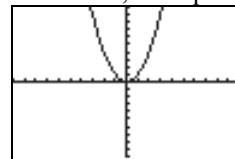
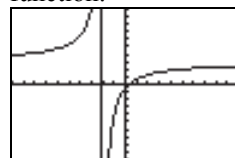
27. Not a function

28. Not a function

29. Function

Domain:  $\{-2, -1, 0, 1\}$ Range:  $\{0, 1, 4\}$ 

30. Function

Domain:  $\{-2, -1, 0, 1\}$ Range:  $\{3, 4, 16\}$ 31. Graph  $y = 2x^2 - 3x + 4$ . The graph passes the vertical line test. Thus, the equation represents a function.32. Graph  $y = x^3$ . The graph passes the vertical line test. Thus, the equation represents a function.33. Graph  $y = \frac{1}{x}$ . The graph passes the vertical line test. Thus, the equation represents a function.34. Graph  $y = |x|$ . The graph passes the vertical line test. Thus, the equation represents a function.35.  $y^2 = 4 - x^2$ Solve for  $y$ :  $y = \pm\sqrt{4 - x^2}$ For  $x = 0$ ,  $y = \pm 2$ . Thus,  $(0, 2)$  and  $(0, -2)$  are on the graph. This is not a function, since a distinct  $x$ -value corresponds to two different  $y$ -values.36.  $y = \pm\sqrt{1 - 2x}$ For  $x = 0$ ,  $y = \pm 1$ . Thus,  $(0, 1)$  and  $(0, -1)$  are on the graph. This is not a function, since a distinct  $x$ -value corresponds to two different  $y$ -values.37.  $x = y^2$ Solve for  $y$ :  $y = \pm\sqrt{x}$ For  $x = 1$ ,  $y = \pm 1$ . Thus,  $(1, 1)$  and  $(1, -1)$  are on the graph. This is not a function, since a distinct  $x$ -value corresponds to two different  $y$ -values.38.  $x + y^2 = 1$ Solve for  $y$ :  $y = \pm\sqrt{1 - x}$ For  $x = 0$ ,  $y = \pm 1$ . Thus,  $(0, 1)$  and  $(0, -1)$  are on the graph. This is not a function, since a distinct  $x$ -value corresponds to two different  $y$ -values.39. Graph  $y = x^2$ . The graph passes the vertical line test. Thus, the equation represents a function.40. Graph  $y = \frac{3x - 1}{x + 2}$ . The graph passes the vertical line test. Thus, the equation represents a function.41.  $2x^2 + 3y^2 = 1$ Solve for  $y$ :  $2x^2 + 3y^2 = 1$ 

$$3y^2 = 1 - 2x^2$$

$$y^2 = \frac{1 - 2x^2}{3}$$

$$y = \pm\sqrt{\frac{1 - 2x^2}{3}}$$

For  $x = 0$ ,  $y = \pm\sqrt{\frac{1}{3}}$ . Thus,  $(0, \sqrt{\frac{1}{3}})$  and $(0, -\sqrt{\frac{1}{3}})$  are on the graph. This is not afunction, since a distinct  $x$ -value corresponds to two different  $y$ -values.

**Chapter 2: Functions and Their Graphs**

42.  $x^2 - 4y^2 = 1$

Solve for  $y$ :  $x^2 - 4y^2 = 1$

$$4y^2 = x^2 - 1$$

$$y^2 = \frac{x^2 - 1}{4}$$

$$y = \frac{\pm\sqrt{x^2 - 1}}{2}$$

For  $x = \sqrt{2}$ ,  $y = \pm\frac{1}{2}$ . Thus,  $(\sqrt{2}, \frac{1}{2})$  and

$(\sqrt{2}, -\frac{1}{2})$  are on the graph. This is not a

function, since a distinct  $x$ -value corresponds to two different  $y$ -values.

43.  $f(x) = 3x^2 + 2x - 4$

a.  $f(0) = 3(0)^2 + 2(0) - 4 = -4$

b.  $f(1) = 3(1)^2 + 2(1) - 4 = 3 + 2 - 4 = 1$

c.  $f(-1) = 3(-1)^2 + 2(-1) - 4 = 3 - 2 - 4 = -3$

d.  $f(-x) = 3(-x)^2 + 2(-x) - 4 = 3x^2 - 2x - 4$

e.  $-f(x) = -(3x^2 + 2x - 4) = -3x^2 - 2x + 4$

f.  $f(x+1) = 3(x+1)^2 + 2(x+1) - 4$   
 $= 3(x^2 + 2x + 1) + 2x + 2 - 4$   
 $= 3x^2 + 6x + 3 + 2x + 2 - 4$   
 $= 3x^2 + 8x + 1$

g.  $f(2x) = 3(2x)^2 + 2(2x) - 4 = 12x^2 + 4x - 4$

h.  $f(x+h) = 3(x+h)^2 + 2(x+h) - 4$   
 $= 3(x^2 + 2xh + h^2) + 2x + 2h - 4$   
 $= 3x^2 + 6xh + 3h^2 + 2x + 2h - 4$

44.  $f(x) = -2x^2 + x - 1$

a.  $f(0) = -2(0)^2 + 0 - 1 = -1$

b.  $f(1) = -2(1)^2 + 1 - 1 = -2$

c.  $f(-1) = -2(-1)^2 + (-1) - 1 = -4$

d.  $f(-x) = -2(-x)^2 + (-x) - 1 = -2x^2 - x - 1$

e.  $-f(x) = -(-2x^2 + x - 1) = 2x^2 - x + 1$

f.  $f(x+1) = -2(x+1)^2 + (x+1) - 1$   
 $= -2(x^2 + 2x + 1) + x + 1 - 1$   
 $= -2x^2 - 4x - 2 + x$   
 $= -2x^2 - 3x - 2$

g.  $f(2x) = -2(2x)^2 + (2x) - 1 = -8x^2 + 2x - 1$

h.  $f(x+h) = -2(x+h)^2 + (x+h) - 1$   
 $= -2(x^2 + 2xh + h^2) + x + h - 1$   
 $= -2x^2 - 4xh - 2h^2 + x + h - 1$

45.  $f(x) = \frac{x}{x^2 + 1}$

a.  $f(0) = \frac{0}{0^2 + 1} = \frac{0}{1} = 0$

b.  $f(1) = \frac{1}{1^2 + 1} = \frac{1}{2}$

c.  $f(-1) = \frac{-1}{(-1)^2 + 1} = \frac{-1}{1 + 1} = -\frac{1}{2}$

d.  $f(-x) = \frac{-x}{(-x)^2 + 1} = \frac{-x}{x^2 + 1}$

e.  $-f(x) = -\left(\frac{x}{x^2 + 1}\right) = \frac{-x}{x^2 + 1}$

f.  $f(x+1) = \frac{x+1}{(x+1)^2 + 1}$   
 $= \frac{x+1}{x^2 + 2x + 1 + 1}$   
 $= \frac{x+1}{x^2 + 2x + 2}$

g.  $f(2x) = \frac{2x}{(2x)^2 + 1} = \frac{2x}{4x^2 + 1}$

h.  $f(x+h) = \frac{x+h}{(x+h)^2 + 1} = \frac{x+h}{x^2 + 2xh + h^2 + 1}$

$$46. f(x) = \frac{x^2 - 1}{x + 4}$$

$$a. f(0) = \frac{0^2 - 1}{0 + 4} = \frac{-1}{4} = -\frac{1}{4}$$

$$b. f(1) = \frac{1^2 - 1}{1 + 4} = \frac{0}{5} = 0$$

$$c. f(-1) = \frac{(-1)^2 - 1}{-1 + 4} = \frac{0}{3} = 0$$

$$d. f(-x) = \frac{(-x)^2 - 1}{-x + 4} = \frac{x^2 - 1}{-x + 4}$$

$$e. -f(x) = -\left(\frac{x^2 - 1}{x + 4}\right) = \frac{-x^2 + 1}{x + 4}$$

$$f. f(x+1) = \frac{(x+1)^2 - 1}{(x+1) + 4} \\ = \frac{x^2 + 2x + 1 - 1}{x + 5} = \frac{x^2 + 2x}{x + 5}$$

$$g. f(2x) = \frac{(2x)^2 - 1}{2x + 4} = \frac{4x^2 - 1}{2x + 4}$$

$$h. f(x+h) = \frac{(x+h)^2 - 1}{(x+h) + 4} = \frac{x^2 + 2xh + h^2 - 1}{x + h + 4}$$

$$47. f(x) = |x| + 4$$

$$a. f(0) = |0| + 4 = 0 + 4 = 4$$

$$b. f(1) = |1| + 4 = 1 + 4 = 5$$

$$c. f(-1) = |-1| + 4 = 1 + 4 = 5$$

$$d. f(-x) = |-x| + 4 = |x| + 4$$

$$e. -f(x) = -(|x| + 4) = -|x| - 4$$

$$f. f(x+1) = |x+1| + 4$$

$$g. f(2x) = |2x| + 4 = 2|x| + 4$$

$$h. f(x+h) = |x+h| + 4$$

$$48. f(x) = \sqrt{x^2 + x}$$

$$a. f(0) = \sqrt{0^2 + 0} = \sqrt{0} = 0$$

$$b. f(1) = \sqrt{1^2 + 1} = \sqrt{2}$$

$$c. f(-1) = \sqrt{(-1)^2 + (-1)} = \sqrt{1-1} = \sqrt{0} = 0$$

$$d. f(-x) = \sqrt{(-x)^2 + (-x)} = \sqrt{x^2 - x}$$

$$e. -f(x) = -(\sqrt{x^2 + x}) = -\sqrt{x^2 + x}$$

$$f. f(x+1) = \sqrt{(x+1)^2 + (x+1)} \\ = \sqrt{x^2 + 2x + 1 + x + 1} \\ = \sqrt{x^2 + 3x + 2}$$

$$g. f(2x) = \sqrt{(2x)^2 + 2x} = \sqrt{4x^2 + 2x}$$

$$h. f(x+h) = \sqrt{(x+h)^2 + (x+h)} \\ = \sqrt{x^2 + 2xh + h^2 + x + h}$$

$$49. f(x) = \frac{2x+1}{3x-5}$$

$$a. f(0) = \frac{2(0)+1}{3(0)-5} = \frac{0+1}{0-5} = -\frac{1}{5}$$

$$b. f(1) = \frac{2(1)+1}{3(1)-5} = \frac{2+1}{3-5} = \frac{3}{-2} = -\frac{3}{2}$$

$$c. f(-1) = \frac{2(-1)+1}{3(-1)-5} = \frac{-2+1}{-3-5} = \frac{-1}{-8} = \frac{1}{8}$$

$$d. f(-x) = \frac{2(-x)+1}{3(-x)-5} = \frac{-2x+1}{-3x-5} = \frac{2x-1}{3x+5}$$

$$e. -f(x) = -\left(\frac{2x+1}{3x-5}\right) = \frac{-2x-1}{3x-5}$$

$$f. f(x+1) = \frac{2(x+1)+1}{3(x+1)-5} = \frac{2x+2+1}{3x+3-5} = \frac{2x+3}{3x-2}$$

$$g. f(2x) = \frac{2(2x)+1}{3(2x)-5} = \frac{4x+1}{6x-5}$$

$$h. f(x+h) = \frac{2(x+h)+1}{3(x+h)-5} = \frac{2x+2h+1}{3x+3h-5}$$

**Chapter 2: Functions and Their Graphs**

50.  $f(x) = 1 - \frac{1}{(x+2)^2}$

a.  $f(0) = 1 - \frac{1}{(0+2)^2} = 1 - \frac{1}{4} = \frac{3}{4}$

b.  $f(1) = 1 - \frac{1}{(1+2)^2} = 1 - \frac{1}{9} = \frac{8}{9}$

c.  $f(-1) = 1 - \frac{1}{(-1+2)^2} = 1 - \frac{1}{1} = 0$

d.  $f(-x) = 1 - \frac{1}{(-x+2)^2}$

e.  $-f(x) = -\left(1 - \frac{1}{(x+2)^2}\right) = \frac{1}{(x+2)^2} - 1$

f.  $f(x+1) = 1 - \frac{1}{(x+1+2)^2} = 1 - \frac{1}{(x+3)^2}$

g.  $f(2x) = 1 - \frac{1}{(2x+2)^2} = 1 - \frac{1}{4(x+1)^2}$

h.  $f(x+h) = 1 - \frac{1}{(x+h+2)^2}$

51.  $f(x) = -5x + 4$

Domain:  $\{x \mid x \text{ is any real number}\}$

52.  $f(x) = x^2 + 2$

Domain:  $\{x \mid x \text{ is any real number}\}$

53.  $f(x) = \frac{x}{x^2 + 1}$

Domain:  $\{x \mid x \text{ is any real number}\}$

54.  $f(x) = \frac{x^2}{x^2 + 1}$

Domain:  $\{x \mid x \text{ is any real number}\}$

55.  $g(x) = \frac{x}{x^2 - 16}$

$x^2 - 16 \neq 0$

$x^2 \neq 16 \Rightarrow x \neq \pm 4$

Domain:  $\{x \mid x \neq -4, x \neq 4\}$

56.  $h(x) = \frac{2x}{x^2 - 4}$

$x^2 - 4 \neq 0$

$x^2 \neq 4 \Rightarrow x \neq \pm 2$

Domain:  $\{x \mid x \neq -2, x \neq 2\}$

57.  $F(x) = \frac{x-2}{x^3 + x}$

$x^3 + x \neq 0$

$x(x^2 + 1) \neq 0$

$x \neq 0, x^2 \neq -1$

Domain:  $\{x \mid x \neq 0\}$

58.  $G(x) = \frac{x+4}{x^3 - 4x}$

$x^3 - 4x \neq 0$

$x(x^2 - 4) \neq 0$

$x \neq 0, x^2 \neq 4$

$x \neq 0, x \neq \pm 2$

Domain:  $\{x \mid x \neq -2, x \neq 0, x \neq 2\}$

59.  $h(x) = \sqrt{3x - 12}$

$3x - 12 \geq 0$

$3x \geq 12$

$x \geq 4$

Domain:  $\{x \mid x \geq 4\}$

60.  $G(x) = \sqrt{1-x}$

$1-x \geq 0$

$-x \geq -1$

$x \leq 1$

Domain:  $\{x \mid x \leq 1\}$

61.  $p(x) = \sqrt{\frac{2}{x-1}} = \frac{\sqrt{2}}{\sqrt{x-1}}$

$x-1 > 0$

$x > 1$

Domain:  $\{x \mid x > 1\}$

$$62. f(x) = \frac{4}{\sqrt{x-9}}$$

$$x-9 > 0$$

$$x > 9$$

$$\text{Domain: } \{x \mid x > 9\}$$

$$63. f(x) = \frac{x}{\sqrt{x-4}}$$

$$x-4 > 0$$

$$x > 4$$

$$\text{Domain: } \{x \mid x > 4\}$$

$$64. q(x) = \frac{-x}{\sqrt{-x-2}}$$

$$-x-2 > 0$$

$$-x > 2$$

$$x < -2$$

$$\text{Domain: } \{x \mid x < -2\}$$

$$65. P(t) = \frac{\sqrt{t-4}}{3t-21}$$

$$t-4 \geq 0$$

$$t \geq 4$$

$$\text{Also } 3t-21 \neq 0$$

$$3t-21 \neq 0$$

$$3t \neq 21$$

$$t \neq 7$$

$$\text{Domain: } \{t \mid t \geq 4, t \neq 7\}$$

$$66. h(z) = \frac{\sqrt{z+3}}{z-2}$$

$$z+3 \geq 0$$

$$z \geq -3$$

$$\text{Also } z-2 \neq 0$$

$$z \neq 2$$

$$\text{Domain: } \{z \mid z \geq -3, z \neq 2\}$$

$$67. f(x) = 3x+4 \quad g(x) = 2x-3$$

$$\text{a. } (f+g)(x) = 3x+4+2x-3 = 5x+1$$

$$\text{Domain: } \{x \mid x \text{ is any real number}\}$$

$$\text{b. } (f-g)(x) = (3x+4) - (2x-3)$$

$$= 3x+4-2x+3$$

$$= x+7$$

$$\text{Domain: } \{x \mid x \text{ is any real number}\}$$

$$\text{c. } (f \cdot g)(x) = (3x+4)(2x-3)$$

$$= 6x^2 - 9x + 8x - 12$$

$$= 6x^2 - x - 12$$

$$\text{Domain: } \{x \mid x \text{ is any real number}\}$$

$$\text{d. } \left(\frac{f}{g}\right)(x) = \frac{3x+4}{2x-3}$$

$$2x-3 \neq 0 \Rightarrow 2x \neq 3 \Rightarrow x \neq \frac{3}{2}$$

$$\text{Domain: } \left\{x \mid x \neq \frac{3}{2}\right\}$$

$$\text{e. } (f+g)(3) = 5(3)+1 = 15+1 = 16$$

$$\text{f. } (f-g)(4) = 4+7 = 11$$

$$\text{g. } (f \cdot g)(2) = 6(2)^2 - 2 - 12 = 24 - 2 - 12 = 10$$

$$\text{h. } \left(\frac{f}{g}\right)(1) = \frac{3(1)+4}{2(1)-3} = \frac{3+4}{2-3} = \frac{7}{-1} = -7$$

$$68. f(x) = 2x+1 \quad g(x) = 3x-2$$

$$\text{a. } (f+g)(x) = 2x+1+3x-2 = 5x-1$$

$$\text{Domain: } \{x \mid x \text{ is any real number}\}$$

$$\text{b. } (f-g)(x) = (2x+1) - (3x-2)$$

$$= 2x+1-3x+2$$

$$= -x+3$$

$$\text{Domain: } \{x \mid x \text{ is any real number}\}$$

$$\text{c. } (f \cdot g)(x) = (2x+1)(3x-2)$$

$$= 6x^2 - 4x + 3x - 2$$

$$= 6x^2 - x - 2$$

$$\text{Domain: } \{x \mid x \text{ is any real number}\}$$

$$\text{d. } \left(\frac{f}{g}\right)(x) = \frac{2x+1}{3x-2}$$

$$3x-2 \neq 0$$

$$3x \neq 2 \Rightarrow x \neq \frac{2}{3}$$

$$\text{Domain: } \left\{x \mid x \neq \frac{2}{3}\right\}$$

**Chapter 2: Functions and Their Graphs**

e.  $(f + g)(3) = 5(3) - 1 = 15 - 1 = 14$

f.  $(f - g)(4) = -4 + 3 = -1$

g.  $(f \cdot g)(2) = 6(2)^2 - 2 - 2$   
 $= 6(4) - 2 - 2$   
 $= 24 - 2 - 2 = 20$

h.  $\left(\frac{f}{g}\right)(1) = \frac{2(1)+1}{3(1)-2} = \frac{2+1}{3-2} = \frac{3}{1} = 3$

69.  $f(x) = x - 1$       $g(x) = 2x^2$

a.  $(f + g)(x) = x - 1 + 2x^2 = 2x^2 + x - 1$   
 Domain:  $\{x \mid x \text{ is any real number}\}$ .

b.  $(f - g)(x) = (x - 1) - (2x^2)$   
 $= x - 1 - 2x^2$   
 $= -2x^2 + x - 1$   
 Domain:  $\{x \mid x \text{ is any real number}\}$ .

c.  $(f \cdot g)(x) = (x - 1)(2x^2) = 2x^3 - 2x^2$   
 Domain:  $\{x \mid x \text{ is any real number}\}$ .

d.  $\left(\frac{f}{g}\right)(x) = \frac{x-1}{2x^2}$   
 Domain:  $\{x \mid x \neq 0\}$ .

e.  $(f + g)(3) = 2(3)^2 + 3 - 1$   
 $= 2(9) + 3 - 1$   
 $= 18 + 3 - 1 = 20$

f.  $(f - g)(4) = -2(4)^2 + 4 - 1$   
 $= -2(16) + 4 - 1$   
 $= -32 + 4 - 1 = -29$

g.  $(f \cdot g)(2) = 2(2)^3 - 2(2)^2$   
 $= 2(8) - 2(4)$   
 $= 16 - 8 = 8$

h.  $\left(\frac{f}{g}\right)(1) = \frac{1-1}{2(1)^2} = \frac{0}{2(1)} = \frac{0}{2} = 0$

70.  $f(x) = 2x^2 + 3$       $g(x) = 4x^3 + 1$

a.  $(f + g)(x) = 2x^2 + 3 + 4x^3 + 1$   
 $= 4x^3 + 2x^2 + 4$   
 Domain:  $\{x \mid x \text{ is any real number}\}$ .

b.  $(f - g)(x) = (2x^2 + 3) - (4x^3 + 1)$   
 $= 2x^2 + 3 - 4x^3 - 1$   
 $= -4x^3 + 2x^2 + 2$   
 Domain:  $\{x \mid x \text{ is any real number}\}$ .

c.  $(f \cdot g)(x) = (2x^2 + 3)(4x^3 + 1)$   
 $= 8x^5 + 12x^3 + 2x^2 + 3$   
 Domain:  $\{x \mid x \text{ is any real number}\}$ .

d.  $\left(\frac{f}{g}\right)(x) = \frac{2x^2 + 3}{4x^3 + 1}$   
 $4x^3 + 1 \neq 0$   
 $4x^3 \neq -1$   
 $x^3 \neq -\frac{1}{4} \Rightarrow x \neq \sqrt[3]{-\frac{1}{4}} = -\frac{\sqrt[3]{2}}{2}$   
 Domain:  $\left\{x \mid x \neq -\frac{\sqrt[3]{2}}{2}\right\}$ .

e.  $(f + g)(3) = 4(3)^3 + 2(3)^2 + 4$   
 $= 4(27) + 2(9) + 4$   
 $= 108 + 18 + 4 = 130$

f.  $(f - g)(4) = -4(4)^3 + 2(4)^2 + 2$   
 $= -4(64) + 2(16) + 2$   
 $= -256 + 32 + 2 = -222$

g.  $(f \cdot g)(2) = 8(2)^5 + 12(2)^3 + 2(2)^2 + 3$   
 $= 8(32) + 12(8) + 2(4) + 3$   
 $= 256 + 96 + 8 + 3 = 363$

h.  $\left(\frac{f}{g}\right)(1) = \frac{2(1)^2 + 3}{4(1)^3 + 1} = \frac{2(1) + 3}{4(1) + 1} = \frac{2 + 3}{4 + 1} = \frac{5}{5} = 1$

71.  $f(x) = \sqrt{x}$      $g(x) = 3x - 5$
- a.  $(f + g)(x) = \sqrt{x} + 3x - 5$   
Domain:  $\{x \mid x \geq 0\}$ .
- b.  $(f - g)(x) = \sqrt{x} - (3x - 5) = \sqrt{x} - 3x + 5$   
Domain:  $\{x \mid x \geq 0\}$ .
- c.  $(f \cdot g)(x) = \sqrt{x}(3x - 5) = 3x\sqrt{x} - 5\sqrt{x}$   
Domain:  $\{x \mid x \geq 0\}$ .
- d.  $\left(\frac{f}{g}\right)(x) = \frac{\sqrt{x}}{3x - 5}$   
 $x \geq 0$  and  $3x - 5 \neq 0$   
 $3x \neq 5 \Rightarrow x \neq \frac{5}{3}$   
Domain:  $\left\{x \mid x \geq 0 \text{ and } x \neq \frac{5}{3}\right\}$ .
- e.  $(f + g)(3) = \sqrt{3} + 3(3) - 5$   
 $= \sqrt{3} + 9 - 5 = \sqrt{3} + 4$
- f.  $(f - g)(4) = \sqrt{4} - 3(4) + 5$   
 $= 2 - 12 + 5 = -5$
- g.  $(f \cdot g)(2) = 3(2)\sqrt{2} - 5\sqrt{2}$   
 $= 6\sqrt{2} - 5\sqrt{2} = \sqrt{2}$
- h.  $\left(\frac{f}{g}\right)(1) = \frac{\sqrt{1}}{3(1) - 5} = \frac{1}{3 - 5} = \frac{1}{-2} = -\frac{1}{2}$
72.  $f(x) = |x|$      $g(x) = x$
- a.  $(f + g)(x) = |x| + x$   
Domain:  $\{x \mid x \text{ is any real number}\}$ .
- b.  $(f - g)(x) = |x| - x$   
Domain:  $\{x \mid x \text{ is any real number}\}$ .
- c.  $(f \cdot g)(x) = |x| \cdot x = x|x|$   
Domain:  $\{x \mid x \text{ is any real number}\}$ .
- d.  $\left(\frac{f}{g}\right)(x) = \frac{|x|}{x}$   
Domain:  $\{x \mid x \neq 0\}$ .
- e.  $(f + g)(3) = |3| + 3 = 3 + 3 = 6$
- f.  $(f - g)(4) = |4| - 4 = 4 - 4 = 0$
- g.  $(f \cdot g)(2) = 2|2| = 2 \cdot 2 = 4$
- h.  $\left(\frac{f}{g}\right)(1) = \frac{|1|}{1} = \frac{1}{1} = 1$
73.  $f(x) = 1 + \frac{1}{x}$      $g(x) = \frac{1}{x}$
- a.  $(f + g)(x) = 1 + \frac{1}{x} + \frac{1}{x} = 1 + \frac{2}{x}$   
Domain:  $\{x \mid x \neq 0\}$ .
- b.  $(f - g)(x) = 1 + \frac{1}{x} - \frac{1}{x} = 1$   
Domain:  $\{x \mid x \neq 0\}$ .
- c.  $(f \cdot g)(x) = \left(1 + \frac{1}{x}\right)\frac{1}{x} = \frac{1}{x} + \frac{1}{x^2}$   
Domain:  $\{x \mid x \neq 0\}$ .
- d.  $\left(\frac{f}{g}\right)(x) = \frac{1 + \frac{1}{x}}{\frac{1}{x}} = \frac{x + 1}{1} = \frac{x + 1}{1} \cdot \frac{x}{x} = x + 1$   
Domain:  $\{x \mid x \neq 0\}$ .
- e.  $(f + g)(3) = 1 + \frac{2}{3} = \frac{5}{3}$
- f.  $(f - g)(4) = 1$
- g.  $(f \cdot g)(2) = \frac{1}{2} + \frac{1}{(2)^2} = \frac{1}{2} + \frac{1}{4} = \frac{3}{4}$
- h.  $\left(\frac{f}{g}\right)(1) = 1 + 1 = 2$
74.  $f(x) = \sqrt{x - 1}$      $g(x) = \sqrt{4 - x}$
- a.  $(f + g)(x) = \sqrt{x - 1} + \sqrt{4 - x}$   
 $x - 1 \geq 0$  and  $4 - x \geq 0$   
 $x \geq 1$  and  $-x \geq -4$   
 $x \leq 4$   
Domain:  $\{x \mid 1 \leq x \leq 4\}$ .



**Chapter 2: Functions and Their Graphs**

b.  $(f - g)(x) = \sqrt{x-1} - \sqrt{4-x}$   
 $x-1 \geq 0$  and  $4-x \geq 0$   
 $x \geq 1$  and  $-x \geq -4$   
 $x \leq 4$

Domain:  $\{x \mid 1 \leq x \leq 4\}$ .

c.  $(f \cdot g)(x) = (\sqrt{x-1})(\sqrt{4-x})$   
 $= \sqrt{-x^2 + 5x - 4}$   
 $x-1 \geq 0$  and  $4-x \geq 0$   
 $x \geq 1$  and  $-x \geq -4$   
 $x \leq 4$

Domain:  $\{x \mid 1 \leq x \leq 4\}$ .

d.  $\left(\frac{f}{g}\right)(x) = \frac{\sqrt{x-1}}{\sqrt{4-x}} = \sqrt{\frac{x-1}{4-x}}$   
 $x-1 \geq 0$  and  $4-x > 0$   
 $x \geq 1$  and  $-x > -4$   
 $x < 4$

Domain:  $\{x \mid 1 \leq x < 4\}$ .

e.  $(f + g)(3) = \sqrt{3-1} + \sqrt{4-3}$   
 $= \sqrt{2} + \sqrt{1} = \sqrt{2} + 1$

f.  $(f - g)(4) = \sqrt{4-1} - \sqrt{4-4}$   
 $= \sqrt{3} - \sqrt{0} = \sqrt{3} - 0 = \sqrt{3}$

g.  $(f \cdot g)(2) = \sqrt{-(2)^2 + 5(2) - 4}$   
 $= \sqrt{-4 + 10 - 4} = \sqrt{2}$

h.  $\left(\frac{f}{g}\right)(1) = \sqrt{\frac{1-1}{4-1}} = \sqrt{\frac{0}{3}} = \sqrt{0} = 0$

75.  $f(x) = \frac{2x+3}{3x-2}$        $g(x) = \frac{4x}{3x-2}$

a.  $(f + g)(x) = \frac{2x+3}{3x-2} + \frac{4x}{3x-2}$   
 $= \frac{2x+3+4x}{3x-2} = \frac{6x+3}{3x-2}$

$3x-2 \neq 0$

$3x \neq 2 \Rightarrow x \neq \frac{2}{3}$

Domain:  $\{x \mid x \neq \frac{2}{3}\}$ .

b.  $(f - g)(x) = \frac{2x+3}{3x-2} - \frac{4x}{3x-2}$   
 $= \frac{2x+3-4x}{3x-2} = \frac{-2x+3}{3x-2}$

$3x-2 \neq 0$

$3x \neq 2 \Rightarrow x \neq \frac{2}{3}$

Domain:  $\{x \mid x \neq \frac{2}{3}\}$ .

c.  $(f \cdot g)(x) = \left(\frac{2x+3}{3x-2}\right)\left(\frac{4x}{3x-2}\right) = \frac{8x^2+12x}{(3x-2)^2}$

$3x-2 \neq 0$

$3x \neq 2 \Rightarrow x \neq \frac{2}{3}$

Domain:  $\{x \mid x \neq \frac{2}{3}\}$ .

d.  $\left(\frac{f}{g}\right)(x) = \frac{\frac{2x+3}{3x-2}}{\frac{4x}{3x-2}} = \frac{2x+3}{3x-2} \cdot \frac{3x-2}{4x} = \frac{2x+3}{4x}$

$3x-2 \neq 0$  and  $x \neq 0$

$3x \neq 2$

$x \neq \frac{2}{3}$

Domain:  $\{x \mid x \neq \frac{2}{3} \text{ and } x \neq 0\}$ .

e.  $(f + g)(3) = \frac{6(3)+3}{3(3)-2} = \frac{18+3}{9-2} = \frac{21}{7} = 3$

f.  $(f - g)(4) = \frac{-2(4)+3}{3(4)-2} = \frac{-8+3}{12-2} = \frac{-5}{10} = -\frac{1}{2}$

g.  $(f \cdot g)(2) = \frac{8(2)^2+12(2)}{(3(2)-2)^2}$   
 $= \frac{8(4)+24}{(6-2)^2} = \frac{32+24}{(4)^2} = \frac{56}{16} = \frac{7}{2}$

h.  $\left(\frac{f}{g}\right)(1) = \frac{2(1)+3}{4(1)} = \frac{2+3}{4} = \frac{5}{4}$

$$76. f(x) = \sqrt{x+1} \quad g(x) = \frac{2}{x}$$

$$\text{a. } (f+g)(x) = \sqrt{x+1} + \frac{2}{x}$$

$$x+1 \geq 0 \quad \text{and} \quad x \neq 0$$

$$x \geq -1$$

$$\text{Domain: } \{x \mid x \geq -1, \text{ and } x \neq 0\}.$$

$$\text{b. } (f-g)(x) = \sqrt{x+1} - \frac{2}{x}$$

$$x+1 \geq 0 \quad \text{and} \quad x \neq 0$$

$$x \geq -1$$

$$\text{Domain: } \{x \mid x \geq -1, \text{ and } x \neq 0\}.$$

$$\text{c. } (f \cdot g)(x) = \sqrt{x+1} \cdot \frac{2}{x} = \frac{2\sqrt{x+1}}{x}$$

$$x+1 \geq 0 \quad \text{and} \quad x \neq 0$$

$$x \geq -1$$

$$\text{Domain: } \{x \mid x \geq -1, \text{ and } x \neq 0\}.$$

$$\text{d. } \left(\frac{f}{g}\right)(x) = \frac{\sqrt{x+1}}{\frac{2}{x}} = \frac{x\sqrt{x+1}}{2}$$

$$x+1 \geq 0 \quad \text{and} \quad x \neq 0$$

$$x \geq -1$$

$$\text{Domain: } \{x \mid x \geq -1, \text{ and } x \neq 0\}.$$

$$\text{e. } (f+g)(3) = \sqrt{3+1} + \frac{2}{3} = \sqrt{4} + \frac{2}{3} = 2 + \frac{2}{3} = \frac{8}{3}$$

$$\text{f. } (f-g)(4) = \sqrt{4+1} - \frac{2}{4} = \sqrt{5} - \frac{1}{2}$$

$$\text{g. } (f \cdot g)(2) = \frac{2\sqrt{2+1}}{2} = \frac{2\sqrt{3}}{2} = \sqrt{3}$$

$$\text{h. } \left(\frac{f}{g}\right)(1) = \frac{1\sqrt{1+1}}{2} = \frac{\sqrt{2}}{2}$$

$$77. f(x) = 3x+1 \quad (f+g)(x) = 6 - \frac{1}{2}x$$

$$6 - \frac{1}{2}x = 3x+1 + g(x)$$

$$5 - \frac{7}{2}x = g(x)$$

$$g(x) = 5 - \frac{7}{2}x$$

$$78. f(x) = \frac{1}{x} \quad \left(\frac{f}{g}\right)(x) = \frac{x+1}{x^2-x}$$

$$\frac{x+1}{x^2-x} = \frac{\frac{1}{x}}{g(x)}$$

$$g(x) = \frac{\frac{1}{x}}{\frac{x+1}{x^2-x}} = \frac{1}{x} \cdot \frac{x^2-x}{x+1}$$

$$= \frac{1}{x} \cdot \frac{x(x-1)}{x+1} = \frac{x-1}{x+1}$$

$$79. f(x) = 4x+3$$

$$\frac{f(x+h) - f(x)}{h} = \frac{4(x+h)+3 - (4x+3)}{h}$$

$$= \frac{4x+4h+3-4x-3}{h}$$

$$= \frac{4h}{h} = 4$$

$$80. f(x) = -3x+1$$

$$\frac{f(x+h) - f(x)}{h} = \frac{-3(x+h)+1 - (-3x+1)}{h}$$

$$= \frac{-3x-3h+1+3x-1}{h}$$

$$= \frac{-3h}{h} = -3$$

$$81. f(x) = x^2 - 4$$

$$\frac{f(x+h) - f(x)}{h}$$

$$= \frac{(x+h)^2 - 4 - (x^2 - 4)}{h}$$

$$= \frac{x^2 + 2xh + h^2 - 4 - x^2 + 4}{h}$$

$$= \frac{2xh + h^2}{h}$$

$$= 2x + h$$

**Chapter 2: Functions and Their Graphs**

$$\begin{aligned}
 82. \quad f(x) &= 3x^2 + 2 \\
 \frac{f(x+h) - f(x)}{h} &= \frac{3(x+h)^2 + 2 - (3x^2 + 2)}{h} \\
 &= \frac{3x^2 + 6xh + 3h^2 + 2 - 3x^2 - 2}{h} \\
 &= \frac{6xh + 3h^2}{h} \\
 &= 6x + 3h
 \end{aligned}$$

$$\begin{aligned}
 83. \quad f(x) &= x^2 - x + 4 \\
 \frac{f(x+h) - f(x)}{h} &= \frac{(x+h)^2 - (x+h) + 4 - (x^2 - x + 4)}{h} \\
 &= \frac{x^2 + 2xh + h^2 - x - h + 4 - x^2 + x - 4}{h} \\
 &= \frac{2xh + h^2 - h}{h} \\
 &= 2x + h - 1
 \end{aligned}$$

$$\begin{aligned}
 84. \quad f(x) &= 3x^2 - 2x + 6 \\
 \frac{f(x+h) - f(x)}{h} &= \frac{[3(x+h)^2 - 2(x+h) + 6] - [3x^2 - 2x + 6]}{h} \\
 &= \frac{3(x^2 + 2xh + h^2) - 2x - 2h + 6 - 3x^2 + 2x - 6}{h} \\
 &= \frac{3x^2 + 6xh + 3h^2 - 2h - 3x^2}{h} = \frac{6xh + 3h^2 - 2h}{h} \\
 &= 6x + 3h - 2
 \end{aligned}$$

$$\begin{aligned}
 85. \quad f(x) &= \frac{1}{x^2} \\
 \frac{f(x+h) - f(x)}{h} &= \frac{\frac{1}{(x+h)^2} - \frac{1}{x^2}}{h} \\
 &= \frac{\frac{x^2 - (x+h)^2}{x^2(x+h)^2}}{h} \\
 &= \frac{x - (x^2 + 2xh + h^2)}{x^2(x+h)^2} \\
 &= \frac{\left(\frac{1}{h}\right) \frac{-2xh - h^2}{x^2(x+h)^2}}{\left(\frac{1}{h}\right) \frac{h(-2x-h)}{x^2(x+h)^2}} \\
 &= \frac{-2x-h}{x^2(x+h)^2} = \frac{-(2x+h)}{x^2(x+h)^2}
 \end{aligned}$$

$$\begin{aligned}
 86. \quad f(x) &= \frac{1}{x+3} \\
 \frac{f(x+h) - f(x)}{h} &= \frac{\frac{1}{x+h+3} - \frac{1}{x+3}}{h} \\
 &= \frac{x+3 - (x+3+h)}{(x+h+3)(x+3)} \\
 &= \frac{\left(\frac{x+3-x-3-h}{(x+h+3)(x+3)}\right) \left(\frac{1}{h}\right)}{\left(\frac{-h}{(x+h+3)(x+3)}\right) \left(\frac{1}{h}\right)} \\
 &= \frac{-1}{(x+h+3)(x+3)}
 \end{aligned}$$

$$\begin{aligned}
 87. \quad f(x) &= \frac{2x}{x+3} \\
 \frac{f(x+h) - f(x)}{h} &= \frac{\frac{2(x+h)}{x+h+3} - \frac{2x}{x+3}}{h} \\
 &= \frac{2(x+h)(x+3) - 2x(x+h+3)}{h(x+h+3)(x+3)} \\
 &= \frac{2x^2 + 6x + 2hx + 6h - 2x^2 - 6x - 2xh}{h(x+h+3)(x+3)} \\
 &= \frac{6h}{(x+h+3)(x+3)} \cdot \frac{1}{h} \\
 &= \frac{6}{(x+h+3)(x+3)}
 \end{aligned}$$

$$\begin{aligned}
 88. \quad f(x) &= \frac{5x}{x-4} \\
 \frac{f(x+h) - f(x)}{h} &= \frac{\frac{5(x+h)}{x+h-4} - \frac{5x}{x-4}}{h} \\
 &= \frac{5(x+h)(x-4) - 5x(x-4+h)}{h(x+h-4)(x-4)} \\
 &= \frac{5x^2 - 20x + 5hx - 20h - 5x^2 + 20x - 5xh}{h(x+h-4)(x-4)} \\
 &= \frac{-20h}{(x+h-4)(x-4)} \cdot \frac{1}{h} \\
 &= -\frac{20}{(x+h-4)(x-4)}
 \end{aligned}$$

$$\begin{aligned}
 89. \quad f(x) &= \sqrt{x-2} \\
 \frac{f(x+h) - f(x)}{h} &= \frac{\sqrt{x+h-2} - \sqrt{x-2}}{h} \\
 &= \frac{\sqrt{x+h-2} - \sqrt{x-2}}{h} \cdot \frac{\sqrt{x+h-2} + \sqrt{x-2}}{\sqrt{x+h-2} + \sqrt{x-2}} \\
 &= \frac{x+h-2 - x+2}{h(\sqrt{x+h-2} + \sqrt{x-2})} \\
 &= \frac{h}{h(\sqrt{x+h-2} + \sqrt{x-2})} \\
 &= \frac{1}{\sqrt{x+h-2} + \sqrt{x-2}}
 \end{aligned}$$

$$\begin{aligned}
 90. \quad f(x) &= \sqrt{x+1} \\
 \frac{f(x+h) - f(x)}{h} &= \frac{\sqrt{x+h+1} - \sqrt{x+1}}{h} \\
 &= \frac{\sqrt{x+h+1} - \sqrt{x+1}}{h} \cdot \frac{\sqrt{x+h+1} + \sqrt{x+1}}{\sqrt{x+h+1} + \sqrt{x+1}} \\
 &= \frac{x+h+1 - (x+1)}{h(\sqrt{x+h+1} + \sqrt{x+1})} = \frac{h}{h(\sqrt{x+h+1} + \sqrt{x+1})} \\
 &= \frac{1}{\sqrt{x+h+1} + \sqrt{x+1}}
 \end{aligned}$$

$$\begin{aligned}
 91. \quad 11 &= x^2 - 2x + 3 \\
 0 &= x^2 - 2x - 8 \\
 0 &= (x-4)(x+2) \\
 x-4 &= 0 \quad \text{or} \quad x+2 = 0 \\
 x &= 4 \quad \text{or} \quad x = -2
 \end{aligned}$$

The solution set is:  $\{-2, 4\}$

**Chapter 2: Functions and Their Graphs**

$$\begin{aligned}
 92. \quad -\frac{7}{16} &= \frac{5}{6}x - \frac{3}{4} \\
 -\frac{7}{16} + \frac{3}{4} &= \frac{5}{6}x \\
 \frac{5}{6}x &= -\frac{7}{16} + \frac{12}{16} \\
 \frac{5}{6}x &= \frac{5}{16} \\
 x &= \frac{5}{16} \cdot \frac{6}{5} = \frac{3}{8}
 \end{aligned}$$

The solution set is:  $\frac{3}{8}$

$$\begin{aligned}
 93. \quad f(x) &= 2x^3 + Ax^2 + 4x - 5 \text{ and } f(2) = 5 \\
 f(2) &= 2(2)^3 + A(2)^2 + 4(2) - 5 \\
 5 &= 16 + 4A + 8 - 5 \\
 5 &= 4A + 19 \\
 -14 &= 4A \\
 A &= \frac{-14}{4} = -\frac{7}{2}
 \end{aligned}$$

$$\begin{aligned}
 94. \quad f(x) &= 3x^2 - Bx + 4 \text{ and } f(-1) = 12 : \\
 f(-1) &= 3(-1)^2 - B(-1) + 4 \\
 12 &= 3 + B + 4 \\
 B &= 5
 \end{aligned}$$

$$\begin{aligned}
 95. \quad f(x) &= \frac{3x+8}{2x-A} \text{ and } f(0) = 2 \\
 f(0) &= \frac{3(0)+8}{2(0)-A} \\
 2 &= \frac{8}{-A} \\
 -2A &= 8 \\
 A &= -4
 \end{aligned}$$

$$\begin{aligned}
 96. \quad f(x) &= \frac{2x-B}{3x+4} \text{ and } f(2) = \frac{1}{2} \\
 f(2) &= \frac{2(2)-B}{3(2)+4} \\
 \frac{1}{2} &= \frac{4-B}{10} \\
 5 &= 4-B \\
 B &= -1
 \end{aligned}$$

97. Let  $x$  represent the length of the rectangle.  
Then,  $\frac{x}{2}$  represents the width of the rectangle since the length is twice the width. The function for the area is:  $A(x) = x \cdot \frac{x}{2} = \frac{x^2}{2} = \frac{1}{2}x^2$

98. Let  $x$  represent the length of one of the two equal sides. The function for the area is:  
 $A(x) = \frac{1}{2} \cdot x \cdot x = \frac{1}{2}x^2$

99. Let  $x$  represent the number of hours worked. The function for the gross salary is:  
 $G(x) = 14x$

100. Let  $x$  represent the number of items sold. The function for the gross salary is:  
 $G(x) = 10x + 100$

101. a.  $P$  is the dependent variable;  $a$  is the independent variable

$$\begin{aligned}
 \text{b. } P(20) &= 0.014(20)^2 - 5.073(20) + 327.287 \\
 &= 5.6 - 101.46 + 327.287 \\
 &= 231.427
 \end{aligned}$$

In 2012 there are 231.427 million people who are 20 years of age or older.

$$\begin{aligned}
 \text{c. } P(0) &= 0.014(0)^2 - 5.073(0) + 327.287 \\
 &= 327.287
 \end{aligned}$$

In 2012 there are 327.237 million people.

102. a.  $N$  is the dependent variable;  $r$  is the independent variable

$$\begin{aligned}
 \text{b. } N(3) &= -1.35(3)^2 + 15.45(3) - 20.71 \\
 &= -12.15 + 46.35 - 20.71 \\
 &= 13.49
 \end{aligned}$$

In 2012, there are 13.49 million housing units with 3 rooms.

103. a.  $H(1) = 20 - 4.9(1)^2$   
 $= 20 - 4.9 = 15.1$  meters  
 $H(1.1) = 20 - 4.9(1.1)^2$   
 $= 20 - 4.9(1.21)$   
 $= 20 - 5.929 = 14.071$  meters  
 $H(1.2) = 20 - 4.9(1.2)^2$   
 $= 20 - 4.9(1.44)$   
 $= 20 - 7.056 = 12.944$  meters  
 $H(1.3) = 20 - 4.9(1.3)^2$   
 $= 20 - 4.9(1.69)$   
 $= 20 - 8.281 = 11.719$  meters

b.  $H(x) = 15$ :  
 $15 = 20 - 4.9x^2$   
 $-5 = -4.9x^2$   
 $x^2 \approx 1.0204$   
 $x \approx 1.01$  seconds

$H(x) = 10$ :  
 $10 = 20 - 4.9x^2$   
 $-10 = -4.9x^2$   
 $x^2 \approx 2.0408$   
 $x \approx 1.43$  seconds

$H(x) = 5$ :  
 $5 = 20 - 4.9x^2$   
 $-15 = -4.9x^2$   
 $x^2 \approx 3.0612$   
 $x \approx 1.75$  seconds

c.  $H(x) = 0$   
 $0 = 20 - 4.9x^2$   
 $-20 = -4.9x^2$   
 $x^2 \approx 4.0816$   
 $x \approx 2.02$  seconds

104. a.  $H(1) = 20 - 13(1)^2 = 20 - 13 = 7$  meters  
 $H(1.1) = 20 - 13(1.1)^2 = 20 - 13(1.21)$   
 $= 20 - 15.73 = 4.27$  meters  
 $H(1.2) = 20 - 13(1.2)^2 = 20 - 13(1.44)$   
 $= 20 - 18.72 = 1.28$  meters

b.  $H(x) = 15$   
 $15 = 20 - 13x^2$   
 $-5 = -13x^2$   
 $x^2 \approx 0.3846$   
 $x \approx 0.62$  seconds

$H(x) = 10$   
 $10 = 20 - 13x^2$   
 $-10 = -13x^2$   
 $x^2 \approx 0.7692$   
 $x \approx 0.88$  seconds

$H(x) = 5$   
 $5 = 20 - 13x^2$   
 $-15 = -13x^2$   
 $x^2 \approx 1.1538$   
 $x \approx 1.07$  seconds

c.  $H(x) = 0$   
 $0 = 20 - 13x^2$   
 $-20 = -13x^2$   
 $x^2 \approx 1.5385$   
 $x \approx 1.24$  seconds

105.  $C(x) = 100 + \frac{x}{10} + \frac{36,000}{x}$

a.  $C(500) = 100 + \frac{500}{10} + \frac{36,000}{500}$   
 $= 100 + 50 + 72$   
 $= \$222$

b.  $C(450) = 100 + \frac{450}{10} + \frac{36,000}{450}$   
 $= 100 + 45 + 80$   
 $= \$225$

c.  $C(600) = 100 + \frac{600}{10} + \frac{36,000}{600}$   
 $= 100 + 60 + 60$   
 $= \$220$

d.  $C(400) = 100 + \frac{400}{10} + \frac{36,000}{400}$   
 $= 100 + 40 + 90$   
 $= \$230$

**Chapter 2: Functions and Their Graphs**

**106.**  $A(x) = 4x\sqrt{1-x^2}$

**a.**  $A\left(\frac{1}{3}\right) = 4 \cdot \frac{1}{3} \sqrt{1 - \left(\frac{1}{3}\right)^2} = \frac{4}{3} \sqrt{\frac{8}{9}} = \frac{4}{3} \cdot \frac{2\sqrt{2}}{3}$   
 $= \frac{8\sqrt{2}}{9} \approx 1.26 \text{ ft}^2$

**b.**  $A\left(\frac{1}{2}\right) = 4 \cdot \frac{1}{2} \sqrt{1 - \left(\frac{1}{2}\right)^2} = 2\sqrt{\frac{3}{4}} = 2 \cdot \frac{\sqrt{3}}{2}$   
 $= \sqrt{3} \approx 1.73 \text{ ft}^2$

**c.**  $A\left(\frac{2}{3}\right) = 4 \cdot \frac{2}{3} \sqrt{1 - \left(\frac{2}{3}\right)^2} = \frac{8}{3} \sqrt{\frac{5}{9}} = \frac{8}{3} \cdot \frac{\sqrt{5}}{3}$   
 $= \frac{8\sqrt{5}}{9} \approx 1.99 \text{ ft}^2$

**107.**  $R(x) = \left(\frac{L}{P}\right)(x) = \frac{L(x)}{P(x)}$

**108.**  $T(x) = (V + P)(x) = V(x) + P(x)$

**109.**  $H(x) = (P \cdot I)(x) = P(x) \cdot I(x)$

**110.**  $N(x) = (I - T)(x) = I(x) - T(x)$

**111. a.**  $P(x) = R(x) - C(x)$   
 $= (-1.2x^2 + 220x) - (0.05x^3 - 2x^2 + 65x + 500)$   
 $= -1.2x^2 + 220x - 0.05x^3 + 2x^2 - 65x - 500$   
 $= -0.05x^3 + 0.8x^2 + 155x - 500$

**b.**  $P(15) = -0.05(15)^3 + 0.8(15)^2 + 155(15) - 500$   
 $= -168.75 + 180 + 2325 - 500$   
 $= \$1836.25$

**c.** When 15 hundred cell phones are sold, the profit is \$1836.25.

**112. a.**  $P(x) = R(x) - C(x)$   
 $= 30x - (0.1x^2 + 7x + 400)$   
 $= 30x - 0.1x^2 - 7x - 400$   
 $= -0.1x^2 + 23x - 400$

**b.**  $P(30) = -0.1(30)^2 + 23(30) - 400$   
 $= -90 + 690 - 400$   
 $= \$200$

**c.** When 30 clocks are sold, the profit is \$200.

**113. a.**  $R(v) = 2.2v; B(v) = 0.05v^2 + 0.4v - 15$   
 $D(v) = R(v) + B(v)$   
 $= 2.2v + 0.05v^2 + 0.4v - 15$   
 $= 0.05v^2 + 2.6v - 15$

**b.**  $D(60) = 0.05(60)^2 + 2.6(60) - 15$   
 $= 180 + 156 - 15$   
 $= 321$

**c.** The car will need 321 feet to stop once the impediment is observed.

**114. a.**  $h(x) = 2x$   
 $h(a+b) = 2(a+b) = 2a + 2b$   
 $= h(a) + h(b)$   
 $h(x) = 2x$  has the property.

**b.**  $g(x) = x^2$   
 $g(a+b) = (a+b)^2 = a^2 + 2ab + b^2$   
 Since  
 $a^2 + 2ab + b^2 \neq a^2 + b^2 = g(a) + g(b)$ ,  
 $g(x) = x^2$  does not have the property.

**c.**  $F(x) = 5x - 2$   
 $F(a+b) = 5(a+b) - 2 = 5a + 5b - 2$   
 Since  
 $5a + 5b - 2 \neq 5a - 2 + 5b - 2 = F(a) + F(b)$ ,  
 $F(x) = 5x - 2$  does not have the property.

**d.**  $G(x) = \frac{1}{x}$   
 $G(a+b) = \frac{1}{a+b} \neq \frac{1}{a} + \frac{1}{b} = G(a) + G(b)$   
 $G(x) = \frac{1}{x}$  does not have the property.

**115.** No. The domain of  $f$  is  $\{x \mid x \text{ is any real number}\}$ , but the domain of  $g$  is  $\{x \mid x \neq -1\}$ .

**116.** Answers will vary.

**117.**  $\frac{3x - x^3}{(\text{your age})}$

118.  $(x+12)^2 + y^2 = 16$

x-intercept (y=0):

$$(x+12)^2 + 0^2 = 16$$

$$(x+12)^2 = 16$$

$$(x+12) = \pm 4$$

$$x = -12 \pm 4$$

$$x = -16, x = -8$$

$$(-16, 0), (-8, 0)$$

y-intercept (x=0):

$$(0+12)^2 + y^2 = 16$$

$$(12)^2 + y^2 = 16$$

$$y^2 = 16 - 144 = -128$$

There are no real solutions so there are no y-intercepts.

Symmetry:  $(x+12)^2 + (-y)^2 = 16$

$$(x+12)^2 + y^2 = 16$$

This shows x-axis symmetry.

119.  $y = 3x^2 - 8\sqrt{x}$

$$y = 3(-1)^2 - 8\sqrt{-1}$$

There is no solution so (-1,-5) is NOT a solution.

$$y = 3x^2 - 8\sqrt{x}$$

$$y = 3(4)^2 - 8\sqrt{4}$$

$$= 48 - 16 = 32$$

So (4,32) is a solution.

$$y = 3x^2 - 8\sqrt{x}$$

$$y = 3(9)^2 - 8\sqrt{9}$$

$$= 243 - 24 = 219 \neq 171$$

So (9,171) is NOT a solution.

120.  $P_1 = (3, -4), P_2 = (-6, 0)$

The formula for midpoint is:

$$\frac{x_1 + x_2}{2}, \frac{y_1 + y_2}{2}$$

$$\frac{3 + (-6)}{2}, \frac{-4 + 0}{2}$$

$$\frac{-3}{2}, \frac{-4}{2}$$

$$-\frac{3}{2}, -2$$

121.  $(h, k) = (4, -1)$  and  $r = 3$

The general form of a circle is:

$$(x-h)^2 + (y-k)^2 = r^2$$

$$(x-4)^2 + (y-(-1))^2 = (3)^2$$

$$(x-4)^2 + (y+1)^2 = 9$$

## Section 2.2

1.  $x^2 + 4y^2 = 16$

x-intercepts:

$$x^2 + 4(0)^2 = 16$$

$$x^2 = 16$$

$$x = \pm 4 \Rightarrow (-4, 0), (4, 0)$$

y-intercepts:

$$(0)^2 + 4y^2 = 16$$

$$4y^2 = 16$$

$$y^2 = 4$$

$$y = \pm 2 \Rightarrow (0, -2), (0, 2)$$

2. False;  $x = 2y - 2$

$$-2 = 2y - 2$$

$$0 = 2y$$

$$0 = y$$

The point (-2, 0) is on the graph.

3. vertical

4.  $f(5) = -3$

5.  $f(x) = ax^2 + 4$

$$a(-1)^2 + 4 = 2 \Rightarrow a = -2$$

6. False. The graph must pass the vertical line test in order to be the graph of a function.

7. False; e.g.  $y = \frac{1}{x}$ .

8. True

9. c



## Chapter 2: Functions and Their Graphs

10. a
11. a.  $f(0) = 3$  since  $(0, 3)$  is on the graph.  
 $f(-6) = -3$  since  $(-6, -3)$  is on the graph.
- b.  $f(6) = 0$  since  $(6, 0)$  is on the graph.  
 $f(11) = 1$  since  $(11, 1)$  is on the graph.
- c.  $f(3)$  is positive since  $f(3) \approx 3.7$ .
- d.  $f(-4)$  is negative since  $f(-4) \approx -1$ .
- e.  $f(x) = 0$  when  $x = -3$ ,  $x = 6$ , and  $x = 10$ .
- f.  $f(x) > 0$  when  $-3 < x < 6$ , and  $10 < x \leq 11$ .
- g. The domain of  $f$  is  $\{x \mid -6 \leq x \leq 11\}$  or  $[-6, 11]$ .
- h. The range of  $f$  is  $\{y \mid -3 \leq y \leq 4\}$  or  $[-3, 4]$ .
- i. The  $x$ -intercepts are  $-3$ ,  $6$ , and  $10$ .
- j. The  $y$ -intercept is  $3$ .
- k. The line  $y = \frac{1}{2}$  intersects the graph 3 times.
- l. The line  $x = 5$  intersects the graph 1 time.
- m.  $f(x) = 3$  when  $x = 0$  and  $x = 4$ .
- n.  $f(x) = -2$  when  $x = -5$  and  $x = 8$ .
12. a.  $f(0) = 0$  since  $(0, 0)$  is on the graph.  
 $f(6) = 0$  since  $(6, 0)$  is on the graph.
- b.  $f(2) = -2$  since  $(2, -2)$  is on the graph.  
 $f(-2) = 1$  since  $(-2, 1)$  is on the graph.
- c.  $f(3)$  is negative since  $f(3) \approx -1$ .
- d.  $f(-1)$  is positive since  $f(-1) \approx 1.0$ .
- e.  $f(x) = 0$  when  $x = 0$ ,  $x = 4$ , and  $x = 6$ .
- f.  $f(x) < 0$  when  $0 < x < 4$ .
- g. The domain of  $f$  is  $\{x \mid -4 \leq x \leq 6\}$  or  $[-4, 6]$ .
- h. The range of  $f$  is  $\{y \mid -2 \leq y \leq 3\}$  or  $[-2, 3]$ .
- i. The  $x$ -intercepts are  $0$ ,  $4$ , and  $6$ .
- j. The  $y$ -intercept is  $0$ .
- k. The line  $y = -1$  intersects the graph 2 times.
- l. The line  $x = 1$  intersects the graph 1 time.
- m.  $f(x) = 3$  when  $x = 5$ .
- n.  $f(x) = -2$  when  $x = 2$ .
13. Not a function since vertical lines will intersect the graph in more than one point.
14. Function
- a. Domain:  $\{x \mid x \text{ is any real number}\}$ ;  
Range:  $\{y \mid y > 0\}$
- b. Intercepts:  $(0, 1)$
- c. None
15. Function
- a. Domain:  $\{x \mid -\pi \leq x \leq \pi\}$ ;  
Range:  $\{y \mid -1 \leq y \leq 1\}$
- b. Intercepts:  $\left(-\frac{\pi}{2}, 0\right)$ ,  $\left(\frac{\pi}{2}, 0\right)$ ,  $(0, 1)$
- c. Symmetry about  $y$ -axis.
16. Function
- a. Domain:  $\{x \mid -\pi \leq x \leq \pi\}$ ;  
Range:  $\{y \mid -1 \leq y \leq 1\}$
- b. Intercepts:  $(-\pi, 0)$ ,  $(\pi, 0)$ ,  $(0, 0)$
- c. Symmetry about the origin.
17. Not a function since vertical lines will intersect the graph in more than one point.
18. Not a function since vertical lines will intersect the graph in more than one point.
19. Function
- a. Domain:  $\{x \mid 0 < x < 3\}$ ;  
Range:  $\{y \mid y < 2\}$
- b. Intercepts:  $(1, 0)$
- c. None

**Section 2.2: The Graph of a Function**

- 20. Function**
- Domain:  $\{x \mid 0 \leq x < 4\}$ ;  
Range:  $\{y \mid 0 \leq y < 3\}$
  - Intercepts:  $(0, 0)$
  - None
- 21. Function**
- Domain:  $\{x \mid x \text{ is any real number}\}$ ;  
Range:  $\{y \mid y \leq 2\}$
  - Intercepts:  $(-3, 0), (3, 0), (0, 2)$
  - Symmetry about  $y$ -axis.
- 22. Function**
- Domain:  $\{x \mid x \geq -3\}$ ;  
Range:  $\{y \mid y \geq 0\}$
  - Intercepts:  $(-3, 0), (2, 0), (0, 2)$
  - None
- 23. Function**
- Domain:  $\{x \mid x \text{ is any real number}\}$ ;  
Range:  $\{y \mid y \geq -3\}$
  - Intercepts:  $(1, 0), (3, 0), (0, 9)$
  - None
- 24. Function**
- Domain:  $\{x \mid x \text{ is any real number}\}$ ;  
Range:  $\{y \mid y \leq 5\}$
  - Intercepts:  $(-1, 0), (2, 0), (0, 4)$
  - None
- 25.  $f(x) = 2x^2 - x - 1$**
- $f(-1) = 2(-1)^2 - (-1) - 1 = 2$   
The point  $(-1, 2)$  is on the graph of  $f$ .
  - $f(-2) = 2(-2)^2 - (-2) - 1 = 9$   
The point  $(-2, 9)$  is on the graph of  $f$ .
- Solve for  $x$ :  

$$-1 = 2x^2 - x - 1$$

$$0 = 2x^2 - x$$

$$0 = x(2x - 1) \Rightarrow x = 0, x = \frac{1}{2}$$
 $(0, -1)$  and  $(\frac{1}{2}, -1)$  are on the graph of  $f$ .
- 26.  $f(x) = -3x^2 + 5x$**
- $f(-1) = -3(-1)^2 + 5(-1) = -8 \neq 2$   
The point  $(-1, 2)$  is not on the graph of  $f$ .
  - $f(-2) = -3(-2)^2 + 5(-2) = -22$   
The point  $(-2, -22)$  is on the graph of  $f$ .
- Solve for  $x$ :  

$$-2 = -3x^2 + 5x \Rightarrow 3x^2 - 5x - 2 = 0$$

$$(3x + 1)(x - 2) = 0 \Rightarrow x = -\frac{1}{3}, x = 2$$
 $(2, -2)$  and  $(-\frac{1}{3}, -2)$  on the graph of  $f$ .
- The domain of  $f$  is  $\{x \mid x \text{ is any real number}\}$ .
- $x$ -intercepts:  

$$f(x) = 0 \Rightarrow -3x^2 + 5x = 0$$

$$x(-3x + 5) = 0 \Rightarrow x = 0, x = \frac{5}{3}$$
 $(0, 0)$  and  $(\frac{5}{3}, 0)$
- $y$ -intercept:  

$$f(0) = -3(0)^2 + 5(0) = 0 \Rightarrow (0, 0)$$

**Chapter 2: Functions and Their Graphs**

27.  $f(x) = \frac{x+2}{x-6}$

a.  $f(3) = \frac{3+2}{3-6} = -\frac{5}{3} \neq 14$

The point (3,14) is not on the graph of  $f$ .

b.  $f(4) = \frac{4+2}{4-6} = \frac{6}{-2} = -3$

The point (4,-3) is on the graph of  $f$ .

c. Solve for  $x$ :

$$2 = \frac{x+2}{x-6}$$

$$2x - 12 = x + 2$$

$$x = 14$$

(14, 2) is a point on the graph of  $f$ .

d. The domain of  $f$  is  $\{x \mid x \neq 6\}$ .

e.  $x$ -intercepts:

$$f(x) = 0 \Rightarrow \frac{x+2}{x-6} = 0$$

$$x+2 = 0 \Rightarrow x = -2 \Rightarrow (-2, 0)$$

f.  $y$ -intercept:  $f(0) = \frac{0+2}{0-6} = -\frac{1}{3} \Rightarrow \left(0, -\frac{1}{3}\right)$

28.  $f(x) = \frac{x^2+2}{x+4}$

a.  $f(1) = \frac{1^2+2}{1+4} = \frac{3}{5}$

The point  $\left(1, \frac{3}{5}\right)$  is on the graph of  $f$ .

b.  $f(0) = \frac{0^2+2}{0+4} = \frac{2}{4} = \frac{1}{2}$

The point  $\left(0, \frac{1}{2}\right)$  is on the graph of  $f$ .

c. Solve for  $x$ :

$$\frac{1}{2} = \frac{x^2+2}{x+4} \Rightarrow x+4 = 2x^2+4$$

$$0 = 2x^2 - x$$

$$x(2x-1) = 0 \Rightarrow x = 0 \text{ or } x = \frac{1}{2}$$

$\left(0, \frac{1}{2}\right)$  and  $\left(\frac{1}{2}, \frac{1}{2}\right)$  are on the graph of  $f$ .

d. The domain of  $f$  is  $\{x \mid x \neq -4\}$ .

e.  $x$ -intercepts:

$$f(x) = 0 \Rightarrow \frac{x^2+2}{x+4} = 0 \Rightarrow x^2+2 = 0$$

This is impossible, so there are no  $x$ -intercepts.

f.  $y$ -intercept:

$$f(0) = \frac{0^2+2}{0+4} = \frac{2}{4} = \frac{1}{2} \Rightarrow \left(0, \frac{1}{2}\right)$$

29.  $f(x) = \frac{2x^2}{x^4+1}$

a.  $f(-1) = \frac{2(-1)^2}{(-1)^4+1} = \frac{2}{2} = 1$

The point (-1,1) is on the graph of  $f$ .

b.  $f(2) = \frac{2(2)^2}{(2)^4+1} = \frac{8}{17}$

The point  $\left(2, \frac{8}{17}\right)$  is on the graph of  $f$ .

c. Solve for  $x$ :

$$1 = \frac{2x^2}{x^4+1}$$

$$x^4+1 = 2x^2$$

$$x^4 - 2x^2 + 1 = 0$$

$$(x^2 - 1)^2 = 0$$

$$x^2 - 1 = 0 \Rightarrow x = \pm 1$$

(1,1) and (-1,1) are on the graph of  $f$ .

d. The domain of  $f$  is  $\{x \mid x \text{ is any real number}\}$ .

e.  $x$ -intercept:

$$f(x) = 0 \Rightarrow \frac{2x^2}{x^4+1} = 0$$

$$2x^2 = 0 \Rightarrow x = 0 \Rightarrow (0, 0)$$

f.  $y$ -intercept:

$$f(0) = \frac{2(0)^2}{0^4+1} = \frac{0}{0+1} = 0 \Rightarrow (0, 0)$$

**Section 2.2: The Graph of a Function**

30.  $f(x) = \frac{2x}{x-2}$

a.  $f\left(\frac{1}{2}\right) = \frac{2\left(\frac{1}{2}\right)}{\frac{1}{2}-2} = \frac{1}{-\frac{3}{2}} = -\frac{2}{3}$

The point  $\left(\frac{1}{2}, -\frac{2}{3}\right)$  is on the graph of  $f$ .

b.  $f(4) = \frac{2(4)}{4-2} = \frac{8}{2} = 4$

The point  $(4, 4)$  is on the graph of  $f$ .

c. Solve for  $x$ :

$$1 = \frac{2x}{x-2} \Rightarrow x-2 = 2x \Rightarrow -2 = x$$

$(-2, 1)$  is a point on the graph of  $f$ .

d. The domain of  $f$  is  $\{x \mid x \neq 2\}$ .

e.  $x$ -intercept:

$$f(x) = 0 \Rightarrow \frac{2x}{x-2} = 0 \Rightarrow 2x = 0 \\ \Rightarrow x = 0 \Rightarrow (0, 0)$$

f.  $y$ -intercept:  $f(0) = \frac{0}{0-2} = 0 \Rightarrow (0, 0)$

31. a.  $(f+g)(2) = f(2) + g(2) = 2 + 1 = 3$

b.  $(f+g)(4) = f(4) + g(4) = 1 + (-3) = -2$

c.  $(f-g)(6) = f(6) - g(6) = 0 - 1 = -1$

d.  $(g-f)(6) = g(6) - f(6) = 1 - 0 = 1$

e.  $(f \cdot g)(2) = f(2) \cdot g(2) = 2(1) = 2$

f.  $\left(\frac{f}{g}\right)(4) = \frac{f(4)}{g(4)} = \frac{1}{-3} = -\frac{1}{3}$

32.  $h(x) = -\frac{136x^2}{v^2} + 2.7x + 3.5$

a. We want  $h(15) = 10$ .

$$-\frac{136(15)^2}{v^2} + 2.7(15) + 3.5 = 10$$

$$-\frac{30,600}{v^2} = -34$$

$$v^2 = 900$$

$$v = 30 \text{ ft/sec}$$

The ball needs to be thrown with an initial velocity of 30 feet per second.

b.  $h(x) = -\frac{126x^2}{30^2} + 2.7x + 3.5$

which simplifies to

$$h(x) = -\frac{34}{225}x^2 + 2.7x + 3.5$$

c. Using the velocity from part (b),

$$h(9) = -\frac{34}{225}(9)^2 + 2.7(9) + 3.5 = 15.56 \text{ ft}$$

The ball will be 15.56 feet above the floor when it has traveled 9 feet in front of the foul line.

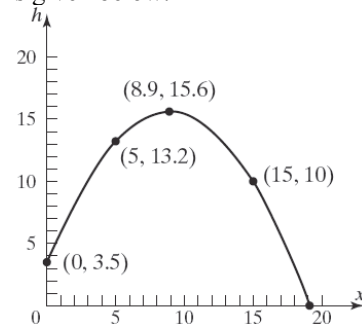
d. Select several values for  $x$  and use these to find the corresponding values for  $h$ . Use the results to form ordered pairs  $(x, h)$ . Plot the points and connect with a smooth curve.

$$h(0) = -\frac{34}{225}(0)^2 + 2.7(0) + 3.5 = 3.5 \text{ ft}$$

$$h(5) = -\frac{34}{225}(5)^2 + 2.7(5) + 3.5 \approx 13.2 \text{ ft}$$

$$h(15) = -\frac{34}{225}(15)^2 + 2.7(15) + 3.5 \approx 10 \text{ ft}$$

Thus, some points on the graph are  $(0, 3.5)$ ,  $(5, 13.2)$ , and  $(15, 10)$ . The complete graph is given below.



33.  $h(x) = -\frac{44x^2}{v^2} + x + 6$

a.  $h(8) = -\frac{44(8)^2}{28^2} + (8) + 6$

$$= -\frac{2816}{784} + 14$$

$$\approx 10.4 \text{ feet}$$

**Chapter 2: Functions and Their Graphs**

b. 
$$h(12) = -\frac{44(12)^2}{28^2} + (12) + 6$$

$$= -\frac{6336}{784} + 18$$

$$\approx 9.9 \text{ feet}$$

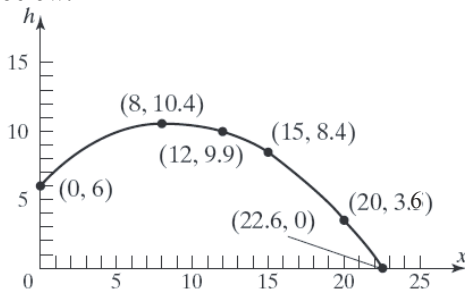
c. From part (a) we know the point (8,10.4) is on the graph and from part (b) we know the point (12,9.9) is on the graph. We could evaluate the function at several more values of  $x$  (e.g.  $x = 0$ ,  $x = 15$ , and  $x = 20$ ) to obtain additional points.

$$h(0) = -\frac{44(0)^2}{28^2} + (0) + 6 = 6$$

$$h(15) = -\frac{44(15)^2}{28^2} + (15) + 6 \approx 8.4$$

$$h(20) = -\frac{44(20)^2}{28^2} + (20) + 6 \approx 3.6$$

Some additional points are (0,6), (15,8.4) and (20,3.6). The complete graph is given below.



d. 
$$h(15) = -\frac{44(15)^2}{28^2} + (15) + 6 \approx 8.4 \text{ feet}$$

No; when the ball is 15 feet in front of the foul line, it will be below the hoop. Therefore it cannot go through the hoop.

In order for the ball to pass through the hoop, we need to have  $h(15) = 10$ .

$$10 = -\frac{44(15)^2}{v^2} + (15) + 6$$

$$-11 = -\frac{44(15)^2}{v^2}$$

$$v^2 = 4(225)$$

$$v^2 = 900$$

$$v = 30 \text{ ft/sec}$$

The ball must be shot with an initial velocity of 30 feet per second in order to go through the hoop.

34. 
$$A(x) = 4x\sqrt{1-x^2}$$

a. Domain of  $A(x) = 4x\sqrt{1-x^2}$ ; we know that  $x$  must be greater than or equal to zero, since  $x$  represents a length. We also need  $1-x^2 \geq 0$ , since this expression occurs under a square root. In fact, to avoid Area = 0, we require  $x > 0$  and  $1-x^2 > 0$ .

Solve:  $1-x^2 > 0$

$$(1+x)(1-x) > 0$$

Case1:  $1+x > 0$  and  $1-x > 0$

$$x > -1 \text{ and } x < 1$$

(i.e.  $-1 < x < 1$ )

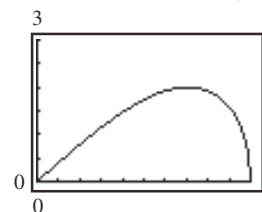
Case2:  $1+x < 0$  and  $1-x < 0$

$$x < -1 \text{ and } x > 1$$

(which is impossible)

Therefore the domain of  $A$  is  $\{x \mid 0 < x < 1\}$ .

b. Graphing  $A(x) = 4x\sqrt{1-x^2}$



c. When  $x = 0.7$  feet, the cross-sectional area is maximized at approximately 1.9996 square feet. Therefore, the length of the base of the beam should be 1.4 feet in order to

**Section 2.2: The Graph of a Function**

maximize the cross-sectional area.

X	Y1
100	1.1447
150	1.4664
200	1.7321
250	1.92
300	1.9996
350	1.92
400	1.5692

X= 7

35.  $h(x) = \frac{-32x^2}{130^2} + x$

a.  $h(100) = \frac{-32(100)^2}{130^2} + 100$   
 $= \frac{-320,000}{16,900} + 100 \approx 81.07$  feet

b.  $h(300) = \frac{-32(300)^2}{130^2} + 300$   
 $= \frac{-2,880,000}{16,900} + 300 \approx 129.59$  feet

c.  $h(500) = \frac{-32(500)^2}{130^2} + 500$   
 $= \frac{-8,000,000}{16,900} + 500 \approx 26.63$  feet

d. Solving  $h(x) = \frac{-32x^2}{130^2} + x = 0$

$$\frac{-32x^2}{130^2} + x = 0$$

$$x \left( \frac{-32x}{130^2} + 1 \right) = 0$$

$$x = 0 \text{ or } \frac{-32x}{130^2} + 1 = 0$$

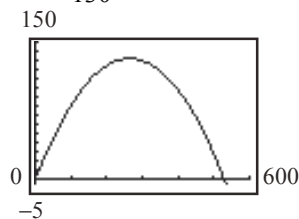
$$1 = \frac{32x}{130^2}$$

$$130^2 = 32x$$

$$x = \frac{130^2}{32} = 528.13 \text{ feet}$$

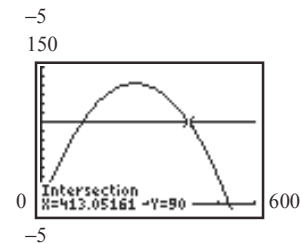
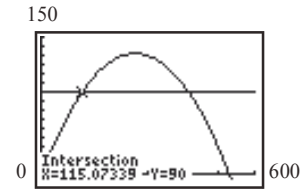
Therefore, the golf ball travels 528.13 feet.

e.  $y_1 = \frac{-32x^2}{130^2} + x$



f. Use INTERSECT on the graphs of

$$y_1 = \frac{-32x^2}{130^2} + x \text{ and } y_2 = 90.$$



The ball reaches a height of 90 feet twice. The first time is when the ball has traveled approximately 115.07 feet, and the second time is when the ball has traveled about 413.05 feet.

g. The ball travels approximately 275 feet before it reaches its maximum height of approximately 131.8 feet.

X	Y1
200	124.26
225	129.14
250	131.66
275	131.8
300	129.59
325	125
350	118.05

X=275

h. The ball travels approximately 264 feet before it reaches its maximum height of approximately 132.03 feet.

X	Y1
260	132
261	132.01
262	132.02
263	132.02
264	132.03
265	132.03
266	132.02

Y1=132.029112426

X	Y1
260	132
261	132.01
262	132.02
263	132.02
264	132.03
265	132.03
266	132.02

Y1=132.031242604

X	Y1
260	132
261	132.01
262	132.02
263	132.03
264	132.03
265	132.02
266	132.02

Y1=132.029585799

36.  $W(h) = m \left( \frac{4000}{4000 + h} \right)^2$

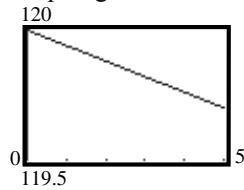
a.  $h = 14110$  feet  $\approx 2.67$  miles ;

$$W(2.67) = 120 \left( \frac{4000}{4000 + 2.67} \right)^2 \approx 119.84$$

**Chapter 2: Functions and Their Graphs**

On Pike's Peak, Amy will weigh about 119.84 pounds.

b. Graphing:



c. Create a TABLE:

X	Y1
0	120
.5	119.97
1	119.94
1.5	119.91
2	119.88
2.5	119.85
3	119.82

X	Y1
4	119.80
4.5	119.79
5	119.78
5.5	119.77
6	119.76
6.5	119.75
7	119.74

The weight  $W$  will vary from 120 pounds to about 119.7 pounds.

d. By refining the table, Amy will weigh 119.95 lbs at a height of about 0.83 miles (4382 feet).

X	Y1
.5	119.97
.6	119.96
.7	119.96
.8	119.95
.9	119.95
1	119.94
1.1	119.93

X	Y1
.8	119.95
.81	119.95
.82	119.95
.83	119.95
.84	119.95
.85	119.95
.86	119.95

e. Yes, 4382 feet is reasonable.

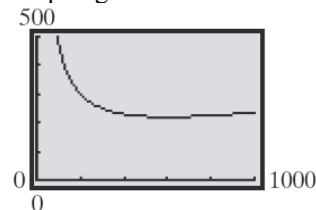
37.  $C(x) = 100 + \frac{x}{10} + \frac{36000}{x}$

a.  $C(480) = 100 + \frac{480}{10} + \frac{36000}{480} = \$223$

$C(600) = 100 + \frac{600}{10} + \frac{36000}{600} = \$220$

b.  $\{x \mid x > 0\}$

c. Graphing:



d.TblStart = 0; ΔTbl = 50

X	Y1
0	ERROR
50	825
100	470
150	355
200	300
250	269
300	250

Y1 = 100 + X/10 + 36000/X

e. The cost per passenger is minimized to about \$220 when the ground speed is roughly 600 miles per hour.

X	Y1
450	225
500	222
550	220.45
600	220
650	220.38
700	221.43
750	223

X=600

38.

a.  $C(0) = 5000$

This represents the fixed overhead costs. That is, the company will incur costs of \$5000 per day even if no computers are manufactured.

b.  $C(10) = 19,000$

It costs the company \$19,000 to produce 10 computers in a day.

c.  $C(50) = 51,000$

It costs the company \$51,000 to produce 50 computers in a day.

d. The domain is  $\{q \mid 0 \leq q \leq 100\}$ . This indicates that production capacity is limited to 100 computers in a day.

e. The graph is curved down and rises slowly at first. As production increases, the graph becomes rises more quickly and changes to being curved up.

f. The inflection point is where the graph changes from being curved down to being curved up.

39.

a.  $C(0) = \$30$

It costs \$30 if you use 0 gigabytes.

b.  $C(5) = \$30$

It costs \$30 if you use 5 gigabytes.

c.  $C(15) = \$90$

It costs \$90 if you use 15 gigabytes.

**Section 2.2: The Graph of a Function**

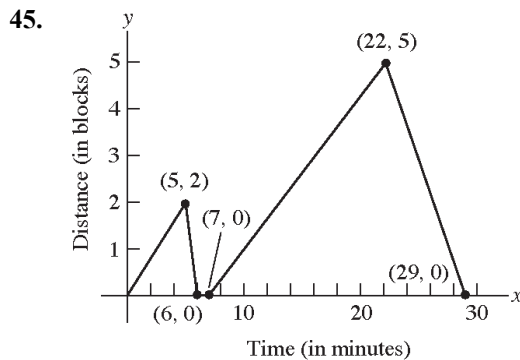
- d. The domain is  $\{g \mid 0 \leq g \leq 60\}$ . This indicates that there are at most 60 gigabytes in a month.
- e. The graph is flat at first and then rises in a straight line.

40. Answers will vary. From a graph, the domain can be found by visually locating the  $x$ -values for which the graph is defined. The range can be found in a similar fashion by visually locating the  $y$ -values for which the function is defined.

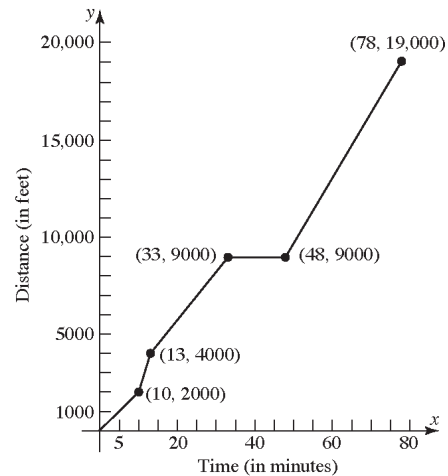
If an equation is given, the domain can be found by locating any restricted values and removing them from the set of real numbers. The range can be found by using known properties of the graph of the equation, or estimated by means of a table of values.

- 41. The graph of a function can have any number of  $x$ -intercepts. The graph of a function can have at most one  $y$ -intercept (otherwise the graph would fail the vertical line test).
- 42. Yes, the graph of a single point is the graph of a function since it would pass the vertical line test. The equation of such a function would be something like the following:  $f(x) = 2$ , where  $x = 7$ .

- 43. (a) III; (b) IV; (c) I; (d) V; (e) II
- 44. (a) II; (b) V; (c) IV; (d) III; I I



46.



- 47. a. 2 hours elapsed; Kevin was between 0 and 3 miles from home.
  - b. 0.5 hours elapsed; Kevin was 3 miles from home.
  - c. 0.3 hours elapsed; Kevin was between 0 and 3 miles from home.
  - d. 0.2 hours elapsed; Kevin was at home.
  - e. 0.9 hours elapsed; Kevin was between 0 and 2.8 miles from home.
  - f. 0.3 hours elapsed; Kevin was 2.8 miles from home.
  - g. 1.1 hours elapsed; Kevin was between 0 and 2.8 miles from home.
  - h. The farthest distance Kevin is from home is 3 miles.
  - i. Kevin returned home 2 times.
48. a. Michael travels fastest between 7 and 7.4 minutes. That is,  $(7, 7.4)$ .
- b. Michael's speed is zero between 4.2 and 6 minutes. That is,  $(4.2, 6)$ .
  - c. Between 0 and 2 minutes, Michael's speed increased from 0 to 30 miles/hour.
  - d. Between 4.2 and 6 minutes, Michael was stopped (i.e. his speed was 0 miles/hour).
  - e. Between 7 and 7.4 minutes, Michael was traveling at a steady rate of 50 miles/hour.
  - f. Michael's speed is constant between 2 and 4 minutes, between 4.2 and 6 minutes, between 7 and 7.4 minutes, and between 7.6 and 8 minutes. That is, on the intervals  $(2, 4)$ ,  $(4.2, 6)$ ,  $(7, 7.4)$ , and  $(7.6, 8)$ .



## Chapter 2: Functions and Their Graphs

49. Answers (graphs) will vary. Points of the form  $(5, y)$  and of the form  $(x, 0)$  cannot be on the graph of the function.
50. The only such function is  $f(x) = 0$  because it is the only function for which  $f(x) = -f(x)$ . Any other such graph would fail the vertical line test.
51. Answers may vary.
52.  $f(x-2) = -(x-2)^2 + (x-2) - 3$   
 $= -(x^2 - 4x + 4) + x - 2 - 3$   
 $= -x^2 + 4x - 4 + x - 5$   
 $= -x^2 + 5x - 9$
53.  $d = \sqrt{(1-3)^2 + (0-(-6))^2}$   
 $= \sqrt{(-2)^2 + (-6)^2}$   
 $= \sqrt{4+36} = \sqrt{40} = 2\sqrt{10}$
54.  $y - 4 = \frac{2}{3}(x - (-6))$   
 $y - 4 = \frac{2}{3}x + 4$   
 $y = \frac{2}{3}x + 8$
55. Since the function can be evaluated for any real number, the domain is:  $(-\infty, \infty)$

### Section 2.3

- $2 < x < 5$
  - slope  $= \frac{\Delta y}{\Delta x} = \frac{8-3}{3-(-2)} = \frac{5}{5} = 1$
  - $x$ -axis:  $y \rightarrow -y$   
 $(-y) = 5x^2 - 1$   
 $-y = 5x^2 - 1$   
 $y = -5x^2 + 1$  different
- $y$ -axis:  $x \rightarrow -x$   
 $y = 5(-x)^2 - 1$   
 $y = 5x^2 - 1$  same

origin:  $x \rightarrow -x$  and  $y \rightarrow -y$

$$(-y) = 5(-x)^2 - 1$$

$$-y = 5x^2 - 1$$

$$y = -5x^2 + 1 \text{ different}$$

The equation has symmetry with respect to the  $y$ -axis only.

4.  $y - y_1 = m(x - x_1)$

$$y - (-2) = 5(x - 3)$$

$$y + 2 = 5(x - 3)$$

5.  $y = x^2 - 9$

$x$ -intercepts:

$$0 = x^2 - 9$$

$$x^2 = 9 \rightarrow x = \pm 3$$

$y$ -intercept:

$$y = (0)^2 - 9 = -9$$

The intercepts are  $(-3, 0)$ ,  $(3, 0)$ , and  $(0, -9)$ .

6. increasing

7. even; odd

8. True

9. True

10. False; odd functions are symmetric with respect to the origin. Even functions are symmetric with respect to the  $y$ -axis.

11. c

12. d

13. Yes

14. No, it is increasing.

15. No

16. Yes

17.  $f$  is increasing on the intervals  $(-8, -2)$ ,  $(0, 2)$ ,  $(5, 7)$ .

18.  $f$  is decreasing on the intervals:  $(-10, -8)$ ,  $(-2, 0)$ ,  $(2, 5)$ .

### Section 2.3: Properties of Functions

19. Yes. The local maximum at  $x = 2$  is 10.
20. No. There is a local minimum at  $x = 5$ ; the local minimum is 0.
21.  $f$  has local maxima at  $x = -2$  and  $x = 2$ . The local maxima are 6 and 10, respectively.
22.  $f$  has local minima at  $x = -8$ ,  $x = 0$  and  $x = 5$ . The local minima are  $-4$ , 0, and 0, respectively.
23.  $f$  has absolute minimum of  $-4$  at  $x = -8$ .
24.  $f$  has absolute maximum of 10 at  $x = 2$ .
25. a. Intercepts:  $(-2, 0)$ ,  $(2, 0)$ , and  $(0, 3)$ .  
 b. Domain:  $\{x \mid -4 \leq x \leq 4\}$  or  $[-4, 4]$ ;  
 Range:  $\{y \mid 0 \leq y \leq 3\}$  or  $[0, 3]$ .  
 c. Increasing:  $(-2, 0)$  and  $(2, 4)$ ;  
 Decreasing:  $(-4, -2)$  and  $(0, 2)$ .  
 d. Since the graph is symmetric with respect to the  $y$ -axis, the function is even.
26. a. Intercepts:  $(-1, 0)$ ,  $(1, 0)$ , and  $(0, 2)$ .  
 b. Domain:  $\{x \mid -3 \leq x \leq 3\}$  or  $[-3, 3]$ ;  
 Range:  $\{y \mid 0 \leq y \leq 3\}$  or  $[0, 3]$ .  
 c. Increasing:  $(-1, 0)$  and  $(1, 3)$ ;  
 Decreasing:  $(-3, -1)$  and  $(0, 1)$ .  
 d. Since the graph is symmetric with respect to the  $y$ -axis, the function is even.
27. a. Intercepts:  $(0, 1)$ .  
 b. Domain:  $\{x \mid x \text{ is any real number}\}$ ;  
 Range:  $\{y \mid y > 0\}$  or  $(0, \infty)$ .  
 c. Increasing:  $(-\infty, \infty)$ ; Decreasing: never.  
 d. Since the graph is not symmetric with respect to the  $y$ -axis or the origin, the function is neither even nor odd.
28. a. Intercepts:  $(1, 0)$ .  
 b. Domain:  $\{x \mid x > 0\}$  or  $(0, \infty)$ ;  
 Range:  $\{y \mid y \text{ is any real number}\}$ .  
 c. Increasing:  $(0, \infty)$ ; Decreasing: never.
- d. Since the graph is not symmetric with respect to the  $y$ -axis or the origin, the function is neither even nor odd.
29. a. Intercepts:  $(-\pi, 0)$ ,  $(\pi, 0)$ , and  $(0, 0)$ .  
 b. Domain:  $\{x \mid -\pi \leq x \leq \pi\}$  or  $[-\pi, \pi]$ ;  
 Range:  $\{y \mid -1 \leq y \leq 1\}$  or  $[-1, 1]$ .  
 c. Increasing:  $\left(-\frac{\pi}{2}, \frac{\pi}{2}\right)$ ;  
 Decreasing:  $\left(-\pi, -\frac{\pi}{2}\right)$  and  $\left(\frac{\pi}{2}, \pi\right)$ .  
 d. Since the graph is symmetric with respect to the origin, the function is odd.
30. a. Intercepts:  $\left(-\frac{\pi}{2}, 0\right)$ ,  $\left(\frac{\pi}{2}, 0\right)$ , and  $(0, 1)$ .  
 b. Domain:  $\{x \mid -\pi \leq x \leq \pi\}$  or  $[-\pi, \pi]$ ;  
 Range:  $\{y \mid -1 \leq y \leq 1\}$  or  $[-1, 1]$ .  
 c. Increasing:  $(-\pi, 0)$ ; Decreasing:  $(0, \pi)$ .  
 d. Since the graph is symmetric with respect to the  $y$ -axis, the function is even.
31. a. Intercepts:  $\left(\frac{1}{3}, 0\right)$ ,  $\left(\frac{5}{2}, 0\right)$ , and  $\left(0, \frac{1}{2}\right)$ .  
 b. Domain:  $\{x \mid -3 \leq x \leq 3\}$  or  $[-3, 3]$ ;  
 Range:  $\{y \mid -1 \leq y \leq 2\}$  or  $[-1, 2]$ .  
 c. Increasing:  $(2, 3)$ ; Decreasing:  $(-1, 1)$ ;  
 Constant:  $(-3, -1)$  and  $(1, 2)$ .  
 d. Since the graph is not symmetric with respect to the  $y$ -axis or the origin, the function is neither even nor odd.
32. a. Intercepts:  $(-2.3, 0)$ ,  $(3, 0)$ , and  $(0, 1)$ .  
 b. Domain:  $\{x \mid -3 \leq x \leq 3\}$  or  $[-3, 3]$ ;  
 Range:  $\{y \mid -2 \leq y \leq 2\}$  or  $[-2, 2]$ .  
 c. Increasing:  $(-3, -2)$  and  $(0, 2)$ ;  
 Decreasing:  $(2, 3)$ ; Constant:  $(-2, 0)$ .  
 d. Since the graph is not symmetric with respect to the  $y$ -axis or the origin, the function is neither even nor odd.

**Chapter 2: Functions and Their Graphs**

33. a.  $f$  has a local maximum of 3 at  $x = 0$ .  
 b.  $f$  has a local minimum of 0 at both  $x = -2$  and  $x = 2$ .
34. a.  $f$  has a local maximum of 2 at  $x = 0$ .  
 b.  $f$  has a local minimum of 0 at both  $x = -1$  and  $x = 1$ .
35. a.  $f$  has a local maximum of 1 at  $x = \frac{\pi}{2}$ .  
 b.  $f$  has a local minimum of  $-1$  at  $x = -\frac{\pi}{2}$ .
36. a.  $f$  has a local maximum of 1 at  $x = 0$ .  
 b.  $f$  has a local minimum of  $-1$  both at  $x = -\pi$  and  $x = \pi$ .
37.  $f(x) = 4x^3$   
 $f(-x) = 4(-x)^3 = -4x^3 = -f(x)$   
 Therefore,  $f$  is odd.
38.  $f(x) = 2x^4 - x^2$   
 $f(-x) = 2(-x)^4 - (-x)^2 = 2x^4 - x^2 = f(x)$   
 Therefore,  $f$  is even.
39.  $g(x) = -3x^2 - 5$   
 $g(-x) = -3(-x)^2 - 5 = -3x^2 - 5 = g(x)$   
 Therefore,  $g$  is even.
40.  $h(x) = 3x^3 + 5$   
 $h(-x) = 3(-x)^3 + 5 = -3x^3 + 5$   
 $h$  is neither even nor odd.
41.  $F(x) = \sqrt[3]{x}$   
 $F(-x) = \sqrt[3]{-x} = -\sqrt[3]{x} = -F(x)$   
 Therefore,  $F$  is odd.
42.  $G(x) = \sqrt{x}$   
 $G(-x) = \sqrt{-x}$   
 $G$  is neither even nor odd.
43.  $f(x) = x + |x|$   
 $f(-x) = -x + |-x| = -x + |x|$   
 $f$  is neither even nor odd.
44.  $f(x) = \sqrt[3]{2x^2 + 1}$   
 $f(-x) = \sqrt[3]{2(-x)^2 + 1} = \sqrt[3]{2x^2 + 1} = f(x)$   
 Therefore,  $f$  is even.
45.  $g(x) = \frac{1}{x^2}$   
 $g(-x) = \frac{1}{(-x)^2} = \frac{1}{x^2} = g(x)$   
 Therefore,  $g$  is even.
46.  $h(x) = \frac{x}{x^2 - 1}$   
 $h(-x) = \frac{-x}{(-x)^2 - 1} = \frac{-x}{x^2 - 1} = -h(x)$   
 Therefore,  $h$  is odd.
47.  $h(x) = \frac{-x^3}{3x^2 - 9}$   
 $h(-x) = \frac{-(-x)^3}{3(-x)^2 - 9} = \frac{x^3}{3x^2 - 9} = -h(x)$   
 Therefore,  $h$  is odd.
48.  $F(x) = \frac{2x}{|x|}$   
 $F(-x) = \frac{2(-x)}{|-x|} = \frac{-2x}{|x|} = -F(x)$   
 Therefore,  $F$  is odd.
49.  $f$  has an absolute maximum of 4 at  $x = 1$ .  
 $f$  has an absolute minimum of 1 at  $x = 5$ .  
 $f$  has a local maximum of 3 at  $x = 3$ .  
 $f$  has a local minimum of 2 at  $x = 2$ .
50.  $f$  has an absolute maximum of 4 at  $x = 4$ .  
 $f$  has an absolute minimum of 0 at  $x = 5$ .  
 $f$  has a local maximum of 4 at  $x = 4$ .  
 $f$  has a local minimum of 1 at  $x = 1$ .

**Section 2.3: Properties of Functions**

51.  $f$  has an absolute minimum of 1 at  $x = 1$ .  
 $f$  has an absolute maximum of 4 at  $x = 3$ .  
 $f$  has a local minimum of 1 at  $x = 1$ .  
 $f$  has a local maximum of 4 at  $x = 3$ .

52.  $f$  has an absolute minimum of 1 at  $x = 0$ .  
 $f$  has no absolute maximum.  
 $f$  has no local minimum.  
 $f$  has no local maximum.

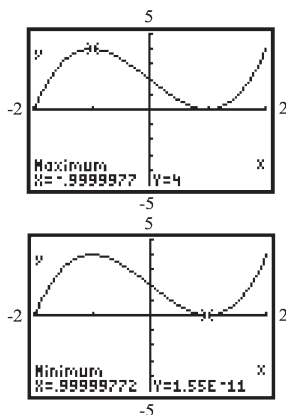
53.  $f$  has an absolute minimum of 0 at  $x = 0$ .  
 $f$  has no absolute maximum.  
 $f$  has a local minimum of 0 at  $x = 0$ .  
 $f$  has a local minimum of 2 at  $x = 3$ .  
 $f$  has a local maximum of 3 at  $x = 2$ .

54.  $f$  has an absolute maximum of 4 at  $x = 2$ .  
 $f$  has no absolute minimum.  
 $f$  has a local maximum of 4 at  $x = 2$ .  
 $f$  has a local minimum of 2 at  $x = 0$ .

55.  $f$  has no absolute maximum or minimum.  
 $f$  has no local maximum or minimum.

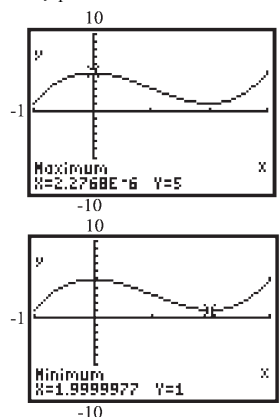
56.  $f$  has no absolute maximum or minimum.  
 $f$  has no local maximum or minimum.

57.  $f(x) = x^3 - 3x + 2$  on the interval  $(-2, 2)$   
 Use MAXIMUM and MINIMUM on the graph  
 of  $y_1 = x^3 - 3x + 2$ .



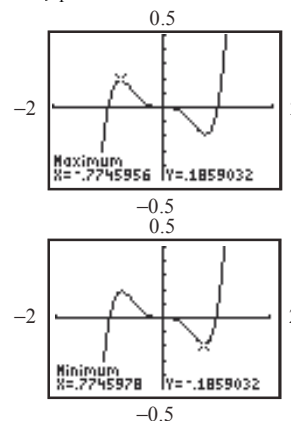
local maximum:  $f(-1) = 4$   
 local minimum:  $f(1) = 0$   
 $f$  is increasing on:  $(-2, -1)$  and  $(1, 2)$ ;  
 $f$  is decreasing on:  $(-1, 1)$

58.  $f(x) = x^3 - 3x^2 + 5$  on the interval  $(-1, 3)$   
 Use MAXIMUM and MINIMUM on the graph  
 of  $y_1 = x^3 - 3x^2 + 5$ .



local maximum:  $f(0) = 5$   
 local minimum:  $f(2) = 1$   
 $f$  is increasing on:  $(-1, 0)$  and  $(2, 3)$ ;  
 $f$  is decreasing on:  $(0, 2)$

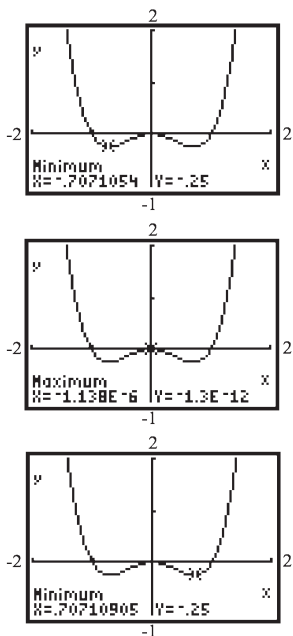
59.  $f(x) = x^5 - x^3$  on the interval  $(-2, 2)$   
 Use MAXIMUM and MINIMUM on the graph  
 of  $y_1 = x^5 - x^3$ .



local maximum:  $f(-0.77) = 0.19$   
 local minimum:  $f(0.77) = -0.19$   
 $f$  is increasing on:  $(-2, -0.77)$  and  $(0.77, 2)$ ;  
 $f$  is decreasing on:  $(-0.77, 0.77)$

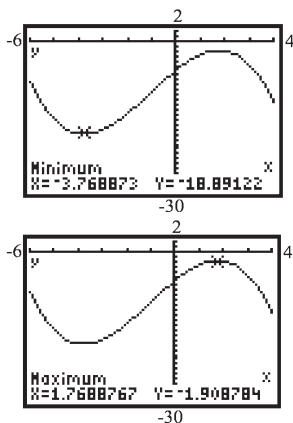
60.  $f(x) = x^4 - x^2$  on the interval  $(-2, 2)$   
 Use MAXIMUM and MINIMUM on the graph  
 of  $y_1 = x^4 - x^2$ .

**Chapter 2: Functions and Their Graphs**



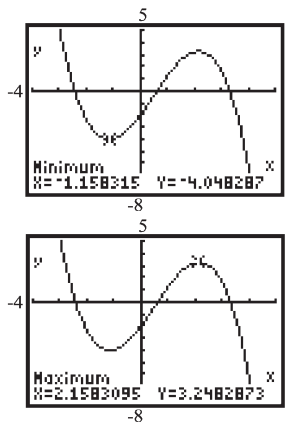
local maximum:  $f(0) = 0$   
 local minimum:  
 $f(-0.71) = -0.25$ ;  $f(0.71) = -0.25$   
 $f$  is increasing on:  $(-0.71, 0)$  and  $(0.71, 2)$ ;  
 $f$  is decreasing on:  $(-2, -0.71)$  and  $(0, 0.71)$

- 61.**  $f(x) = -0.2x^3 - 0.6x^2 + 4x - 6$  on the interval  $(-6, 4)$   
 Use MAXIMUM and MINIMUM on the graph of  $y_1 = -0.2x^3 - 0.6x^2 + 4x - 6$ .



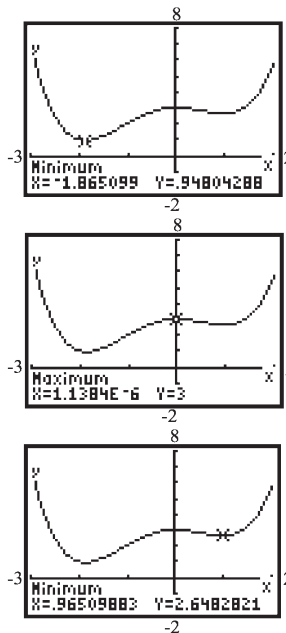
local maximum:  $f(1.77) = -1.91$   
 local minimum:  $f(-3.77) = -18.89$   
 $f$  is increasing on:  $(-3.77, 1.77)$ ;  
 $f$  is decreasing on:  $(-6, -3.77)$  and  $(1.77, 4)$

- 62.**  $f(x) = -0.4x^3 + 0.6x^2 + 3x - 2$  on the interval  $(-4, 5)$   
 Use MAXIMUM and MINIMUM on the graph of  $y_1 = -0.4x^3 + 0.6x^2 + 3x - 2$ .



local maximum:  $f(2.16) = 3.25$   
 local minimum:  $f(-1.16) = -4.05$   
 $f$  is increasing on:  $(-1.16, 2.16)$ ;  
 $f$  is decreasing on:  $(-4, -1.16)$  and  $(2.16, 5)$

- 63.**  $f(x) = 0.25x^4 + 0.3x^3 - 0.9x^2 + 3$  on the interval  $(-3, 2)$   
 Use MAXIMUM and MINIMUM on the graph of  $y_1 = 0.25x^4 + 0.3x^3 - 0.9x^2 + 3$ .

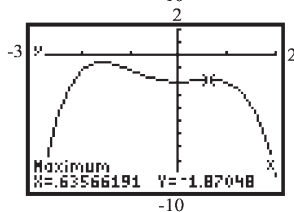
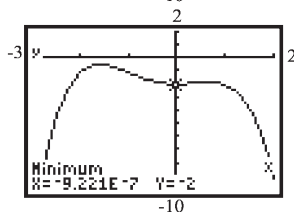
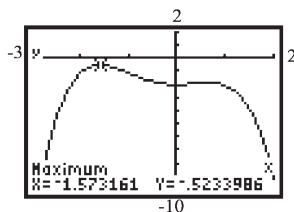


local maximum:  $f(0) = 3$   
 local minimum:

$f(-1.87) = 0.95$ ,  $f(0.97) = 2.65$   
 $f$  is increasing on:  $(-1.87, 0)$  and  $(0.97, 2)$ ;  
 $f$  is decreasing on:  $(-3, -1.87)$  and  $(0, 0.97)$

64.  $f(x) = -0.4x^4 - 0.5x^3 + 0.8x^2 - 2$  on the interval  $(-3, 2)$

Use MAXIMUM and MINIMUM on the graph of  $y_1 = -0.4x^4 - 0.5x^3 + 0.8x^2 - 2$ .



local maxima:  $f(-1.57) = -0.52$ ,

$f(0.64) = -1.87$

local minimum:  $(0, -2)$   $f(0) = -2$

$f$  is increasing on:  $(-3, -1.57)$  and  $(0, 0.64)$ ;

$f$  is decreasing on:  $(-1.57, 0)$  and  $(0.64, 2)$

65.  $f(x) = -2x^2 + 4$

- a. Average rate of change of  $f$  from  $x = 0$  to  $x = 2$

$$\frac{f(2) - f(0)}{2 - 0} = \frac{(-2(2)^2 + 4) - (-2(0)^2 + 4)}{2} = \frac{(-4) - (4)}{2} = \frac{-8}{2} = -4$$

- b. Average rate of change of  $f$  from  $x = 1$  to  $x = 3$ :

$$\frac{f(3) - f(1)}{3 - 1} = \frac{(-2(3)^2 + 4) - (-2(1)^2 + 4)}{2} = \frac{(-14) - (2)}{2} = \frac{-16}{2} = -8$$

- c. Average rate of change of  $f$  from  $x = 1$  to  $x = 4$ :

$$\frac{f(4) - f(1)}{4 - 1} = \frac{(-2(4)^2 + 4) - (-2(1)^2 + 4)}{3} = \frac{(-28) - (2)}{3} = \frac{-30}{3} = -10$$

66.  $f(x) = -x^3 + 1$

- a. Average rate of change of  $f$  from  $x = 0$  to  $x = 2$ :

$$\frac{f(2) - f(0)}{2 - 0} = \frac{(-2)^3 + 1 - (-0)^3 + 1}{2} = \frac{-7 - 1}{2} = \frac{-8}{2} = -4$$

- b. Average rate of change of  $f$  from  $x = 1$  to  $x = 3$ :

$$\frac{f(3) - f(1)}{3 - 1} = \frac{(-3)^3 + 1 - (-1)^3 + 1}{2} = \frac{-26 - (0)}{2} = \frac{-26}{2} = -13$$

- c. Average rate of change of  $f$  from  $x = -1$  to  $x = 1$ :

$$\frac{f(1) - f(-1)}{1 - (-1)} = \frac{(-1)^3 + 1 - (-(-1)^3 + 1)}{2} = \frac{0 - 2}{2} = \frac{-2}{2} = -1$$

67.  $g(x) = x^3 - 2x + 1$

- a. Average rate of change of  $g$  from  $x = -3$  to  $x = -2$ :

$$\frac{g(-2) - g(-3)}{-2 - (-3)} = \frac{[(-2)^3 - 2(-2) + 1] - [(-3)^3 - 2(-3) + 1]}{1} = \frac{(-3) - (-20)}{1} = \frac{17}{1} = 17$$

**Chapter 2: Functions and Their Graphs**

- b.** Average rate of change of  $g$  from  $x = -1$  to  $x = 1$ :

$$\begin{aligned} & \frac{g(1) - g(-1)}{1 - (-1)} \\ &= \frac{[(1)^3 - 2(1) + 1] - [(-1)^3 - 2(-1) + 1]}{2} \\ &= \frac{(0) - (2)}{2} = \frac{-2}{2} = -1 \end{aligned}$$

- c.** Average rate of change of  $g$  from  $x = 1$  to  $x = 3$ :

$$\begin{aligned} & \frac{g(3) - g(1)}{3 - 1} \\ &= \frac{[(3)^3 - 2(3) + 1] - [(1)^3 - 2(1) + 1]}{2} \\ &= \frac{(22) - (0)}{2} = \frac{22}{2} = 11 \end{aligned}$$

**68.**  $h(x) = x^2 - 2x + 3$

- a.** Average rate of change of  $h$  from  $x = -1$  to  $x = 1$ :

$$\begin{aligned} & \frac{h(1) - h(-1)}{1 - (-1)} \\ &= \frac{[(1)^2 - 2(1) + 3] - [(-1)^2 - 2(-1) + 3]}{2} \\ &= \frac{(2) - (6)}{2} = \frac{-4}{2} = -2 \end{aligned}$$

- b.** Average rate of change of  $h$  from  $x = 0$  to  $x = 2$ :

$$\begin{aligned} & \frac{h(2) - h(0)}{2 - 0} \\ &= \frac{[(2)^2 - 2(2) + 3] - [(0)^2 - 2(0) + 3]}{2} \\ &= \frac{(3) - (3)}{2} = \frac{0}{2} = 0 \end{aligned}$$

- c.** Average rate of change of  $h$  from  $x = 2$  to  $x = 5$ :

$$\begin{aligned} & \frac{h(5) - h(2)}{5 - 2} \\ &= \frac{[(5)^2 - 2(5) + 3] - [(2)^2 - 2(2) + 3]}{3} \\ &= \frac{(18) - (3)}{3} = \frac{15}{3} = 5 \end{aligned}$$

**69.**  $f(x) = 5x - 2$

- a.** Average rate of change of  $f$  from 1 to 3:

$$\frac{\Delta y}{\Delta x} = \frac{f(3) - f(1)}{3 - 1} = \frac{13 - 3}{3 - 1} = \frac{10}{2} = 5$$

Thus, the average rate of change of  $f$  from 1 to 3 is 5.

- b.** From (a), the slope of the secant line joining  $(1, f(1))$  and  $(3, f(3))$  is 5. We use the point-slope form to find the equation of the secant line:

$$y - y_1 = m_{\text{sec}}(x - x_1)$$

$$y - 3 = 5(x - 1)$$

$$y - 3 = 5x - 5$$

$$y = 5x - 2$$

**70.**  $f(x) = -4x + 1$

- a.** Average rate of change of  $f$  from 2 to 5:

$$\begin{aligned} \frac{\Delta y}{\Delta x} &= \frac{f(5) - f(2)}{5 - 2} = \frac{-19 - (-7)}{5 - 2} \\ &= \frac{-12}{3} = -4 \end{aligned}$$

Therefore, the average rate of change of  $f$  from 2 to 5 is  $-4$ .

- b.** From (a), the slope of the secant line joining  $(2, f(2))$  and  $(5, f(5))$  is  $-4$ . We use the point-slope form to find the equation of the secant line:

$$y - y_1 = m_{\text{sec}}(x - x_1)$$

$$y - (-7) = -4(x - 2)$$

$$y + 7 = -4x + 8$$

$$y = -4x + 1$$

71.  $g(x) = x^2 - 2$

- a. Average rate of change of  $g$  from  $-2$  to  $1$ :

$$\frac{\Delta y}{\Delta x} = \frac{g(1) - g(-2)}{1 - (-2)} = \frac{-1 - 2}{1 - (-2)} = \frac{-3}{3} = -1$$

Therefore, the average rate of change of  $g$  from  $-2$  to  $1$  is  $-1$ .

- b. From (a), the slope of the secant line joining  $(-2, g(-2))$  and  $(1, g(1))$  is  $-1$ . We use the point-slope form to find the equation of the secant line:

$$y - y_1 = m_{\text{sec}}(x - x_1)$$

$$y - 2 = -1(x - (-2))$$

$$y - 2 = -x - 2$$

$$y = -x$$

72.  $g(x) = x^2 + 1$

- a. Average rate of change of  $g$  from  $-1$  to  $2$ :

$$\frac{\Delta y}{\Delta x} = \frac{g(2) - g(-1)}{2 - (-1)} = \frac{5 - 2}{2 - (-1)} = \frac{3}{3} = 1$$

Therefore, the average rate of change of  $g$  from  $-1$  to  $2$  is  $1$ .

- b. From (a), the slope of the secant line joining  $(-1, g(-1))$  and  $(2, g(2))$  is  $1$ . We use the point-slope form to find the equation of the secant line:

$$y - y_1 = m_{\text{sec}}(x - x_1)$$

$$y - 2 = 1(x - (-1))$$

$$y - 2 = x + 1$$

$$y = x + 3$$

73.  $h(x) = x^2 - 2x$

- a. Average rate of change of  $h$  from  $2$  to  $4$ :

$$\frac{\Delta y}{\Delta x} = \frac{h(4) - h(2)}{4 - 2} = \frac{8 - 0}{4 - 2} = \frac{8}{2} = 4$$

Therefore, the average rate of change of  $h$  from  $2$  to  $4$  is  $4$ .

- b. From (a), the slope of the secant line joining  $(2, h(2))$  and  $(4, h(4))$  is  $4$ . We use the point-slope form to find the equation of the secant line:

$$y - y_1 = m_{\text{sec}}(x - x_1)$$

$$y - 0 = 4(x - 2)$$

$$y = 4x - 8$$

74.  $h(x) = -2x^2 + x$

- a. Average rate of change from  $0$  to  $3$ :

$$\begin{aligned} \frac{\Delta y}{\Delta x} &= \frac{h(3) - h(0)}{3 - 0} = \frac{-15 - 0}{3 - 0} \\ &= \frac{-15}{3} = -5 \end{aligned}$$

Therefore, the average rate of change of  $h$  from  $0$  to  $3$  is  $-5$ .

- b. From (a), the slope of the secant line joining  $(0, h(0))$  and  $(3, h(3))$  is  $-5$ . We use the point-slope form to find the equation of the secant line:

$$y - y_1 = m_{\text{sec}}(x - x_1)$$

$$y - 0 = -5(x - 0)$$

$$y = -5x$$

75. a.  $g(x) = x^3 - 27x$

$$g(-x) = (-x)^3 - 27(-x)$$

$$= -x^3 + 27x$$

$$= -(x^3 - 27x)$$

$$= -g(x)$$

Since  $g(-x) = -g(x)$ , the function is odd.

- b. Since  $g(x)$  is odd then it is symmetric about the origin so there exist a local maximum at  $x = -3$ .

$$g(-3) = (-3)^3 - 27(-3) = -27 + 81 = 54$$

So there is a local maximum of  $54$  at  $x = -3$ .

76.  $f(x) = -x^3 + 12x$

a.  $f(-x) = -(-x)^3 + 12(-x)$

$$= x^3 - 12x$$

$$= -(-x^3 + 12x)$$

$$= -f(x)$$

Since  $f(-x) = -f(x)$ , the function is odd.

- b. Since  $f(x)$  is odd then it is symmetric about the origin so there exist a local maximum at  $x = -3$ .



**Chapter 2: Functions and Their Graphs**

$$f(-2) = -(-2)^3 + 12(-2) = 8 - 24 = -16$$

So there is a local maximum of  $-16$  at  $x = -2$ .

77.  $F(x) = -x^4 + 8x^2 + 8$

a. 
$$\begin{aligned} F(-x) &= -(-x)^4 + 8(-x)^2 + 8 \\ &= -x^4 + 8x^2 + 8 \\ &= F(x) \end{aligned}$$

Since  $F(-x) = F(x)$ , the function is even.

- b. Since the function is even, its graph has y-axis symmetry. The second local maximum is in quadrant II and is 24 and occurs at  $x = -2$ .
- c. Because the graph has y-axis symmetry, the area under the graph between  $x = 0$  and  $x = 3$  bounded below by the x-axis is the same as the area under the graph between  $x = -3$  and  $x = 0$  bounded below the x-axis. Thus, the area is 47.4 square units.

78.  $G(x) = -x^4 + 32x^2 + 144$

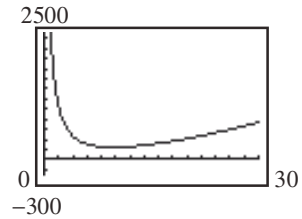
a. 
$$\begin{aligned} G(-x) &= -(-x)^4 + 32(-x)^2 + 144 \\ &= -x^4 + 32x^2 + 144 \\ &= G(x) \end{aligned}$$

Since  $G(-x) = G(x)$ , the function is even.

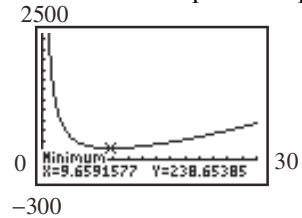
- b. Since the function is even, its graph has y-axis symmetry. The second local maximum is in quadrant II and is 400 and occurs at  $x = -4$ .
- c. Because the graph has y-axis symmetry, the area under the graph between  $x = 0$  and  $x = 6$  bounded below by the x-axis is the same as the area under the graph between  $x = -6$  and  $x = 0$  bounded below the x-axis. Thus, the area is 1612.8 square units.

79. 
$$\bar{C}(x) = 0.3x^2 + 21x - 251 + \frac{2500}{x}$$

a. 
$$y_1 = 0.3x^2 + 21x - 251 + \frac{2500}{x}$$



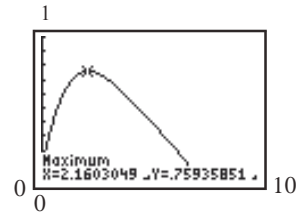
- b. Use MINIMUM. Rounding to the nearest whole number, the average cost is minimized when approximately 10 lawnmowers are produced per hour.



- c. The minimum average cost is approximately \$239 per mower.

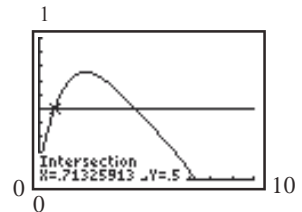
80. a. 
$$C(t) = -.002t^4 + .039t^3 - .285t^2 + .766t + .085$$

Graph the function on a graphing utility and use the Maximum option from the CALC menu.

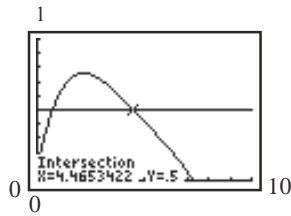


The concentration will be highest after about 2.16 hours.

- b. Enter the function in Y1 and 0.5 in Y2. Graph the two equations in the same window and use the Intersect option from the CALC menu.

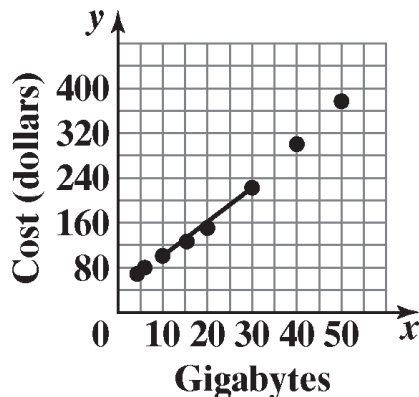


**Section 2.3: Properties of Functions**



After taking the medication, the woman can feed her child within the first 0.71 hours (about 42 minutes) or after 4.47 hours (about 4 hours 28 minutes) have elapsed.

81. a. and b.



The slope represents the average rate of change of the cost of the plan from 10 to 30 gigabytes.

$$\begin{aligned} \text{c. avg. rate of change} &= \frac{C(10) - C(4)}{10 - 4} \\ &= \frac{100 - 70}{6} \\ &= \frac{30}{6} \\ &= \$5 \text{ per gigabyte} \end{aligned}$$

On average, the cost per gigabyte is increasing at a rate of \$5 per gigabyte from 4 to 10 gigabytes.

$$\begin{aligned} \text{d. avg. rate of change} &= \frac{C(30) - C(10)}{30 - 10} \\ &= \frac{225 - 100}{20} \\ &= \frac{125}{20} \\ &= \$6.25 \text{ per gigabyte} \end{aligned}$$

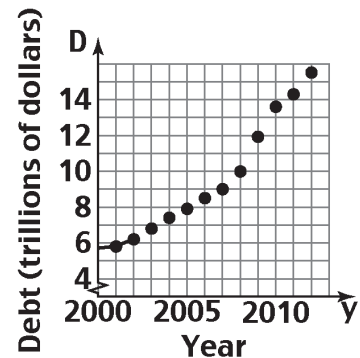
On average, the cost per gigabyte is increasing at a rate of \$6.25 per gigabyte from 10 to 30 gigabytes.

$$\begin{aligned} \text{e. avg. rate of change} &= \frac{C(50) - C(30)}{50 - 30} \\ &= \frac{375 - 225}{20} \\ &= \frac{150}{20} \\ &= \$7.50 \text{ per gigabyte} \end{aligned}$$

On average, the cost per gigabyte is increasing at a rate of \$7.50 per gigabyte from 30 to 50 gigabytes.

f. The average rate of change is increasing as the gigabyte use goes up. This indicates that the cost is increasing at an increasing rate.

82. a.



b. The slope represents the average rate of change of the debt from 2001 to 2006.

$$\begin{aligned} \text{c. avg. rate of change} &= \frac{P(2004) - P(2002)}{2004 - 2002} \\ &= \frac{7379 - 6228}{2} \\ &= \frac{1151}{2} \\ &= \$ 575.5 \text{ billion/yr} \end{aligned}$$

$$\begin{aligned} \text{d. avg. rate of change} &= \frac{P(2008) - P(2006)}{2008 - 2006} \\ &= \frac{10025 - 8507}{2} \\ &= \frac{1518}{2} \\ &= \$ 759 \text{ billion/yr} \end{aligned}$$

**Chapter 2: Functions and Their Graphs**

e. avg. rate of change =  $\frac{P(2012) - P(2010)}{2012 - 2010}$   
 $= \frac{16066 - 13562}{2}$   
 $= \frac{2504}{2}$   
 $= \$ 1252 \text{ billion}$

f. The average rate of change is increasing as time passes.

83. a. avg. rate of change =  $\frac{P(2.5) - P(0)}{2.5 - 0}$   
 $= \frac{0.18 - 0.09}{2.5 - 0}$   
 $= \frac{0.09}{2.5}$   
 $= 0.036 \text{ gram per hour}$

On average, the population is increasing at a rate of 0.036 gram per hour from 0 to 2.5 hours.

b. avg. rate of change =  $\frac{P(6) - P(4.5)}{6 - 4.5}$   
 $= \frac{0.50 - 0.35}{6 - 4.5}$   
 $= \frac{0.15}{1.5}$   
 $= 0.1 \text{ gram per hour}$

On average, the population is increasing at a rate of 0.1 gram per hour from 4.5 to 6 hours.

c. The average rate of change is increasing as time passes. This indicates that the population is increasing at an increasing rate.

84. a. avg. rate of change =  $\frac{P(2006) - P(2004)}{2006 - 2004}$   
 $= \frac{53.8 - 46.5}{2}$   
 $= \frac{7.3}{2}$   
 $= 3.65 \text{ percentage points per year}$

On average, the percentage of returns that are e-filed is increasing at a rate of 3.65 percentage points per year from 2004 to 2006.

b. avg. rate of change =  $\frac{P(2009) - P(2007)}{2009 - 2007}$   
 $= \frac{67.2 - 57.1}{2009 - 2007}$   
 $= \frac{10.1}{2}$   
 $= 5.05 \text{ percentage points per year}$

On average, the percentage of returns that are e-filed is increasing at a rate of 5.05 percentage points per year from 2007 to 2009.

c. avg. rate of change =  $\frac{P(2012) - P(2010)}{2012 - 2010}$   
 $= \frac{82.7 - 69.8}{2012 - 2010}$   
 $= \frac{12.9}{2}$   
 $= 6.45 \text{ percentage points per year}$

On average, the percentage of returns that are e-filed is increasing at a rate of 6.45 percentage points per year from 2010 to 2012.

d. The average rate of change is increasing as time passes. This indicates that the percentage of e-filers is increasing at an increasing rate.

85.  $f(x) = x^2$

a. Average rate of change of  $f$  from  $x = 0$  to  $x = 1$ :

$$\frac{f(1) - f(0)}{1 - 0} = \frac{1^2 - 0^2}{1} = \frac{1}{1} = 1$$

b. Average rate of change of  $f$  from  $x = 0$  to  $x = 0.5$ :

$$\frac{f(0.5) - f(0)}{0.5 - 0} = \frac{(0.5)^2 - 0^2}{0.5} = \frac{0.25}{0.5} = 0.5$$

c. Average rate of change of  $f$  from  $x = 0$  to  $x = 0.1$ :

$$\frac{f(0.1) - f(0)}{0.1 - 0} = \frac{(0.1)^2 - 0^2}{0.1} = \frac{0.01}{0.1} = 0.1$$

**Section 2.3: Properties of Functions**

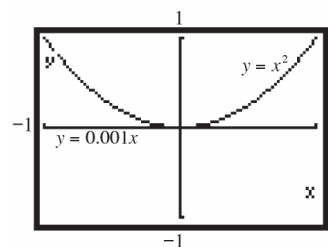
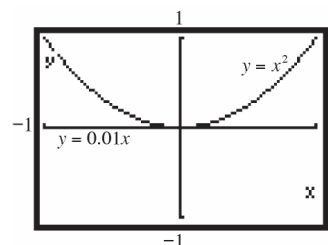
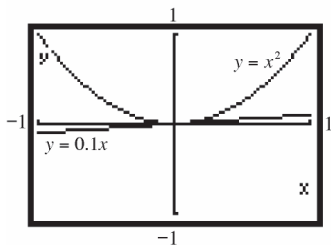
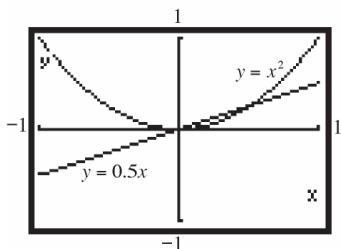
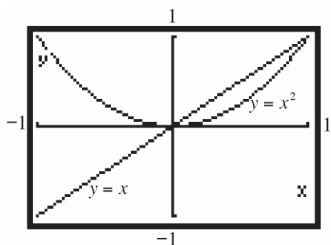
- d. Average rate of change of  $f$  from  $x = 0$  to  $x = 0.01$  :

$$\frac{f(0.01) - f(0)}{0.01 - 0} = \frac{(0.01)^2 - 0^2}{0.01} = \frac{0.0001}{0.01} = 0.01$$

- e. Average rate of change of  $f$  from  $x = 0$  to  $x = 0.001$  :

$$\frac{f(0.001) - f(0)}{0.001 - 0} = \frac{(0.001)^2 - 0^2}{0.001} = \frac{0.000001}{0.001} = 0.001$$

- f. Graphing the secant lines:



- g. The secant lines are beginning to look more and more like the tangent line to the graph of  $f$  at the point where  $x = 0$ .
- h. The slopes of the secant lines are getting smaller and smaller. They seem to be approaching the number zero.

86.  $f(x) = x^2$

- a. Average rate of change of  $f$  from  $x = 1$  to  $x = 2$  :

$$\frac{f(2) - f(1)}{2 - 1} = \frac{2^2 - 1^2}{1} = \frac{3}{1} = 3$$

- b. Average rate of change of  $f$  from  $x = 1$  to  $x = 1.5$  :

$$\frac{f(1.5) - f(1)}{1.5 - 1} = \frac{(1.5)^2 - 1^2}{0.5} = \frac{1.25}{0.5} = 2.5$$

- c. Average rate of change of  $f$  from  $x = 1$  to  $x = 1.1$  :

$$\frac{f(1.1) - f(1)}{1.1 - 1} = \frac{(1.1)^2 - 1^2}{0.1} = \frac{0.21}{0.1} = 2.1$$

- d. Average rate of change of  $f$  from  $x = 1$  to  $x = 1.01$  :

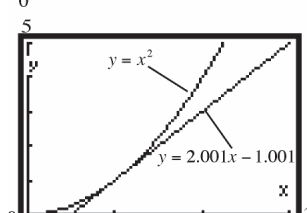
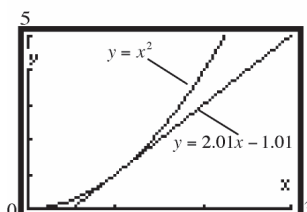
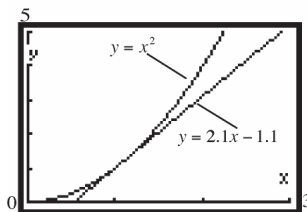
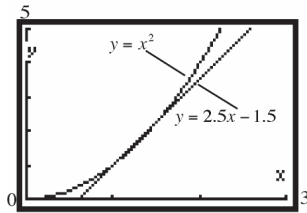
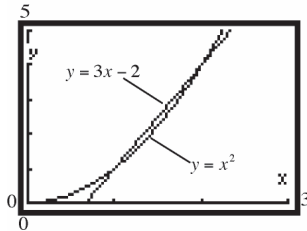
$$\frac{f(1.01) - f(1)}{1.01 - 1} = \frac{(1.01)^2 - 1^2}{0.01} = \frac{0.0201}{0.01} = 2.01$$

- e. Average rate of change of  $f$  from  $x = 1$  to  $x = 1.001$  :

$$\frac{f(1.001) - f(1)}{1.001 - 1} = \frac{(1.001)^2 - 1^2}{0.001} = \frac{0.002001}{0.001} = 2.001$$

**Chapter 2: Functions and Their Graphs**

f. Graphing the secant lines:



g. The secant lines are beginning to look more and more like the tangent line to the graph of  $f$  at the point where  $x = 1$ .

h. The slopes of the secant lines are getting smaller and smaller. They seem to be approaching the number 2.

87.  $f(x) = 2x + 5$

a. 
$$m_{\text{sec}} = \frac{f(x+h) - f(x)}{h}$$

$$= \frac{2(x+h) + 5 - 2x - 5}{h} = \frac{2h}{h} = 2$$

b. When  $x = 1$ :

$h = 0.5 \Rightarrow m_{\text{sec}} = 2$

$h = 0.1 \Rightarrow m_{\text{sec}} = 2$

$h = 0.01 \Rightarrow m_{\text{sec}} = 2$

as  $h \rightarrow 0$ ,  $m_{\text{sec}} \rightarrow 2$

c. Using the point  $(1, f(1)) = (1, 7)$  and slope,

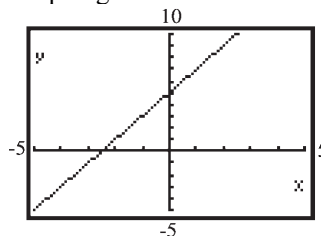
$m = 2$ , we get the secant line:

$y - 7 = 2(x - 1)$

$y - 7 = 2x - 2$

$y = 2x + 5$

d. Graphing:



The graph and the secant line coincide.

88.  $f(x) = -3x + 2$

a. 
$$m_{\text{sec}} = \frac{f(x+h) - f(x)}{h}$$

$$= \frac{-3(x+h) + 2 - (-3x + 2)}{h} = \frac{-3h}{h} = -3$$

b. When  $x = 1$ ,

$h = 0.5 \Rightarrow m_{\text{sec}} = -3$

$h = 0.1 \Rightarrow m_{\text{sec}} = -3$

$h = 0.01 \Rightarrow m_{\text{sec}} = -3$

as  $h \rightarrow 0$ ,  $m_{\text{sec}} \rightarrow -3$

c. Using point  $(1, f(1)) = (1, -1)$  and

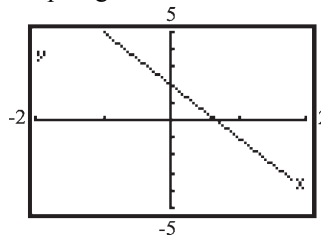
slope  $= -3$ , we get the secant line:

$y - (-1) = -3(x - 1)$

$y + 1 = -3x + 3$

$y = -3x + 2$

d. Graphing:



The graph and the secant line coincide.

89.  $f(x) = x^2 + 2x$

a. 
$$m_{\text{sec}} = \frac{f(x+h) - f(x)}{h}$$

$$= \frac{(x+h)^2 + 2(x+h) - (x^2 + 2x)}{h}$$

$$= \frac{x^2 + 2xh + h^2 + 2x + 2h - x^2 - 2x}{h}$$

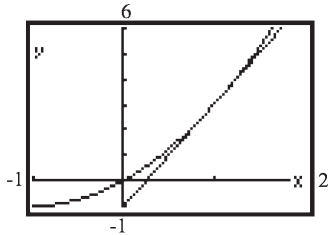
$$= \frac{2xh + h^2 + 2h}{h}$$

$$= 2x + h + 2$$

b. When  $x = 1$ ,  
 $h = 0.5 \Rightarrow m_{\text{sec}} = 2 \cdot 1 + 0.5 + 2 = 4.5$   
 $h = 0.1 \Rightarrow m_{\text{sec}} = 2 \cdot 1 + 0.1 + 2 = 4.1$   
 $h = 0.01 \Rightarrow m_{\text{sec}} = 2 \cdot 1 + 0.01 + 2 = 4.01$   
 as  $h \rightarrow 0$ ,  $m_{\text{sec}} \rightarrow 2 \cdot 1 + 0 + 2 = 4$

c. Using point  $(1, f(1)) = (1, 3)$  and slope = 4.01, we get the secant line:  
 $y - 3 = 4.01(x - 1)$   
 $y - 3 = 4.01x - 4.01$   
 $y = 4.01x - 1.01$

d. Graphing:



90.  $f(x) = 2x^2 + x$

a. 
$$m_{\text{sec}} = \frac{f(x+h) - f(x)}{h}$$

$$= \frac{2(x+h)^2 + (x+h) - (2x^2 + x)}{h}$$

$$= \frac{2(x^2 + 2xh + h^2) + x + h - 2x^2 - x}{h}$$

$$= \frac{2x^2 + 4xh + 2h^2 + x + h - 2x^2 - x}{h}$$

$$= \frac{4xh + 2h^2 + h}{h}$$

$$= 4x + 2h + 1$$

b. When  $x = 1$ ,

$$h = 0.5 \Rightarrow m_{\text{sec}} = 4 \cdot 1 + 2(0.5) + 1 = 6$$

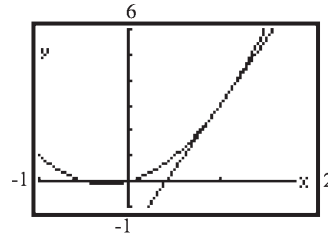
$$h = 0.1 \Rightarrow m_{\text{sec}} = 4 \cdot 1 + 2(0.1) + 1 = 5.2$$

$$h = 0.01 \Rightarrow m_{\text{sec}} = 4 \cdot 1 + 2(0.01) + 1 = 5.02$$

$$\text{as } h \rightarrow 0, m_{\text{sec}} \rightarrow 4 \cdot 1 + 2(0) + 1 = 5$$

c. Using point  $(1, f(1)) = (1, 3)$  and slope = 5.02, we get the secant line:  
 $y - 3 = 5.02(x - 1)$   
 $y - 3 = 5.02x - 5.02$   
 $y = 5.02x - 2.02$

d. Graphing:



91.  $f(x) = 2x^2 - 3x + 1$

a. 
$$m_{\text{sec}} = \frac{f(x+h) - f(x)}{h}$$

$$= \frac{2(x+h)^2 - 3(x+h) + 1 - (2x^2 - 3x + 1)}{h}$$

$$= \frac{2(x^2 + 2xh + h^2) - 3x - 3h + 1 - 2x^2 + 3x - 1}{h}$$

$$= \frac{2x^2 + 4xh + 2h^2 - 3x - 3h + 1 - 2x^2 + 3x - 1}{h}$$

$$= \frac{4xh + 2h^2 - 3h}{h}$$

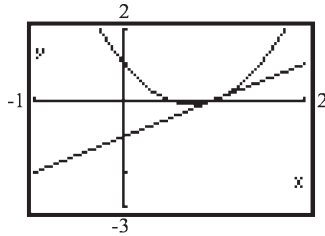
$$= 4x + 2h - 3$$

b. When  $x = 1$ ,  
 $h = 0.5 \Rightarrow m_{\text{sec}} = 4 \cdot 1 + 2(0.5) - 3 = 2$   
 $h = 0.1 \Rightarrow m_{\text{sec}} = 4 \cdot 1 + 2(0.1) - 3 = 1.2$   
 $h = 0.01 \Rightarrow m_{\text{sec}} = 4 \cdot 1 + 2(0.01) - 3 = 1.02$   
 as  $h \rightarrow 0$ ,  $m_{\text{sec}} \rightarrow 4 \cdot 1 + 2(0) - 3 = 1$

c. Using point  $(1, f(1)) = (1, 0)$  and slope = 1.02, we get the secant line:  
 $y - 0 = 1.02(x - 1)$   
 $y = 1.02x - 1.02$

**Chapter 2: Functions and Their Graphs**

d. Graphing:



92.  $f(x) = -x^2 + 3x - 2$

a. 
$$m_{\text{sec}} = \frac{f(x+h) - f(x)}{h}$$

$$= \frac{-(x+h)^2 + 3(x+h) - 2 - (-x^2 + 3x - 2)}{h}$$

$$= \frac{-(x^2 + 2xh + h^2) + 3x + 3h - 2 + x^2 - 3x + 2}{h}$$

$$= \frac{-x^2 - 2xh - h^2 + 3x + 3h - 2 + x^2 - 3x + 2}{h}$$

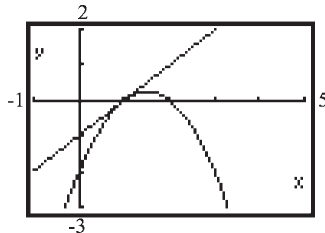
$$= \frac{-2xh - h^2 + 3h}{h}$$

$$= -2x - h + 3$$

- b. When  $x = 1$ ,  
 $h = 0.5 \Rightarrow m_{\text{sec}} = -2 \cdot 1 - 0.5 + 3 = 0.5$   
 $h = 0.1 \Rightarrow m_{\text{sec}} = -2 \cdot 1 - 0.1 + 3 = 0.9$   
 $h = 0.01 \Rightarrow m_{\text{sec}} = -2 \cdot 1 - 0.01 + 3 = 0.99$   
 as  $h \rightarrow 0$ ,  $m_{\text{sec}} \rightarrow -2 \cdot 1 - 0 + 3 = 1$

- c. Using point  $(1, f(1)) = (1, 0)$  and slope = 0.99, we get the secant line:  
 $y - 0 = 0.99(x - 1)$   
 $y = 0.99x - 0.99$

d. Graphing:



93.  $f(x) = \frac{1}{x}$

a. 
$$m_{\text{sec}} = \frac{f(x+h) - f(x)}{h}$$

$$= \frac{\left(\frac{1}{x+h} - \frac{1}{x}\right)}{h} = \frac{\left(\frac{x - (x+h)}{(x+h)x}\right)}{h}$$

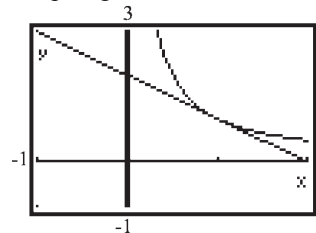
$$= \frac{\left(\frac{x - x - h}{(x+h)x}\right)\left(\frac{1}{h}\right)}{\left(\frac{-h}{(x+h)x}\right)\left(\frac{1}{h}\right)}$$

$$= -\frac{1}{(x+h)x}$$

- b. When  $x = 1$ ,  
 $h = 0.5 \Rightarrow m_{\text{sec}} = -\frac{1}{(1+0.5)(1)} = -\frac{1}{1.5} = -\frac{2}{3} \approx -0.667$   
 $h = 0.1 \Rightarrow m_{\text{sec}} = -\frac{1}{(1+0.1)(1)} = -\frac{1}{1.1} = -\frac{10}{11} \approx -0.909$   
 $h = 0.01 \Rightarrow m_{\text{sec}} = -\frac{1}{(1+0.01)(1)} = -\frac{1}{1.01} = -\frac{100}{101} \approx -0.990$   
 as  $h \rightarrow 0$ ,  $m_{\text{sec}} \rightarrow -\frac{1}{(1+0)(1)} = -\frac{1}{1} = -1$

- c. Using point  $(1, f(1)) = (1, 1)$  and slope =  $-\frac{100}{101}$ , we get the secant line:  
 $y - 1 = -\frac{100}{101}(x - 1)$   
 $y - 1 = -\frac{100}{101}x + \frac{100}{101}$   
 $y = -\frac{100}{101}x + \frac{201}{101}$

d. Graphing:



94.  $f(x) = \frac{1}{x^2}$

a. 
$$m_{\text{sec}} = \frac{f(x+h) - f(x)}{h}$$

$$= \frac{\left(\frac{1}{(x+h)^2} - \frac{1}{x^2}\right)}{h}$$

$$= \frac{\left(\frac{x^2 - (x+h)^2}{(x+h)^2 x^2}\right)}{h}$$

$$= \left(\frac{x^2 - (x^2 + 2xh + h^2)}{(x+h)^2 x^2}\right) \left(\frac{1}{h}\right)$$

$$= \left(\frac{-2xh - h^2}{(x+h)^2 x^2}\right) \left(\frac{1}{h}\right)$$

$$= \frac{-2x - h}{(x+h)^2 x^2} = \frac{-2x - h}{(x^2 + 2xh + h^2)x^2}$$

b. When  $x = 1$ ,

$$h = 0.5 \Rightarrow m_{\text{sec}} = \frac{-2 \cdot 1 - 0.5}{(1+0.5)^2 1^2} = -\frac{10}{9} \approx -1.1111$$

$$h = 0.1 \Rightarrow m_{\text{sec}} = \frac{-2 \cdot 1 - 0.1}{(1+0.1)^2 1^2} = -\frac{210}{121} \approx -1.7355$$

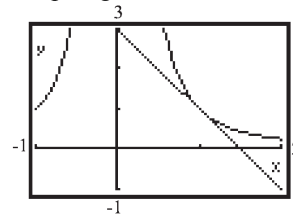
$$h = 0.01 \Rightarrow m_{\text{sec}} = \frac{-2 \cdot 1 - 0.01}{(1+0.01)^2 1^2}$$

$$= -\frac{20,100}{10,201} \approx -1.9704$$

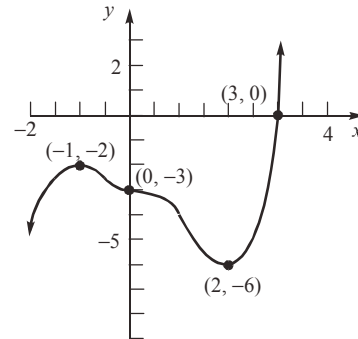
$$\text{as } h \rightarrow 0, m_{\text{sec}} \rightarrow \frac{-2 \cdot 1 - 0}{(1+0)^2 1^2} = -2$$

c. Using point  $(1, f(1)) = (1, 1)$  and slope  $= -1.9704$ , we get the secant line:  
 $y - 1 = -1.9704(x - 1)$   
 $y - 1 = -1.9704x + 1.9704$   
 $y = -1.9704x + 2.9704$

d. Graphing:



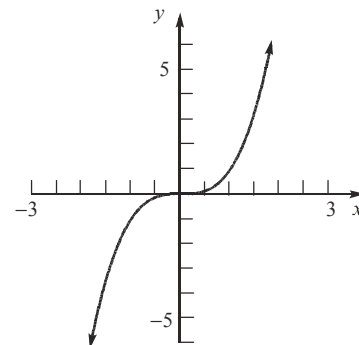
95. Answers will vary. One possibility follows:



96. Answers will vary. See solution to Problem 89 for one possibility.

97. A function that is increasing on an interval can have at most one  $x$ -intercept on the interval. The graph of  $f$  could not "turn" and cross it again or it would start to decrease.

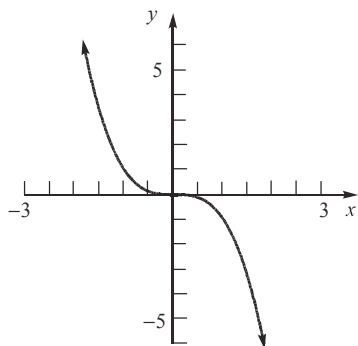
98. An increasing function is a function whose graph goes up as you read from left to right.





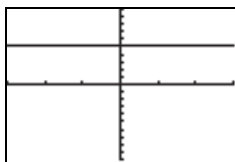
## Chapter 2: Functions and Their Graphs

A decreasing function is a function whose graph goes down as you read from left to right.



99. To be an even function we need  $f(-x) = f(x)$  and to be an odd function we need  $f(-x) = -f(x)$ . In order for a function to be both even and odd, we would need  $f(x) = -f(x)$ . This is only possible if  $f(x) = 0$ .

100. The graph of  $y = 5$  is a horizontal line.



The local maximum is  $y = 5$  and it occurs at each  $x$ -value in the interval.

101. Not necessarily. It just means  $f(5) > f(2)$ . The function could have both increasing and decreasing intervals.

$$102. \frac{f(x_2) - f(x_1)}{x_2 - x_1} = \frac{b - b}{x_2 - x_1} = 0$$

$$\frac{f(2) - f(-2)}{2 - (-2)} = \frac{0 - 0}{4} = 0$$

$$103. f(-3) = \frac{(-3)^2}{2(-3) + 5}$$

$$= \frac{9}{-6 + 5} = \frac{9}{-1} = -9$$

So the corresponding point is:  $(-3, -9)$

104. Let  $x$  be the number of miles driven. Then 0.80 represents the mileage charge. Let 40 be the fixed charge. Then the cost  $C$  to rent the truck is given by:  $C(x) = 0.80x + 40$

105. The slope of the perpendicular line would be

$$-\frac{1}{m} = -\frac{1}{\frac{5}{3}} = -\frac{3}{5}$$

$$y - y_1 = m(x - x_1)$$

$$y - (-1) = -\frac{3}{5}(x - 3)$$

$$y + 1 = -\frac{3}{5}x + 3$$

$$y = -\frac{3}{5}x + 2$$

$$106. \frac{f(x+h) - f(x)}{h} = \frac{3(x+h)^2 - 5(x+h) - (3x^2 - 5x)}{h}$$

$$= \frac{3(x^2 + 2xh + h^2) - 5x - 5h - 3x^2 + 5x}{h}$$

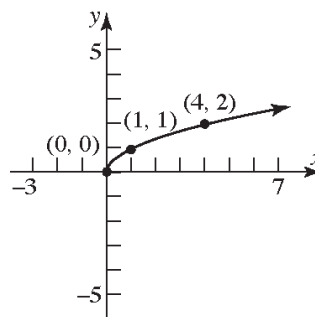
$$= \frac{3x^2 + 6xh + 3h^2 - 5x - 5h - 3x^2 + 5x}{h}$$

$$= \frac{6xh + 3h^2 - 5h}{h} = \frac{h(6x + 3h - 5)}{h}$$

$$= 6x + 3h - 5$$

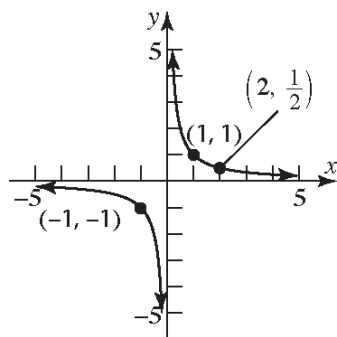
### Section 2.4

1.  $y = \sqrt{x}$



**Section 2.4: Library of Functions; Piecewise-defined Functions**

2.  $y = \frac{1}{x}$



3.  $y = x^3 - 8$

y-intercept:

Let  $x = 0$ , then  $y = (0)^3 - 8 = -8$ .

x-intercept:

Let  $y = 0$ , then  $0 = x^3 - 8$

$$x^3 = 8$$

$$x = 2$$

The intercepts are  $(0, -8)$  and  $(2, 0)$ .

4.  $(-\infty, 0)$

5. piecewise-defined

6. True

7. False; the cube root function is odd and increasing on the interval  $(-\infty, \infty)$ .

8. False; the domain and range of the reciprocal function are both the set of real numbers except for 0.

9. b

10. a

11. C

12. A

13. E

14. G

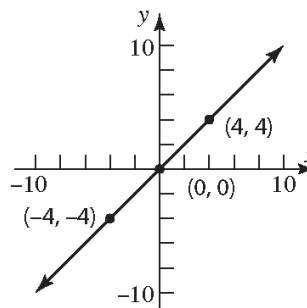
15. B

16. D

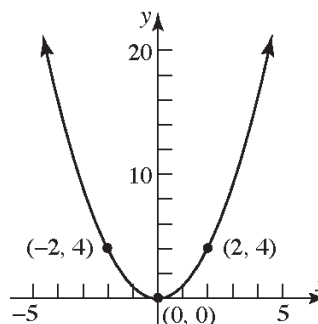
17. F

18. H

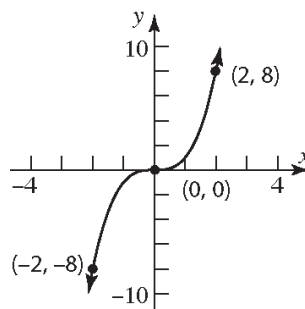
19.  $f(x) = x$



20.  $f(x) = x^2$

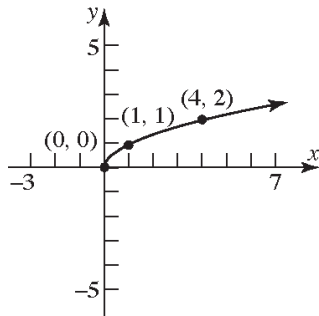


21.  $f(x) = x^3$

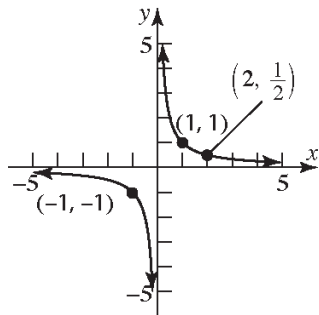


**Chapter 2: Functions and Their Graphs**

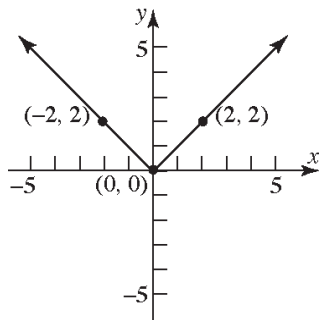
22.  $f(x) = \sqrt{x}$



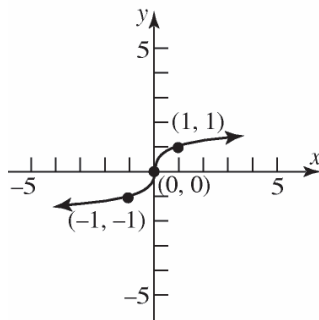
23.  $f(x) = \frac{1}{x}$



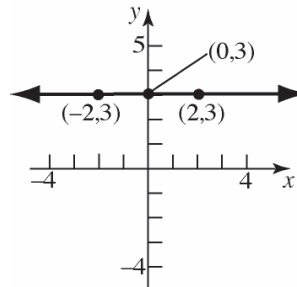
24.  $f(x) = |x|$



25.  $f(x) = \sqrt[3]{x}$



26.  $f(x) = 3$



27. a.  $f(-2) = (-2)^2 = 4$

b.  $f(0) = 2$

c.  $f(2) = 2(2) + 1 = 5$

28. a.  $f(-2) = -3(-2) = 6$

b.  $f(-1) = 0$

c.  $f(0) = 2(0)^2 + 1 = 1$

29. a.  $f(0) = 2(0) - 4 = -4$

b.  $f(1) = 2(1) - 4 = -2$

c.  $f(2) = 2(2) - 4 = 0$

d.  $f(3) = (3)^3 - 2 = 25$

30. a.  $f(-1) = (-1)^3 = -1$

b.  $f(0) = (0)^3 = 0$

c.  $f(1) = 3(1) + 2 = 5$

d.  $f(3) = 3(3) + 2 = 11$

31.  $f(x) = \begin{cases} 2x & \text{if } x \neq 0 \\ 1 & \text{if } x = 0 \end{cases}$

a. Domain:  $\{x \mid x \text{ is any real number}\}$

b.  $x$ -intercept: none

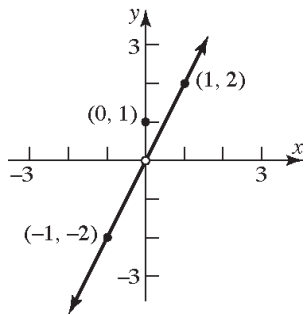
$y$ -intercept:

$f(0) = 1$

**Section 2.4: Library of Functions; Piecewise-defined Functions**

The only intercept is  $(0,1)$ .

c. Graph:



d. Range:  $\{y \mid y \neq 0\}$ ;  $(-\infty, 0) \cup (0, \infty)$

e. The graph is not continuous. There is a jump at  $x=0$ .

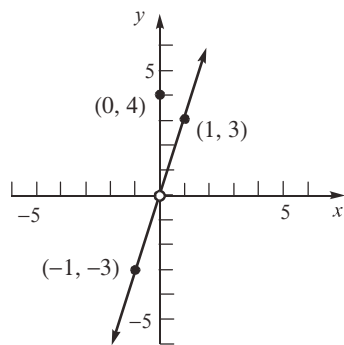
32.  $f(x) = \begin{cases} 3x & \text{if } x \neq 0 \\ 4 & \text{if } x = 0 \end{cases}$

a. Domain:  $\{x \mid x \text{ is any real number}\}$

b.  $x$ -intercept: none  
 $y$ -intercept:  $f(0) = 4$

The only intercept is  $(0,4)$ .

c. Graph:



d. Range:  $\{y \mid y \neq 0\}$ ;  $(-\infty, 0) \cup (0, \infty)$

e. The graph is not continuous. There is a jump at  $x=0$ .

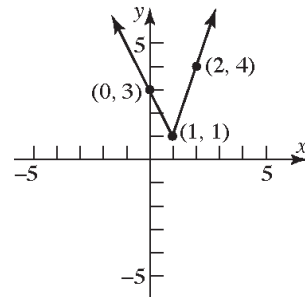
33.  $f(x) = \begin{cases} -2x+3 & \text{if } x < 1 \\ 3x-2 & \text{if } x \geq 1 \end{cases}$

a. Domain:  $\{x \mid x \text{ is any real number}\}$

b.  $x$ -intercept: none  
 $y$ -intercept:  $f(0) = -2(0) + 3 = 3$

The only intercept is  $(0,3)$ .

c. Graph:



d. Range:  $\{y \mid y \geq 1\}$ ;  $[1, \infty)$

e. The graph is continuous. There are no holes or gaps.

34.  $f(x) = \begin{cases} x+3 & \text{if } x < -2 \\ -2x-3 & \text{if } x \geq -2 \end{cases}$

a. Domain:  $\{x \mid x \text{ is any real number}\}$

b.  $x+3=0$        $-2x-3=0$   
 $x=-3$        $-2x=3$

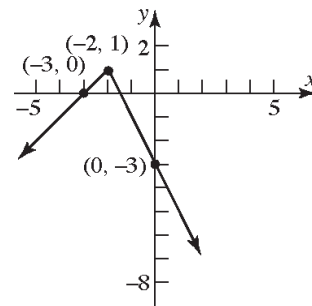
$$x = -\frac{3}{2}$$

$x$ -intercepts:  $-3, -\frac{3}{2}$

$y$ -intercept:  $f(0) = -2(0) - 3 = -3$

The intercepts are  $(-3, 0)$ ,  $(-\frac{3}{2}, 0)$ , and  $(0, -3)$ .

c. Graph:



d. Range:  $\{y \mid y \leq 1\}$ ;  $(-\infty, 1]$

**Chapter 2: Functions and Their Graphs**

- e. The graph is continuous. There are no holes or gaps.

35. 
$$f(x) = \begin{cases} x+3 & \text{if } -2 \leq x < 1 \\ 5 & \text{if } x = 1 \\ -x+2 & \text{if } x > 1 \end{cases}$$

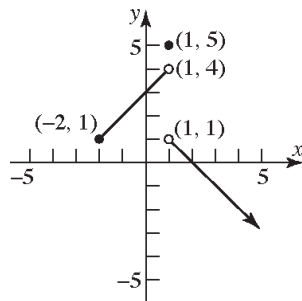
a. Domain:  $\{x \mid x \geq -2\}; [-2, \infty)$

b.  $x+3=0 \quad -x+2=0$   
 $x=-3 \quad -x=-2$   
(not in domain)  $x=2$   
x-intercept: 2

y-intercept:  $f(0) = 0+3=3$

The intercepts are  $(2,0)$  and  $(0,3)$ .

- c. Graph:



d. Range:  $\{y \mid y < 4, y = 5\}; (-\infty, 4) \cup \{5\}$

- e. The graph is not continuous. There is a jump at  $x=1$ .

36. 
$$f(x) = \begin{cases} 2x+5 & \text{if } -3 \leq x < 0 \\ -3 & \text{if } x = 0 \\ -5x & \text{if } x > 0 \end{cases}$$

a. Domain:  $\{x \mid x \geq -3\}; [-3, \infty)$

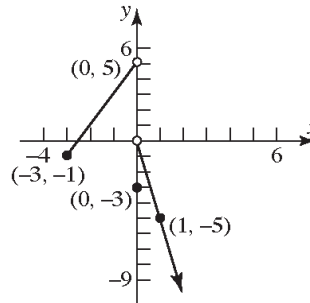
b.  $2x+5=0 \quad -5x=0$   
 $2x=-5 \quad x=0$   
 $x=-\frac{5}{2}$  (not in domain of piece)

x-intercept:  $-\frac{5}{2}$

y-intercept:  $f(0) = -3$

The intercepts are  $(-\frac{5}{2}, 0)$  and  $(0, -3)$ .

- c. Graph:



d. Range:  $\{y \mid y < 5\}; (-\infty, 5)$

- e. The graph is not continuous. There is a jump at  $x=0$ .

37. 
$$f(x) = \begin{cases} 1+x & \text{if } x < 0 \\ x^2 & \text{if } x \geq 0 \end{cases}$$

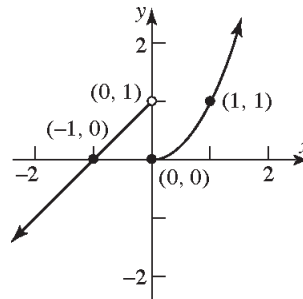
a. Domain:  $\{x \mid x \text{ is any real number}\}$

b.  $1+x=0 \quad x^2=0$   
 $x=-1 \quad x=0$   
x-intercepts:  $-1, 0$

y-intercept:  $f(0) = 0^2 = 0$

The intercepts are  $(-1, 0)$  and  $(0, 0)$ .

- c. Graph:



d. Range:  $\{y \mid y \text{ is any real number}\}$

- e. The graph is not continuous. There is a jump at  $x=0$ .

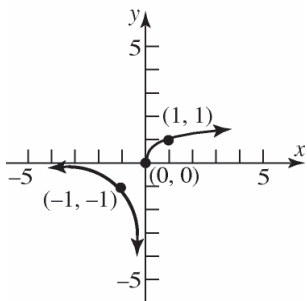
38. 
$$f(x) = \begin{cases} \frac{1}{x} & \text{if } x < 0 \\ \sqrt[3]{x} & \text{if } x \geq 0 \end{cases}$$

a. Domain:  $\{x \mid x \text{ is any real number}\}$

**Section 2.4: Library of Functions; Piecewise-defined Functions**

- b.  $\frac{1}{x} = 0$                        $\sqrt[3]{x} = 0$   
 (no solution)                       $x = 0$   
 x-intercept: 0  
 y-intercept:  $f(0) = \sqrt[3]{0} = 0$   
 The only intercept is  $(0, 0)$ .

c. Graph:

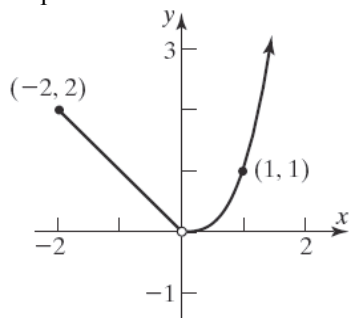


- d. Range:  $\{y \mid y \text{ is any real number}\}$   
 e. The graph is not continuous. There is a break at  $x = 0$ .

39.  $f(x) = \begin{cases} |x| & \text{if } -2 \leq x < 0 \\ x^3 & \text{if } x > 0 \end{cases}$

- a. Domain:  $\{x \mid -2 \leq x < 0 \text{ and } x > 0\}$  or  $\{x \mid x \geq -2, x \neq 0\}$ ;  $[-2, 0) \cup (0, \infty)$ .  
 b. x-intercept: none  
 There are no x-intercepts since there are no values for  $x$  such that  $f(x) = 0$ .  
 y-intercept:  
 There is no y-intercept since  $x = 0$  is not in the domain.

c. Graph:



- d. Range:  $\{y \mid y > 0\}$ ;  $(0, \infty)$

- e. The graph is not continuous. There is a hole at  $x = 0$ .

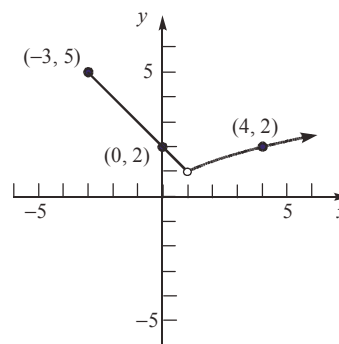
40.  $f(x) = \begin{cases} 2 - x & \text{if } -3 \leq x < 1 \\ \sqrt{x} & \text{if } x > 1 \end{cases}$

- a. Domain:  $\{x \mid -3 \leq x < 1 \text{ and } x > 1\}$  or  $\{x \mid x \geq -3, x \neq 1\}$ ;  $[-3, 1) \cup (1, \infty)$ .

- b.  $2 - x = 0$                        $\sqrt{x} = 0$   
 $x = 2$                                $x = 0$   
 (not in domain of piece)

no x-intercepts  
 y-intercept:  $f(0) = 2 - 0 = 2$   
 The intercept is  $(0, 2)$ .

c. Graph:



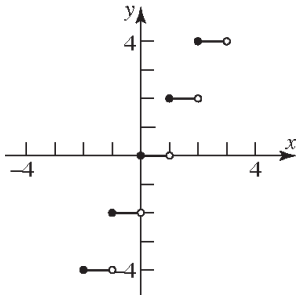
- d. Range:  $\{y \mid y > 1\}$ ;  $(1, \infty)$   
 e. The graph is not continuous. There is a hole at  $x = 1$ .

41.  $f(x) = 2 \text{int}(x)$

- a. Domain:  $\{x \mid x \text{ is any real number}\}$   
 b. x-intercepts:  
 All values for  $x$  such that  $0 \leq x < 1$ .  
 y-intercept:  $f(0) = 2 \text{int}(0) = 0$   
 The intercepts are all ordered pairs  $(x, 0)$  when  $0 \leq x < 1$ .

**Chapter 2: Functions and Their Graphs**

c. Graph:



d. Range:  $\{y \mid y \text{ is an even integer}\}$

e. The graph is not continuous. There is a jump at each integer value of  $x$ .

42.  $f(x) = \text{int}(2x)$

a. Domain:  $\{x \mid x \text{ is any real number}\}$

b.  $x$ -intercepts:

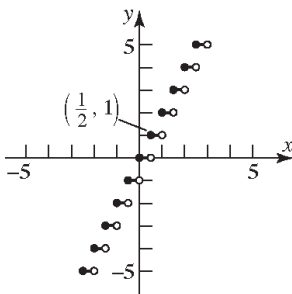
All values for  $x$  such that  $0 \leq x < \frac{1}{2}$ .

$y$ -intercept:  $f(0) = \text{int}(2(0)) = \text{int}(0) = 0$

The intercepts are all ordered pairs  $(x, 0)$

when  $0 \leq x < \frac{1}{2}$ .

c. Graph:



d. Range:  $\{y \mid y \text{ is an integer}\}$

e. The graph is not continuous. There is a jump at each  $x = \frac{k}{2}$ , where  $k$  is an integer.

43. Answers may vary. One possibility follows:

$$f(x) = \begin{cases} -x & \text{if } -1 \leq x \leq 0 \\ \frac{1}{2}x & \text{if } 0 < x \leq 2 \end{cases}$$

44. Answers may vary. One possibility follows:

$$f(x) = \begin{cases} x & \text{if } -1 \leq x \leq 0 \\ 1 & \text{if } 0 < x \leq 2 \end{cases}$$

45. Answers may vary. One possibility follows:

$$f(x) = \begin{cases} -x & \text{if } x \leq 0 \\ -x+2 & \text{if } 0 < x \leq 2 \end{cases}$$

46. Answers may vary. One possibility follows:

$$f(x) = \begin{cases} 2x+2 & \text{if } -1 \leq x \leq 0 \\ x & \text{if } x > 0 \end{cases}$$

47. a.  $f(1.2) = \text{int}(2(1.2)) = \text{int}(2.4) = 2$

b.  $f(1.6) = \text{int}(2(1.6)) = \text{int}(3.2) = 3$

c.  $f(-1.8) = \text{int}(2(-1.8)) = \text{int}(-3.6) = -4$

48. a.  $f(1.2) = \text{int}\left(\frac{1.2}{2}\right) = \text{int}(0.6) = 0$

b.  $f(1.6) = \text{int}\left(\frac{1.6}{2}\right) = \text{int}(0.8) = 0$

c.  $f(-1.8) = \text{int}\left(\frac{-1.8}{2}\right) = \text{int}(-0.9) = -1$

49.  $C = \begin{cases} 34.99 & \text{if } 0 < x \leq 3 \\ 15x - 10.01 & \text{if } x > 3 \end{cases}$

a.  $C(2) = \$34.99$

b.  $C(5) = 15(5) - 10.01 = \$64.99$

c.  $C(13) = 15(13) - 10.01 = \$184.99$

50.  $F(x) = \begin{cases} 3 & \text{if } 0 < x \leq 3 \\ 5 \text{int}(x+1)+1 & \text{if } 3 < x < 9 \\ 50 & \text{if } 9 \leq x \leq 24 \end{cases}$

a.  $F(2) = 3$

Parking for 2 hours costs \$3.

b.  $F(7) = 5 \text{int}(7+1)+1 = 41$

Parking for 7 hours costs \$41.

c.  $F(15) = 50$

Parking for 15 hours costs \$50.

d.  $24 \text{ min} \cdot \frac{1 \text{ hr}}{60 \text{ min}} = 0.4 \text{ hr}$

$F(8.4) = 5 \text{int}(8.4+1)+1 = 5(9)+1 = 46$

Parking for 8 hours and 24 minutes costs \$46.

**Section 2.4: Library of Functions; Piecewise-defined Functions**

51. a. Charge for 20 therms:  
 $C = 19.50 + 0.91686(20) + 0.3313(20)$   
 $= \$44.46$

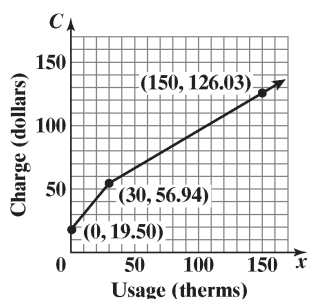
b. Charge for 150 therms:  
 $C = 19.50 + 0.91686(30) + 0.3313(30)$   
 $+ 0.5757(120)$   
 $= \$126.03$

c. For  $0 \leq x \leq 30$ :  
 $C = 19.50 + 0.91686x + 0.3313x$   
 $= 1.24816x + 19.50$

For  $x > 30$ :  
 $C = 19.50 + 0.91686(30) + 0.5757(x - 30)$   
 $+ 0.3313(30)$   
 $= 19.50 + 27.5058 + 0.5757x - 17.271$   
 $+ 9.939$   
 $= 0.5757x + 39.6738$

The monthly charge function:  
 $C = \begin{cases} 1.24816x + 19.50 & \text{for } 0 \leq x \leq 30 \\ 0.5757x + 39.6738 & \text{for } x > 30 \end{cases}$

d. Graph:



52. a. Charge for 1000 therms:  
 $C = 72.60 + 0.1201(150) + 0.0549(850)$   
 $+ 0.68(1000)$   
 $= \$817.28$

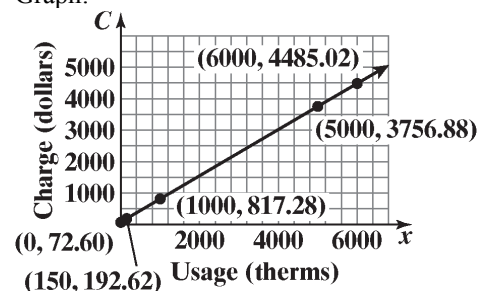
b. Charge for 6000 therms:  
 $C = 72.60 + 0.1201(150) + 0.0549(4850)$   
 $+ 0.0482(1000) + 0.68(6000)$   
 $= \$4485.08$

c. For  $0 \leq x \leq 150$ :  
 $C = 72.60 + 0.1201x + 0.68x$   
 $= 0.8001x + 72.60$   
 For  $150 < x \leq 5000$ :  
 $C = 72.60 + 0.1201(150) + 0.0549(x - 150)$   
 $+ 0.68x$   
 $= 72.60 + 18.015 + 0.0549x - 8.235$   
 $+ 0.68x$   
 $= 0.7349x + 82.38$

For  $x > 5000$ :  
 $C = 72.60 + 0.1201(150) + 0.0549(4850)$   
 $+ 0.0482(x - 5000) + 0.68x$   
 $= 72.60 + 18.015 + 266.265 + 0.0482x - 241$   
 $+ 0.68x$   
 $= 0.7282x + 115.88$

The monthly charge function:  
 $C(x) = \begin{cases} 0.8001x + 72.60 & \text{if } 0 \leq x \leq 150 \\ 0.7349x + 82.38 & \text{if } 150 < x \leq 5000 \\ 0.7282x + 115.88 & \text{if } x > 5000 \end{cases}$

d. Graph:





**Chapter 2: Functions and Their Graphs**

53. For schedule X:

$$f(x) = \begin{cases} 0.10x & \text{if } 0 < x \leq 9075 \\ 907.50 + 0.15(x - 9075) & \text{if } 9075 < x \leq 36,900 \\ 5081.25 + 0.25(x - 36,900) & \text{if } 36,900 < x \leq 89,350 \\ 18,193.75 + 0.28(x - 89,350) & \text{if } 89,350 < x \leq 186,350 \\ 45,353.75 + 0.33(x - 186,350) & \text{if } 186,350 < x \leq 405,100 \\ 117,541.25 + 0.35(x - 405,100) & \text{if } 405,100 < x \leq 406,750 \\ 118,188.75 + 0.396(x - 406,750) & \text{if } x > 406,750 \end{cases}$$

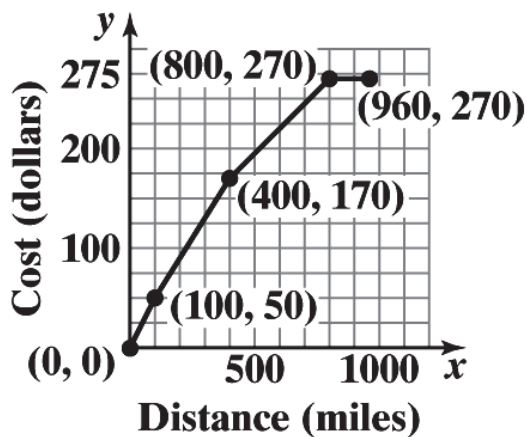
54. For Schedule Y-1:

$$f(x) = \begin{cases} 0.10x & \text{if } 0 < x \leq 18,150 \\ 1815.00 + 0.15(x - 18,150) & \text{if } 18,150 < x \leq 73,800 \\ 10,162.50 + 0.25(x - 73,800) & \text{if } 73,800 < x \leq 148,850 \\ 28,925.00 + 0.28(x - 148,850) & \text{if } 148,850 < x \leq 226,850 \\ 50,765.00 + 0.33(x - 226,850) & \text{if } 226,850 < x \leq 405,100 \\ 109,587.50 + 0.35(x - 405,100) & \text{if } 405,100 < x \leq 457,600 \\ 127,962.50 + 0.396(x - 457,600) & \text{if } x > 457,600 \end{cases}$$

55. a. Let  $x$  represent the number of miles and  $C$  be the cost of transportation.

$$C(x) = \begin{cases} 0.50x & \text{if } 0 \leq x \leq 100 \\ 0.50(100) + 0.40(x - 100) & \text{if } 100 < x \leq 400 \\ 0.50(100) + 0.40(300) + 0.25(x - 400) & \text{if } 400 < x \leq 800 \\ 0.50(100) + 0.40(300) + 0.25(400) + 0(x - 800) & \text{if } 800 < x \leq 960 \end{cases}$$

$$C(x) = \begin{cases} 0.50x & \text{if } 0 \leq x \leq 100 \\ 10 + 0.40x & \text{if } 100 < x \leq 400 \\ 70 + 0.25x & \text{if } 400 < x \leq 800 \\ 270 & \text{if } 800 < x \leq 960 \end{cases}$$



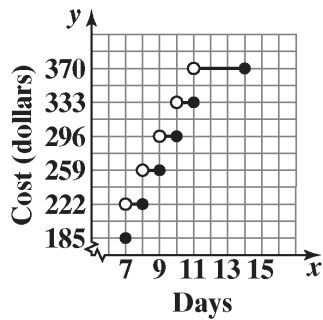
b. For hauls between 100 and 400 miles the cost is:  $C(x) = 10 + 0.40x$ .

**Section 2.4: Library of Functions; Piecewise-defined Functions**

c. For hauls between 400 and 800 miles the cost is:  $C(x) = 70 + 0.25x$ .

56. Let  $x$  = number of days car is used. The cost of renting is given by

$$C(x) = \begin{cases} 185 & \text{if } x = 7 \\ 222 & \text{if } 7 < x \leq 8 \\ 259 & \text{if } 8 < x \leq 9 \\ 296 & \text{if } 9 < x \leq 10 \\ 333 & \text{if } 10 < x \leq 11 \\ 370 & \text{if } 11 < x \leq 14 \end{cases}$$



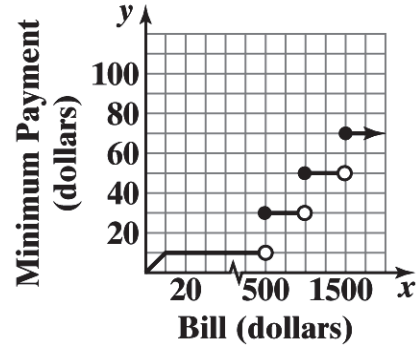
57. a. Let  $s$  = the credit score of an individual who wishes to borrow \$300,000 with an 80% LTV ratio. The adverse market delivery charge is given by

$$C(s) = \begin{cases} 9000 & \text{if } s \leq 659 \\ 7500 & \text{if } 660 \leq s \leq 679 \\ 5250 & \text{if } 680 \leq s \leq 699 \\ 3000 & \text{if } 700 \leq s \leq 719 \\ 1500 & \text{if } 720 \leq s \leq 739 \\ 750 & \text{if } s \geq 740 \end{cases}$$

- b. 725 is between 720 and 739 so the charge would be \$1500.  
 c. 670 is between 660 and 679 so the charge would be \$7500.

58. Let  $x$  = the amount of the bill in dollars. The minimum payment due is given by

$$f(x) = \begin{cases} x & \text{if } 0 \leq x < 10 \\ 10 & \text{if } 10 \leq x < 500 \\ 30 & \text{if } 500 \leq x < 1000 \\ 50 & \text{if } 1000 \leq x < 1500 \\ 70 & \text{if } x \geq 1500 \end{cases}$$



59. a.  $W = 10^\circ C$

b.  $W = 33 - \frac{(10.45 + 10\sqrt{5} - 5)(33 - 10)}{22.04} \approx 4^\circ C$

c.  $W = 33 - \frac{(10.45 + 10\sqrt{15} - 15)(33 - 10)}{22.04} \approx -3^\circ C$

d.  $W = 33 - 1.5958(33 - 10) = -4^\circ C$

e. When  $0 \leq v < 1.79$ , the wind speed is so small that there is no effect on the temperature.

f. When the wind speed exceeds 20, the wind chill depends only on the air temperature.

60. a.  $W = -10^\circ C$

b.  $W = 33 - \frac{(10.45 + 10\sqrt{5} - 5)(33 - (-10))}{22.04} \approx -21^\circ C$

c.  $W = 33 - \frac{(10.45 + 10\sqrt{15} - 15)(33 - (-10))}{22.04} \approx -34^\circ C$

d.  $W = 33 - 1.5958(33 - (-10)) = -36^\circ C$

61. Let  $x$  = the number of ounces and  $C(x)$  = the postage due.

For  $0 < x \leq 1$ :  $C(x) = \$0.98$

For  $1 < x \leq 2$ :  $C(x) = 0.98 + 0.21 = \$1.19$

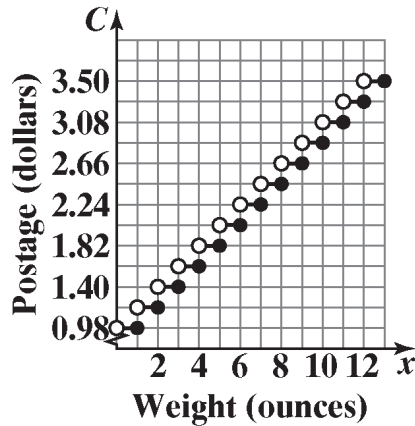
For  $2 < x \leq 3$ :  $C(x) = 0.98 + 2(0.21) = \$1.40$

For  $3 < x \leq 4$ :  $C(x) = 0.98 + 3(0.21) = \$1.61$

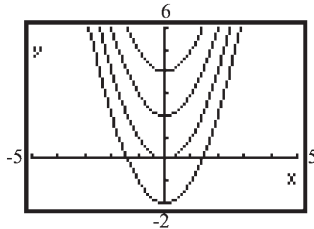
⋮

**Chapter 2: Functions and Their Graphs**

For  $12 < x \leq 13$ :  $C(x) = 0.98 + 12(0.21) = \$3.50$

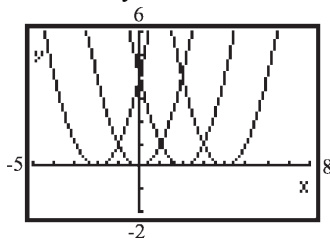


62. Each graph is that of  $y = x^2$ , but shifted vertically.



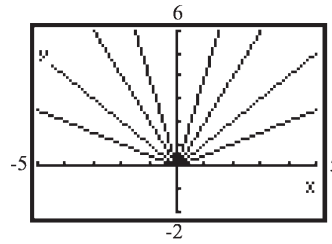
If  $y = x^2 + k$ ,  $k > 0$ , the shift is up  $k$  units; if  $y = x^2 - k$ ,  $k > 0$ , the shift is down  $k$  units. The graph of  $y = x^2 - 4$  is the same as the graph of  $y = x^2$ , but shifted down 4 units. The graph of  $y = x^2 + 5$  is the graph of  $y = x^2$ , but shifted up 5 units.

63. Each graph is that of  $y = x^2$ , but shifted horizontally.



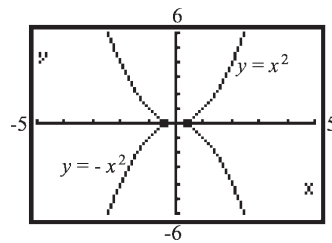
If  $y = (x - k)^2$ ,  $k > 0$ , the shift is to the right  $k$  units; if  $y = (x + k)^2$ ,  $k > 0$ , the shift is to the left  $k$  units. The graph of  $y = (x + 4)^2$  is the same as the graph of  $y = x^2$ , but shifted to the left 4 units. The graph of  $y = (x - 5)^2$  is the graph of  $y = x^2$ , but shifted to the right 5 units.

64. Each graph is that of  $y = |x|$ , but either compressed or stretched vertically.

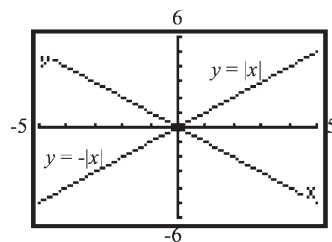


If  $y = k|x|$  and  $k > 1$ , the graph is stretched vertically; if  $y = k|x|$  and  $0 < k < 1$ , the graph is compressed vertically. The graph of  $y = \frac{1}{4}|x|$  is the same as the graph of  $y = |x|$ , but compressed vertically. The graph of  $y = 5|x|$  is the same as the graph of  $y = |x|$ , but stretched vertically.

65. The graph of  $y = -x^2$  is the reflection of the graph of  $y = x^2$  about the  $x$ -axis.



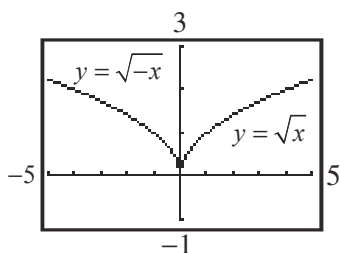
The graph of  $y = -|x|$  is the reflection of the graph of  $y = |x|$  about the  $x$ -axis.



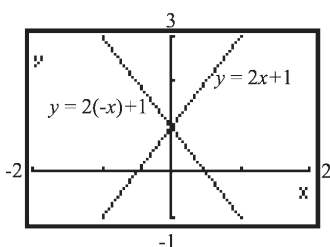
Multiplying a function by  $-1$  causes the graph to be a reflection about the  $x$ -axis of the original function's graph.

Section 2.4: Library of Functions; Piecewise-defined Functions

66. The graph of  $y = \sqrt{-x}$  is the reflection about the  $y$ -axis of the graph of  $y = \sqrt{x}$ .

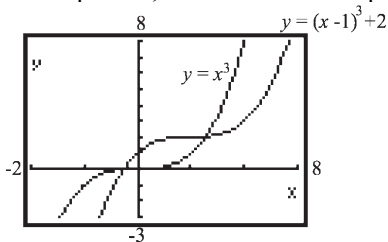


The same type of reflection occurs when graphing  $y = 2x + 1$  and  $y = 2(-x) + 1$ .

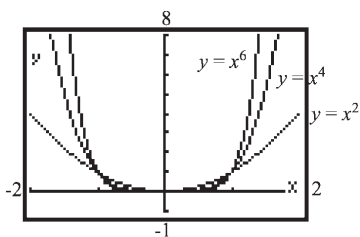


The graph of  $y = f(-x)$  is the reflection about the  $y$ -axis of the graph of  $y = f(x)$ .

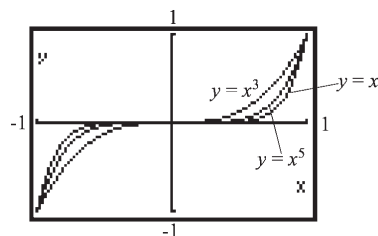
67. The graph of  $y = (x-1)^3 + 2$  is a shifting of the graph of  $y = x^3$  one unit to the right and two units up. Yes, the result could be predicted.



68. The graphs of  $y = x^n$ ,  $n$  a positive even integer, are all U-shaped and open upward. All go through the points  $(-1, 1)$ ,  $(0, 0)$ , and  $(1, 1)$ . As  $n$  increases, the graph of the function is narrower for  $|x| > 1$  and flatter for  $|x| < 1$ .



69. The graphs of  $y = x^n$ ,  $n$  a positive odd integer, all have the same general shape. All go through the points  $(-1, -1)$ ,  $(0, 0)$ , and  $(1, 1)$ . As  $n$  increases, the graph of the function increases at a greater rate for  $|x| > 1$  and is flatter around 0 for  $|x| < 1$ .



70. 
$$f(x) = \begin{cases} 1 & \text{if } x \text{ is rational} \\ 0 & \text{if } x \text{ is irrational} \end{cases}$$

Yes, it is a function.

Domain =  $\{x \mid x \text{ is any real number}\}$  or  $(-\infty, \infty)$

Range =  $\{0, 1\}$  or  $\{y \mid y = 0 \text{ or } y = 1\}$

$y$ -intercept:  $x = 0 \Rightarrow x$  is rational  $\Rightarrow y = 1$

So the  $y$ -intercept is  $y = 1$ .

$x$ -intercept:  $y = 0 \Rightarrow x$  is irrational

So the graph has infinitely many  $x$ -intercepts, namely, there is an  $x$ -intercept at each irrational value of  $x$ .

$f(-x) = 1 = f(x)$  when  $x$  is rational;

$f(-x) = 0 = f(x)$  when  $x$  is irrational.

Thus,  $f$  is even.

The graph of  $f$  consists of 2 infinite clusters of distinct points, extending horizontally in both directions. One cluster is located 1 unit above the  $x$ -axis, and the other is located along the  $x$ -axis.

71. For  $0 < x < 1$ , the graph of  $y = x^r$ ,  $r$  rational and  $r > 0$ , flattens down toward the  $x$ -axis as  $r$  gets bigger. For  $x > 1$ , the graph of  $y = x^r$  increases at a greater rate as  $r$  gets bigger.

72. 
$$\begin{aligned} \sqrt{x^2 - 4} + 7 &= 10 \\ \sqrt{x^2 - 4} &= 3 \\ x^2 - 4 &= 9 \\ x^2 &= 13 \\ x &= \pm\sqrt{13} \end{aligned}$$

**Chapter 2: Functions and Their Graphs**

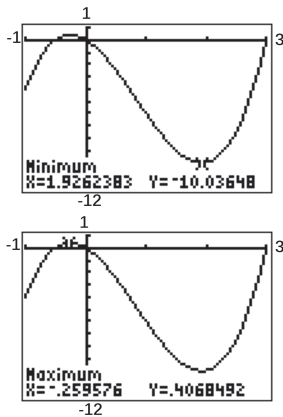
73.  $x^2 + y^2 = 6y + 16$   
 $x^2 + y^2 - 6y = 16$   
 $x^2 + (y^2 - 6y + 9) = 16 + 9$   
 $x^2 + (y - 3)^2 = 5^2$

Center (h,k): (0, 3); Radius = 5

74.  $3x - 4y = 12$   
 $-4y = -3x + 12$   
 $y = \frac{3}{4}x - 3$

The lines would have equal slope so the slope would be  $\frac{3}{4}$ .

75.  $f(x) = 2x^3 - 5x^2 - 3x$  on the interval  $(-1, 3)$   
 Use MAXIMUM and MINIMUM on the graph of  $y_1 = 2x^3 - 5x^2 - 3x$ .



local maximum:  $f(-0.26) \approx 0.41$   
 local minimum:  $f(1.93) \approx -10.04$

**Section 2.5**

1. horizontal; right
2.  $y$
3. False
4. True; the graph of  $y = -f(x)$  is the reflection about the  $x$ -axis of the graph of  $y = f(x)$ .
5. d
6. a

7. B
8. E
9. H
10. D
11. I
12. A
13. L
14. C
15. F
16. J
17. G
18. K
19.  $y = (x - 4)^3$
20.  $y = (x + 4)^3$
21.  $y = x^3 + 4$
22.  $y = x^3 - 4$
23.  $y = (-x)^3 = -x^3$
24.  $y = -x^3$
25.  $y = 4x^3$
26.  $y = \left(\frac{1}{4}x\right)^3 = \frac{1}{64}x^3$
27. (1)  $y = \sqrt{x} + 2$   
 (2)  $y = -(\sqrt{x} + 2)$   
 (3)  $y = -(\sqrt{-x} + 2) = -\sqrt{-x} - 2$
28. (1)  $y = -\sqrt{x}$   
 (2)  $y = -\sqrt{x - 3}$   
 (3)  $y = -\sqrt{x - 3} - 2$

**Section 2.5: Graphing Techniques: Transformations**

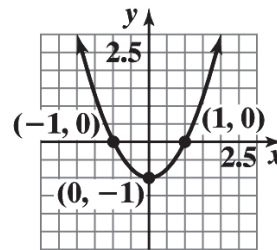
29. (1)  $y = -\sqrt{x}$   
 (2)  $y = -\sqrt{x} + 2$   
 (3)  $y = -\sqrt{x+3} + 2$
30. (1)  $y = \sqrt{x} + 2$   
 (2)  $y = \sqrt{-x} + 2$   
 (3)  $y = \sqrt{-(x+3)} + 2 = \sqrt{-x-3} + 2$
31. (c); To go from  $y = f(x)$  to  $y = -f(x)$  we reflect about the  $x$ -axis. This means we change the sign of the  $y$ -coordinate for each point on the graph of  $y = f(x)$ . Thus, the point  $(3, 6)$  would become  $(3, -6)$ .
32. (d); To go from  $y = f(x)$  to  $y = f(-x)$ , we reflect each point on the graph of  $y = f(x)$  about the  $y$ -axis. This means we change the sign of the  $x$ -coordinate for each point on the graph of  $y = f(x)$ . Thus, the point  $(3, 6)$  would become  $(-3, 6)$ .
33. (c); To go from  $y = f(x)$  to  $y = 2f(x)$ , we stretch vertically by a factor of 2. Multiply the  $y$ -coordinate of each point on the graph of  $y = f(x)$  by 2. Thus, the point  $(1, 3)$  would become  $(1, 6)$ .
34. (c); To go from  $y = f(x)$  to  $y = f(2x)$ , we compress horizontally by a factor of 2. Divide the  $x$ -coordinate of each point on the graph of  $y = f(x)$  by 2. Thus, the point  $(4, 2)$  would become  $(2, 2)$ .
35. a. The graph of  $y = f(x+2)$  is the same as the graph of  $y = f(x)$ , but shifted 2 units to the left. Therefore, the  $x$ -intercepts are  $-7$  and  $1$ .  
 b. The graph of  $y = f(x-2)$  is the same as the graph of  $y = f(x)$ , but shifted 2 units to the right. Therefore, the  $x$ -intercepts are  $-3$  and  $5$ .
- c. The graph of  $y = 4f(x)$  is the same as the graph of  $y = f(x)$ , but stretched vertically by a factor of 4. Therefore, the  $x$ -intercepts are still  $-5$  and  $3$  since the  $y$ -coordinate of each is 0.
- d. The graph of  $y = f(-x)$  is the same as the graph of  $y = f(x)$ , but reflected about the  $y$ -axis. Therefore, the  $x$ -intercepts are  $5$  and  $-3$ .
36. a. The graph of  $y = f(x+4)$  is the same as the graph of  $y = f(x)$ , but shifted 4 units to the left. Therefore, the  $x$ -intercepts are  $-12$  and  $-3$ .  
 b. The graph of  $y = f(x-3)$  is the same as the graph of  $y = f(x)$ , but shifted 3 units to the right. Therefore, the  $x$ -intercepts are  $-5$  and  $4$ .  
 c. The graph of  $y = 2f(x)$  is the same as the graph of  $y = f(x)$ , but stretched vertically by a factor of 2. Therefore, the  $x$ -intercepts are still  $-8$  and  $1$  since the  $y$ -coordinate of each is 0.  
 d. The graph of  $y = f(-x)$  is the same as the graph of  $y = f(x)$ , but reflected about the  $y$ -axis. Therefore, the  $x$ -intercepts are  $8$  and  $-1$ .
37. a. The graph of  $y = f(x+2)$  is the same as the graph of  $y = f(x)$ , but shifted 2 units to the left. Therefore, the graph of  $f(x+2)$  is increasing on the interval  $(-3, 3)$ .  
 b. The graph of  $y = f(x-5)$  is the same as the graph of  $y = f(x)$ , but shifted 5 units to the right. Therefore, the graph of  $f(x-5)$  is increasing on the interval  $(4, 10)$ .

**Chapter 2: Functions and Their Graphs**

- c. The graph of  $y = -f(x)$  is the same as the graph of  $y = f(x)$ , but reflected about the  $x$ -axis. Therefore, we can say that the graph of  $y = -f(x)$  must be *decreasing* on the interval  $(-1,5)$ .
- d. The graph of  $y = f(-x)$  is the same as the graph of  $y = f(x)$ , but reflected about the  $y$ -axis. Therefore, we can say that the graph of  $y = f(-x)$  must be *decreasing* on the interval  $(-5,1)$ .

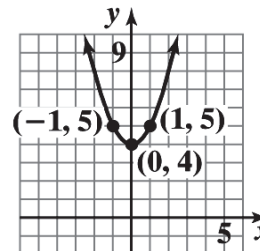
- 38. a. The graph of  $y = f(x+2)$  is the same as the graph of  $y = f(x)$ , but shifted 2 units to the left. Therefore, the graph of  $f(x+2)$  is decreasing on the interval  $(-4,5)$ .
- b. The graph of  $y = f(x-5)$  is the same as the graph of  $y = f(x)$ , but shifted 5 units to the right. Therefore, the graph of  $f(x-5)$  is decreasing on the interval  $(3,12)$ .
- c. The graph of  $y = -f(x)$  is the same as the graph of  $y = f(x)$ , but reflected about the  $x$ -axis. Therefore, we can say that the graph of  $y = -f(x)$  must be *increasing* on the interval  $(-2,7)$ .
- d. The graph of  $y = f(-x)$  is the same as the graph of  $y = f(x)$ , but reflected about the  $y$ -axis. Therefore, we can say that the graph of  $y = f(-x)$  must be *increasing* on the interval  $(-7,2)$ .

- 39.  $f(x) = x^2 - 1$   
Using the graph of  $y = x^2$ , vertically shift downward 1 unit.



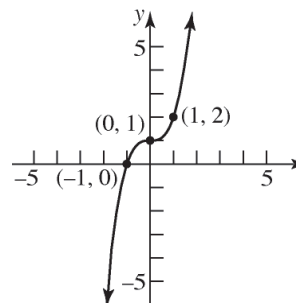
The domain is  $(-\infty, \infty)$  and the range is  $[-1, \infty)$ .

- 40.  $f(x) = x^2 + 4$   
Using the graph of  $y = x^2$ , vertically shift upward 4 units.



The domain is  $(-\infty, \infty)$  and the range is  $[4, \infty)$ .

- 41.  $g(x) = x^3 + 1$   
Using the graph of  $y = x^3$ , vertically shift upward 1 unit.

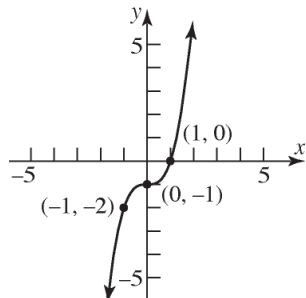


The domain is  $(-\infty, \infty)$  and the range is  $(-\infty, \infty)$ .

**Section 2.5: Graphing Techniques: Transformations**

42.  $g(x) = x^3 - 1$

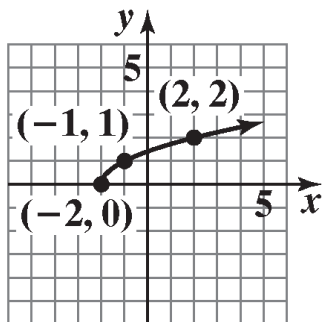
Using the graph of  $y = x^3$ , vertically shift downward 1 unit.



The domain is  $(-\infty, \infty)$  and the range is  $(-\infty, \infty)$ .

43.  $h(x) = \sqrt{x+2}$

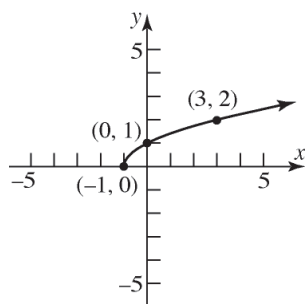
Using the graph of  $y = \sqrt{x}$ , horizontally shift to the left 2 units.



The domain is  $[-2, \infty)$  and the range is  $[0, \infty)$ .

44.  $h(x) = \sqrt{x+1}$

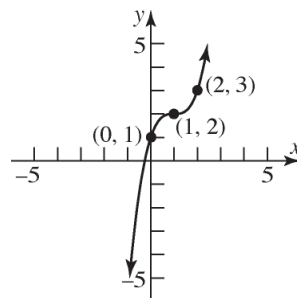
Using the graph of  $y = \sqrt{x}$ , horizontally shift to the left 1 unit.



The domain is  $[-1, \infty)$  and the range is  $[0, \infty)$ .

45.  $f(x) = (x-1)^3 + 2$

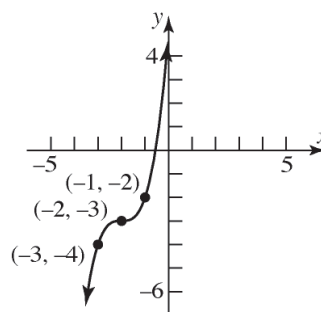
Using the graph of  $y = x^3$ , horizontally shift to the right 1 unit  $[y = (x-1)^3]$ , then vertically shift up 2 units  $[y = (x-1)^3 + 2]$ .



The domain is  $(-\infty, \infty)$  and the range is  $(-\infty, \infty)$ .

46.  $f(x) = (x+2)^3 - 3$

Using the graph of  $y = x^3$ , horizontally shift to the left 2 units  $[y = (x+2)^3]$ , then vertically shift down 3 units  $[y = (x+2)^3 - 3]$ .



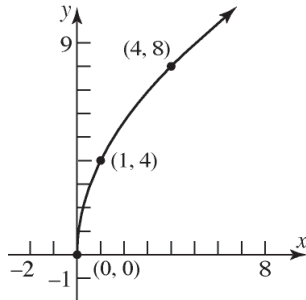
The domain is  $(-\infty, \infty)$  and the range is  $(-\infty, \infty)$ .



**Chapter 2: Functions and Their Graphs**

47.  $g(x) = 4\sqrt{x}$

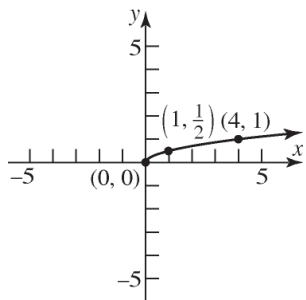
Using the graph of  $y = \sqrt{x}$ , vertically stretch by a factor of 4.



The domain is  $[0, \infty)$  and the range is  $[0, \infty)$ .

48.  $g(x) = \frac{1}{2}\sqrt{x}$

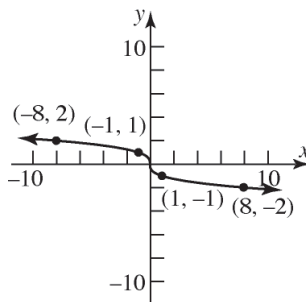
Using the graph of  $y = \sqrt{x}$ , vertically compress by a factor of  $\frac{1}{2}$ .



The domain is  $[0, \infty)$  and the range is  $[0, \infty)$ .

49.  $f(x) = -\sqrt[3]{x}$

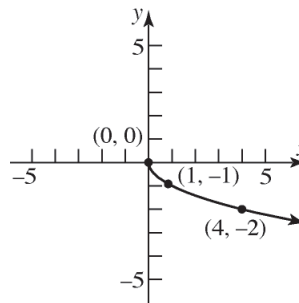
Using the graph of  $y = \sqrt[3]{x}$ , reflect the graph about the  $x$ -axis.



The domain is  $(-\infty, \infty)$  and the range is  $(-\infty, \infty)$ .

50.  $f(x) = -\sqrt{x}$

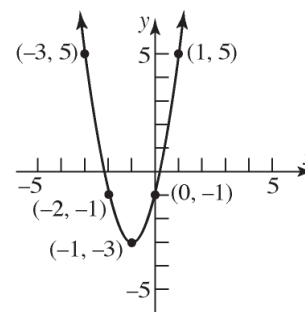
Using the graph of  $y = \sqrt{x}$ , reflect the graph about the  $x$ -axis.



The domain is  $[0, \infty)$  and the range is  $(-\infty, 0]$ .

51.  $f(x) = 2(x+1)^2 - 3$

Using the graph of  $y = x^2$ , horizontally shift to the left 1 unit  $[y = (x+1)^2]$ , vertically stretch by a factor of 2  $[y = 2(x+1)^2]$ , and then vertically shift downward 3 units  $[y = 2(x+1)^2 - 3]$ .



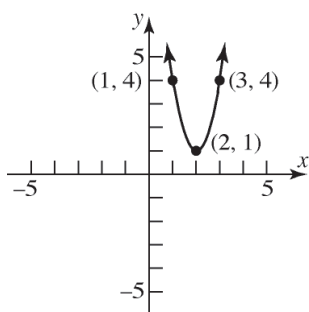
The domain is  $(-\infty, \infty)$  and the range is  $[-3, \infty)$ .

52.  $f(x) = 3(x-2)^2 + 1$

Using the graph of  $y = x^2$ , horizontally shift to the right 2 units  $[y = (x-2)^2]$ , vertically stretch by a factor of 3  $[y = 3(x-2)^2]$ , and then vertically shift upward 1 unit

**Section 2.5: Graphing Techniques: Transformations**

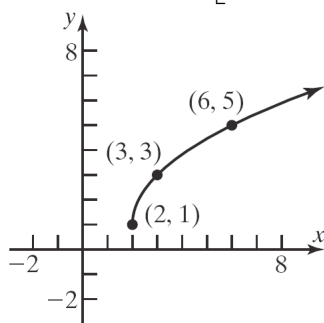
$$[y = 3(x-2)^2 + 1].$$



The domain is  $(-\infty, \infty)$  and the range is  $[1, \infty)$ .

**53.**  $g(x) = 2\sqrt{x-2} + 1$

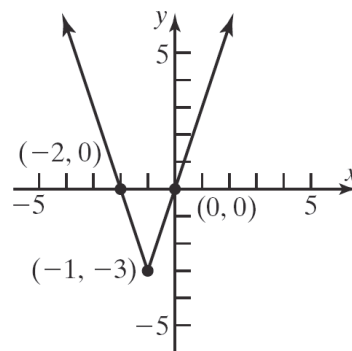
Using the graph of  $y = \sqrt{x}$ , horizontally shift to the right 2 units  $[y = \sqrt{x-2}]$ , vertically stretch by a factor of 2  $[y = 2\sqrt{x-2}]$ , and vertically shift upward 1 unit  $[y = 2\sqrt{x-2} + 1]$ .



The domain is  $[2, \infty)$  and the range is  $[1, \infty)$ .

**54.**  $g(x) = 3|x+1| - 3$

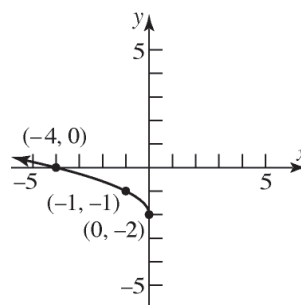
Using the graph of  $y = |x|$ , horizontally shift to the left 1 unit  $[y = |x+1|]$ , vertically stretch by a factor of 3  $[y = 3|x+1|]$ , and vertically shift downward 3 units  $[y = 3|x+1| - 3]$ .



The domain is  $(-\infty, \infty)$  and the range is  $[-3, \infty)$ .

**55.**  $h(x) = \sqrt{-x} - 2$

Using the graph of  $y = \sqrt{x}$ , reflect the graph about the  $y$ -axis  $[y = \sqrt{-x}]$  and vertically shift downward 2 units  $[y = \sqrt{-x} - 2]$ .

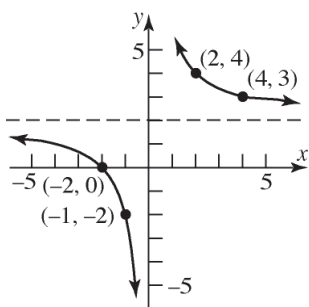


The domain is  $(-\infty, 0]$  and the range is  $[-2, \infty)$ .

**56.**  $h(x) = \frac{4}{x} + 2 = 4\left(\frac{1}{x}\right) + 2$

Stretch the graph of  $y = \frac{1}{x}$  vertically by a factor of 4  $[y = 4 \cdot \frac{1}{x} = \frac{4}{x}]$  and vertically shift upward 2 units  $[y = \frac{4}{x} + 2]$ .

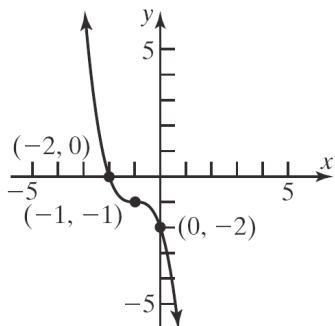
**Chapter 2: Functions and Their Graphs**



The domain is  $(-\infty, 0) \cup (0, \infty)$  and the range is  $(-\infty, 2) \cup (2, \infty)$ .

57.  $f(x) = -(x+1)^3 - 1$

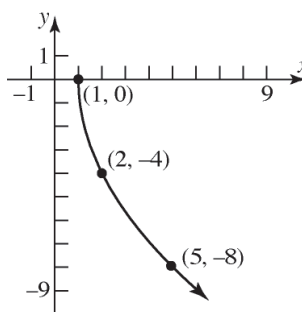
Using the graph of  $y = x^3$ , horizontally shift to the left 1 unit  $[y = (x+1)^3]$ , reflect the graph about the  $x$ -axis  $[y = -(x+1)^3]$ , and vertically shift downward 1 unit  $[y = -(x+1)^3 - 1]$ .



The domain is  $(-\infty, \infty)$  and the range is  $(-\infty, \infty)$ .

58.  $f(x) = -4\sqrt{x-1}$

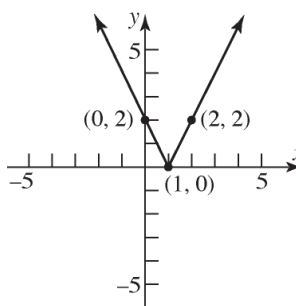
Using the graph of  $y = \sqrt{x}$ , horizontally shift to the right 1 unit  $[y = \sqrt{x-1}]$ , reflect the graph about the  $x$ -axis  $[y = -\sqrt{x-1}]$ , and stretch vertically by a factor of 4  $[y = -4\sqrt{x-1}]$ .



The domain is  $[1, \infty)$  and the range is  $(-\infty, 0]$ .

59.  $g(x) = 2|1-x| = 2|-(1+x)| = 2|x-1|$

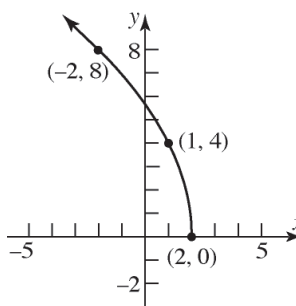
Using the graph of  $y = |x|$ , horizontally shift to the right 1 unit  $[y = |x-1|]$ , and vertically stretch by a factor of 2  $[y = 2|x-1|]$ .



The domain is  $(-\infty, \infty)$  and the range is  $[0, \infty)$ .

60.  $g(x) = 4\sqrt{2-x} = 4\sqrt{-(x-2)}$

Using the graph of  $y = \sqrt{x}$ , reflect the graph about the  $y$ -axis  $[y = \sqrt{-x}]$ , horizontally shift to the right 2 units  $[y = \sqrt{-(x-2)}]$ , and vertically stretch by a factor of 4  $[y = 4\sqrt{-(x-2)}]$ .



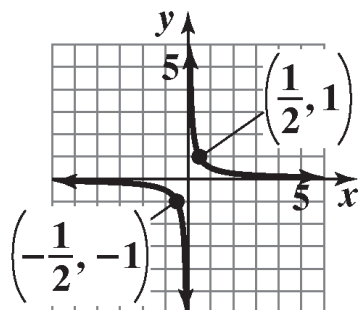
The domain is  $(-\infty, 2]$  and the range is  $[0, \infty)$ .

**Section 2.5: Graphing Techniques: Transformations**

61.  $h(x) = \frac{1}{2x}$

Using the graph of  $y = \frac{1}{x}$ , vertically compress

by a factor of  $\frac{1}{2}$ .

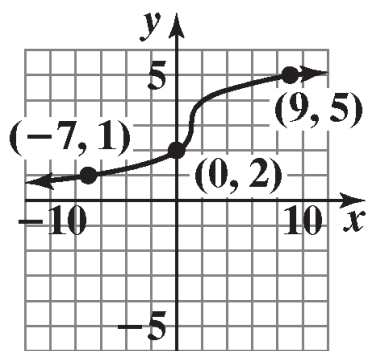


The domain is  $(-\infty, 0) \cup (0, \infty)$  and the range is  $(-\infty, 0) \cup (0, \infty)$ .

62.  $f(x) = \sqrt[3]{x-1} + 3$

Using the graph of  $f(x) = \sqrt[3]{x}$ , horizontally shift to the right 1 unit  $y = \sqrt[3]{x-1}$ , then vertically

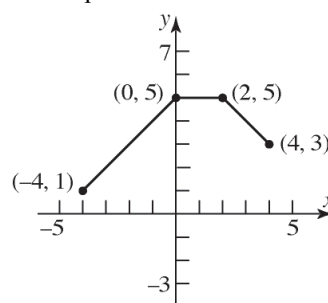
shift up 3 units  $y = \sqrt[3]{x-1} + 3$ .



The domain is  $(-\infty, \infty)$  and the range is  $(-\infty, \infty)$ .

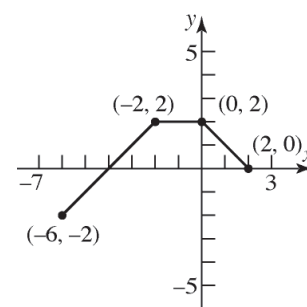
63. a.  $F(x) = f(x) + 3$

Shift up 3 units.



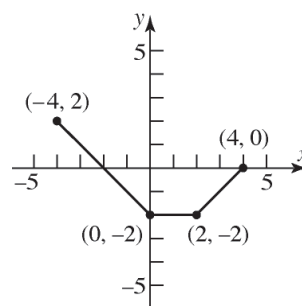
b.  $G(x) = f(x + 2)$

Shift left 2 units.



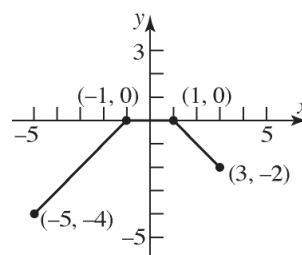
c.  $P(x) = -f(x)$

Reflect about the x-axis.



d.  $H(x) = f(x + 1) - 2$

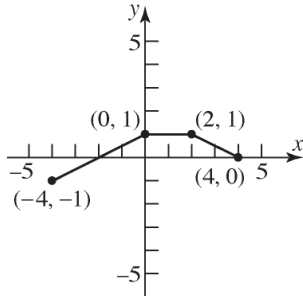
Shift left 1 unit and shift down 2 units.



**Chapter 2: Functions and Their Graphs**

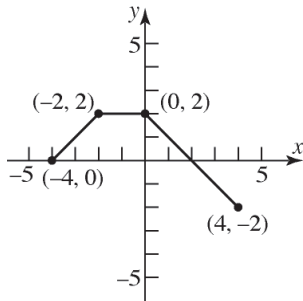
e.  $Q(x) = \frac{1}{2}f(x)$

Compress vertically by a factor of  $\frac{1}{2}$ .



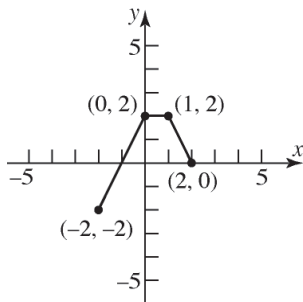
f.  $g(x) = f(-x)$

Reflect about the y-axis.



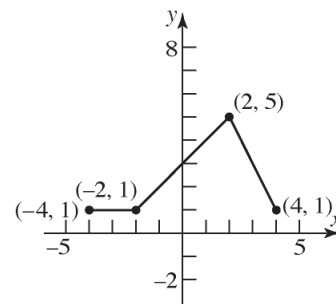
g.  $h(x) = f(2x)$

Compress horizontally by a factor of  $\frac{1}{2}$ .



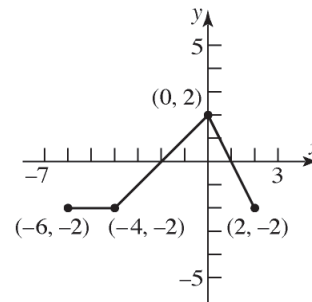
64. a.  $F(x) = f(x) + 3$

Shift up 3 units.



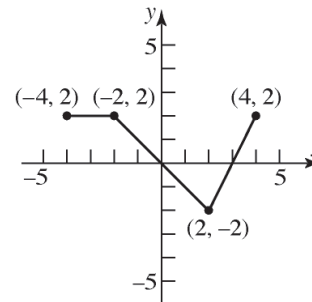
b.  $G(x) = f(x + 2)$

Shift left 2 units.



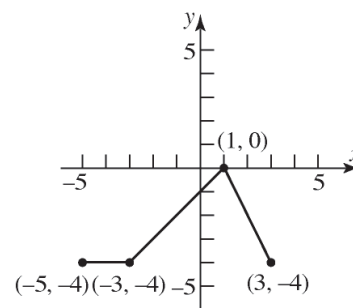
c.  $P(x) = -f(x)$

Reflect about the x-axis.



d.  $H(x) = f(x + 1) - 2$

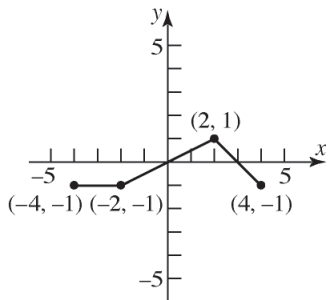
Shift left 1 unit and shift down 2 units.



**Section 2.5: Graphing Techniques: Transformations**

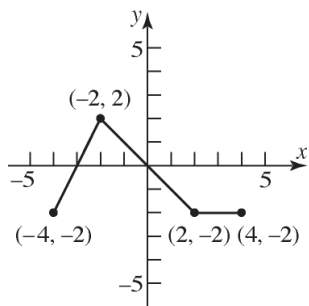
e.  $Q(x) = \frac{1}{2}f(x)$

Compress vertically by a factor of  $\frac{1}{2}$ .



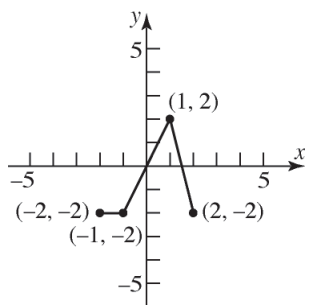
f.  $g(x) = f(-x)$

Reflect about the y-axis.



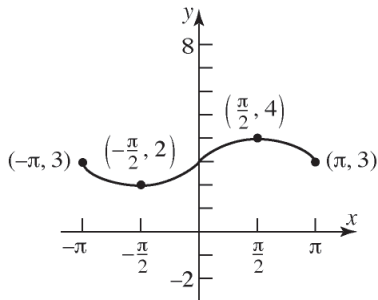
g.  $h(x) = f(2x)$

Compress horizontally by a factor of  $\frac{1}{2}$ .



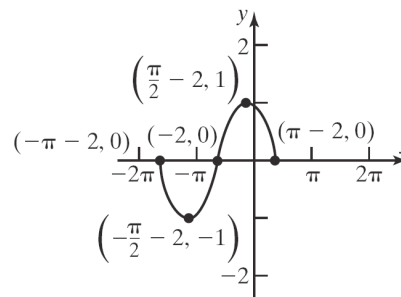
65. a.  $F(x) = f(x) + 3$

Shift up 3 units.



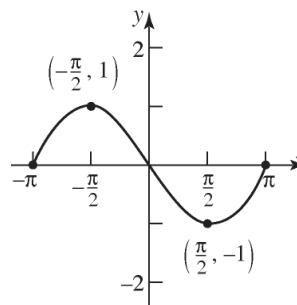
b.  $G(x) = f(x+2)$

Shift left 2 units.



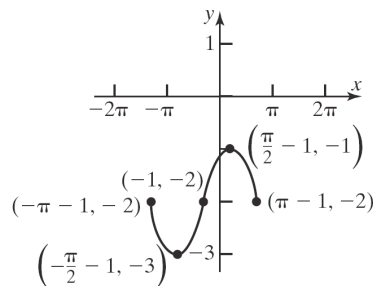
c.  $P(x) = -f(x)$

Reflect about the x-axis.



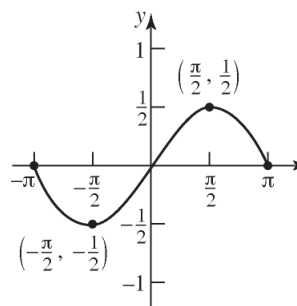
d.  $H(x) = f(x+1) - 2$

Shift left 1 unit and shift down 2 units.



e.  $Q(x) = \frac{1}{2}f(x)$

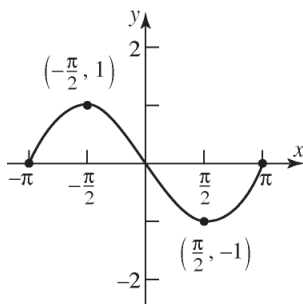
Compress vertically by a factor of  $\frac{1}{2}$ .



**Chapter 2: Functions and Their Graphs**

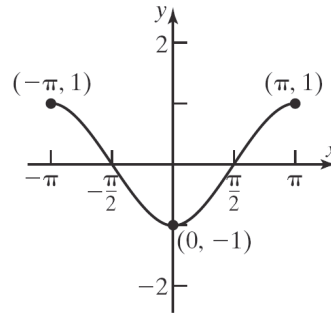
f.  $g(x) = f(-x)$

Reflect about the  $y$ -axis.



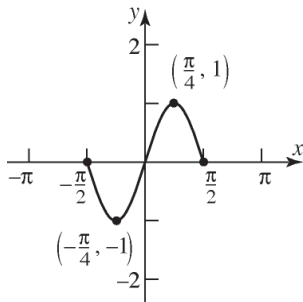
c.  $P(x) = -f(x)$

Reflect about the  $x$ -axis.



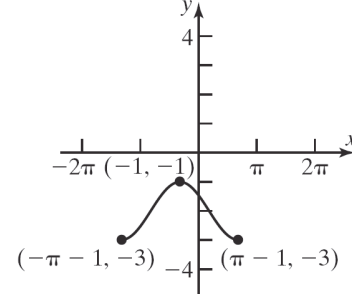
g.  $h(x) = f(2x)$

Compress horizontally by a factor of  $\frac{1}{2}$ .



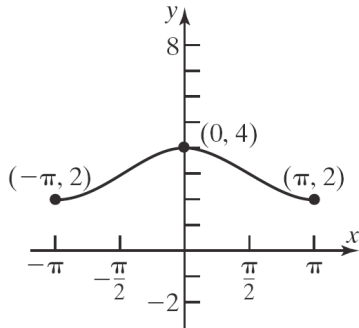
d.  $H(x) = f(x+1) - 2$

Shift left 1 unit and shift down 2 units.



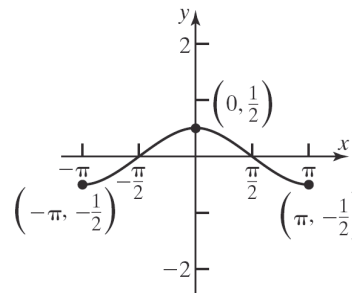
66. a.  $F(x) = f(x) + 3$

Shift up 3 units.



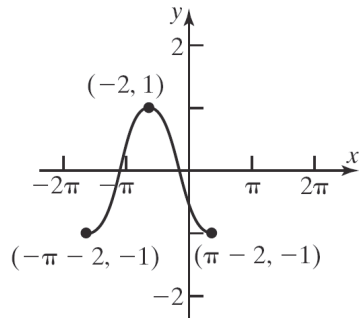
e.  $Q(x) = \frac{1}{2}f(x)$

Compress vertically by a factor of  $\frac{1}{2}$ .



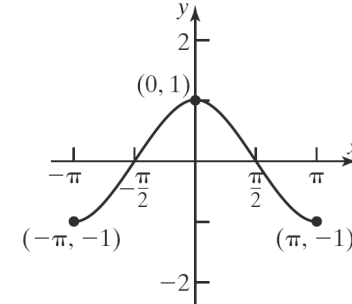
b.  $G(x) = f(x+2)$

Shift left 2 units.



f.  $g(x) = f(-x)$

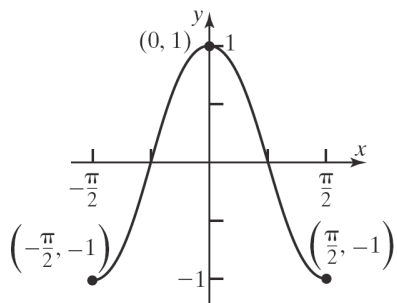
Reflect about the  $y$ -axis.



**Section 2.5: Graphing Techniques: Transformations**

**g.**  $h(x) = f(2x)$

Compress horizontally by a factor of  $\frac{1}{2}$ .

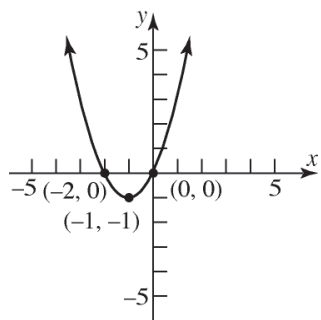


**67.**  $f(x) = x^2 + 2x$

$$f(x) = (x^2 + 2x + 1) - 1$$

$$f(x) = (x + 1)^2 - 1$$

Using  $f(x) = x^2$ , shift left 1 unit and shift down 1 unit.

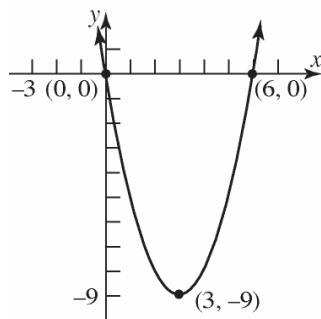


**68.**  $f(x) = x^2 - 6x$

$$f(x) = (x^2 - 6x + 9) - 9$$

$$f(x) = (x - 3)^2 - 9$$

Using  $f(x) = x^2$ , shift right 3 units and shift down 9 units.

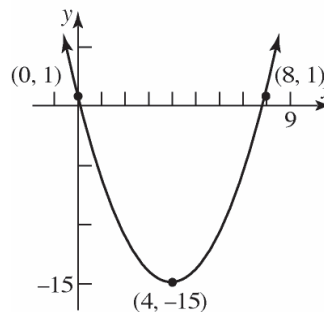


**69.**  $f(x) = x^2 - 8x + 1$

$$f(x) = (x^2 - 8x + 16) + 1 - 16$$

$$f(x) = (x - 4)^2 - 15$$

Using  $f(x) = x^2$ , shift right 4 units and shift down 15 units.

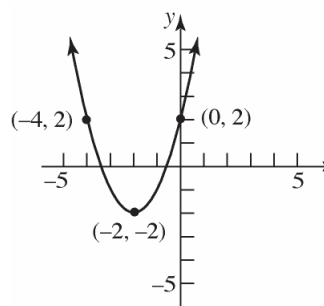


**70.**  $f(x) = x^2 + 4x + 2$

$$f(x) = (x^2 + 4x + 4) + 2 - 4$$

$$f(x) = (x + 2)^2 - 2$$

Using  $f(x) = x^2$ , shift left 2 units and shift down 2 units.



**71.**  $f(x) = 2x^2 - 12x + 19$

$$= 2(x^2 - 6x) + 19$$

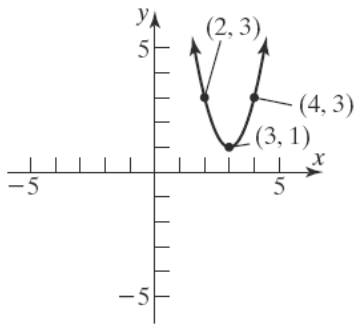
$$= 2(x^2 - 6x + 9) + 19 - 18$$

$$= 2(x - 3)^2 + 1$$

Using  $f(x) = x^2$ , shift right 3 units, vertically stretch by a factor of 2, and then shift up 1 unit.

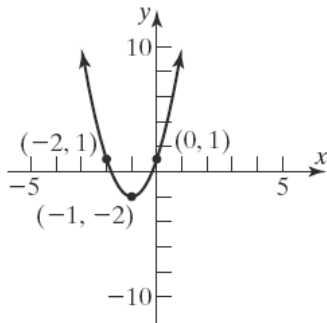


**Chapter 2: Functions and Their Graphs**



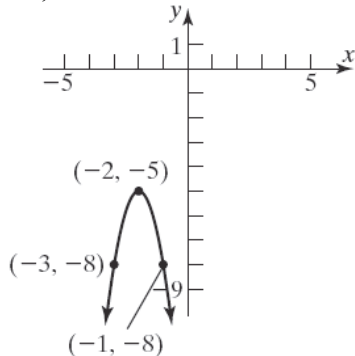
72.  $f(x) = 3x^2 + 6x + 1$   
 $= 3(x^2 + 2x) + 1$   
 $= 3(x^2 + 2x + 1) + 1 - 3$   
 $= 3(x + 1)^2 - 2$

Using  $f(x) = x^2$ , shift left 1 unit, vertically stretch by a factor of 3, and shift down 2 units.



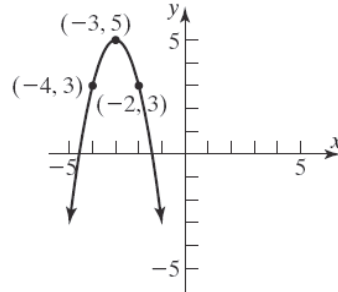
73.  $f(x) = -3x^2 - 12x - 17$   
 $= -3(x^2 + 4x) - 17$   
 $= -3(x^2 + 4x + 4) - 17 + 12$   
 $= -3(x + 2)^2 - 5$

Using  $f(x) = x^2$ , shift left 2 units, stretch vertically by a factor of 3, reflect about the x-axis, and shift down 5 units.

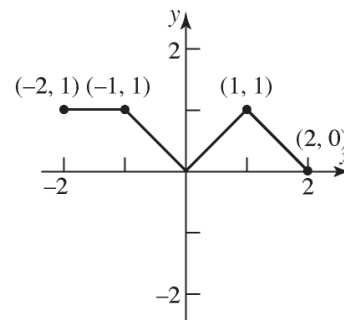


74.  $f(x) = -2x^2 - 12x - 13$   
 $= -2(x^2 + 6x) - 13$   
 $= -2(x^2 + 6x + 9) - 13 + 18$   
 $= -2(x + 3)^2 + 5$

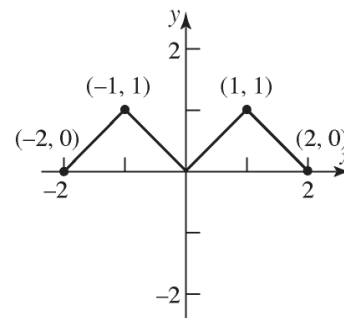
Using  $f(x) = x^2$ , shift left 3 units, stretch vertically by a factor of 2, reflect about the x-axis, and shift up 5 units.



75. a.  $y = |f(x)|$

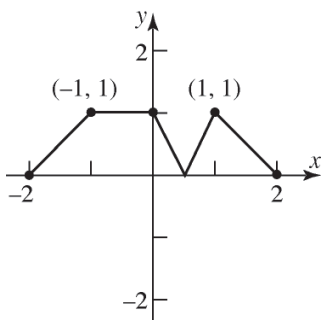


b.  $y = f(|x|)$

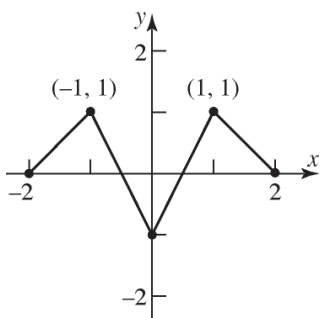


**Section 2.5: Graphing Techniques: Transformations**

76. a. To graph  $y = |f(x)|$ , the part of the graph for  $f$  that lies in quadrants III or IV is reflected about the  $x$ -axis.



- b. To graph  $y = f(|x|)$ , the part of the graph for  $f$  that lies in quadrants II or III is replaced by the reflection of the part in quadrants I and IV reflected about the  $y$ -axis.



77. a. The graph of  $y = f(x+3) - 5$  is the graph of  $y = f(x)$  but shifted left 3 units and down 5 units. Thus, the point  $(1, 3)$  becomes the point  $(-2, -2)$ .

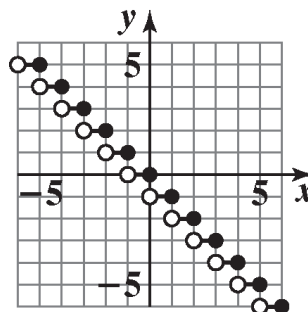
- b. The graph of  $y = -2f(x-2) + 1$  is the graph of  $y = f(x)$  but shifted right 2 units, stretched vertically by a factor of 2, reflected about the  $x$ -axis, and shifted up 1 unit. Thus, the point  $(1, 3)$  becomes the point  $(3, -5)$ .

- c. The graph of  $y = f(2x+3)$  is the graph of  $y = f(x)$  but shifted left 3 units and horizontally compressed by a factor of 2.

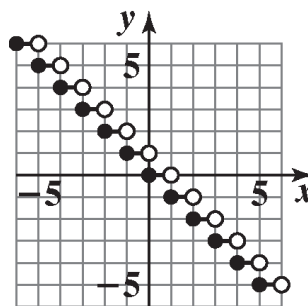
Thus, the point  $(1, 3)$  becomes the point  $(-1, 3)$ .

78. a. The graph of  $y = g(x+1) - 3$  is the graph of  $y = g(x)$  but shifted left 1 unit and down 3 units. Thus, the point  $(-3, 5)$  becomes the point  $(-4, 2)$ .
- b. The graph of  $y = -3g(x-4) + 3$  is the graph of  $y = g(x)$  but shifted right 4 units, stretched vertically by a factor of 3, reflected about the  $x$ -axis, and shifted up 3 units. Thus, the point  $(-3, 5)$  becomes the point  $(1, -12)$ .
- c. The graph of  $y = g(3x+9)$  is the graph of  $y = f(x)$  but shifted left 9 units and horizontally compressed by a factor of 3. Thus, the point  $(-3, 5)$  becomes the point  $(-4, 5)$ .

79. a.  $f(x) = \text{int}(-x)$   
Reflect the graph of  $y = \text{int}(x)$  about the  $y$ -axis.



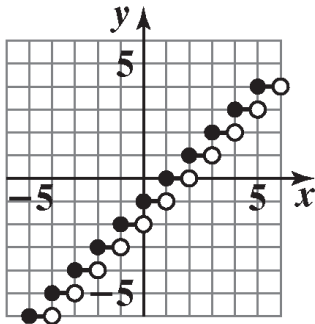
- b.  $g(x) = -\text{int}(x)$   
Reflect the graph of  $y = \text{int}(x)$  about the  $x$ -axis.



**Chapter 2: Functions and Their Graphs**

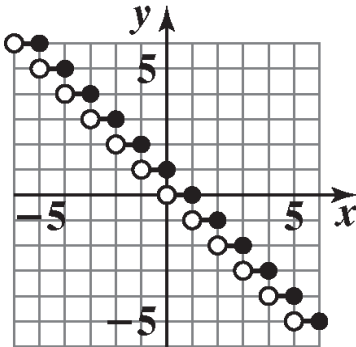
80. a.  $f(x) = \text{int}(x-1)$

Shift the graph of  $y = \text{int}(x)$  right 1 unit.



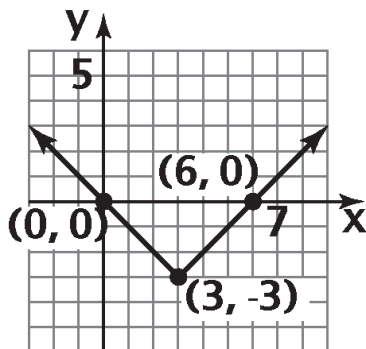
b.  $g(x) = \text{int}(1-x) = \text{int}(-(x-1))$

Using the graph of  $y = \text{int}(x)$ , reflect the graph about the  $y$ -axis  $y = \text{int}(-x)$ , horizontally shift to the right 1 unit  $y = \text{int}(-(x-1))$ .



81. a.  $f(x) = |x-3|-3$

Using the graph of  $y = |x|$ , horizontally shift to the right 3 units  $y = |x-3|$  and vertically shift downward 3 units  $y = |x-3|-3$ .



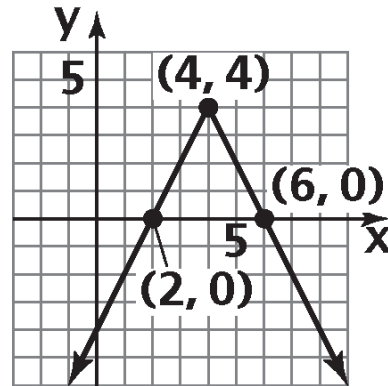
b.  $A = \frac{1}{2}bh$

$$= \frac{1}{2}(6)(3) = 9$$

The area is 9 square units.

82. a.  $f(x) = -2|x-4|+4$

Using the graph of  $y = |x|$ , horizontally shift to the right 4 units  $y = |x-4|$ , vertically stretch by a factor of 2 and flip on the  $x$ -axis  $y = -2|x-4|$ , and vertically shift upward 4 units  $y = -2|x-4|+4$ .



b.  $A = \frac{1}{2}bh$

$$= \frac{1}{2}(4)(4) = 8$$

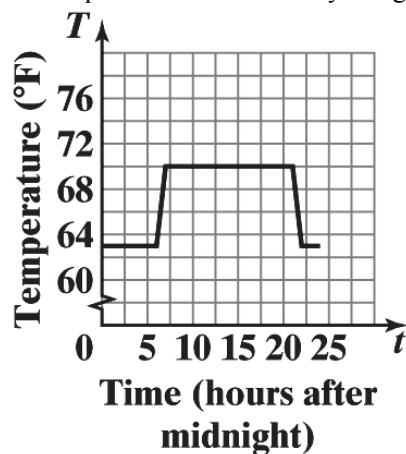
The area is 8 square units.

83. a. From the graph, the thermostat is set at  $72^\circ\text{F}$  during the daytime hours. The thermostat appears to be set at  $65^\circ\text{F}$  overnight.

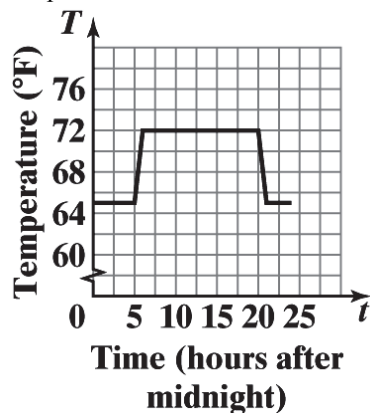
b. To graph  $y = T(t) - 2$ , the graph of  $T(t)$  is shifted down 2 units. This change will lower

**Section 2.5: Graphing Techniques: Transformations**

the temperature in the house by 2 degrees.



- c. To graph  $y = T(t+1)$ , the graph of  $T(t)$  should be shifted left one unit. This change will cause the program to switch between the daytime temperature and overnight temperature one hour sooner. The home will begin warming up at 5am instead of 6am and will begin cooling down at 8pm instead of 9pm.

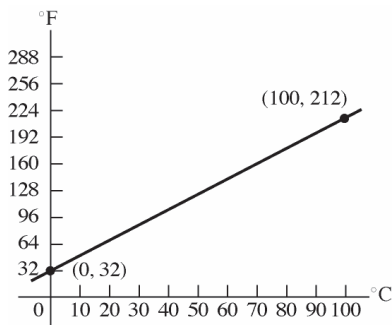


84. a.  $R(0) = 28.6(0)^2 + 300(0) + 4843 = 4843$   
 The estimated worldwide music revenue for 2012 is \$4843 million.
- $R(3) = 28.6(3)^2 + 300(3) + 4843$   
 $= 6000.4$   
 The estimated worldwide music revenue for 2015 is \$6000.4 million.
- $R(5) = 28.6(5)^2 + 300(5) + 4843$   
 $= 7058$   
 The estimated worldwide music revenue for 2017 is \$7058 million.

- b.  $r(x) = R(x-2)$   
 $= 28.6(x-2)^2 + 300(x-2) + 4843$   
 $= 28.6(x^2 - 4x + 4) + 300(x-2) + 4843$   
 $= 28.6x^2 - 114.4x + 114.4 + 300x - 600 + 4843$   
 $= 28.6x^2 + 185.6x + 4357.4$
- c. The graph of  $r(x)$  is the graph of  $R(x)$  shifted 2 units to the left. Thus,  $r(x)$  represents the estimated worldwide music revenue,  $x$  years after 2010.
- $r(2) = 28.6(2)^2 + 185.6(2) + 4357.4 = 4843$   
 The estimated worldwide music revenue for 2012 is \$4843 million.
- $r(5) = 28.6(5)^2 + 185.6(5) + 4357.4$   
 $= 6000.4$   
 The estimated worldwide music revenue for 2015 is \$6000.4 million.
- $r(7) = 28.6(7)^2 + 185.6(7) + 4357.4$   
 $= 7058$   
 The estimated worldwide music revenue for 2017 is \$7058 million.
- d. In  $r(x)$ ,  $x$  represents the number of years after 2010 (see the previous part).
- e. Answers will vary. One advantage might be that it is easier to determine what value should be substituted for  $x$  when using  $r(x)$  instead of  $R(x)$  to estimate worldwide music revenue.

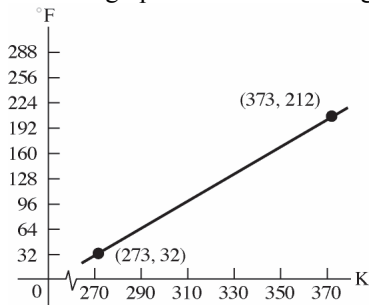
**Chapter 2: Functions and Their Graphs**

85.  $F = \frac{9}{5}C + 32$

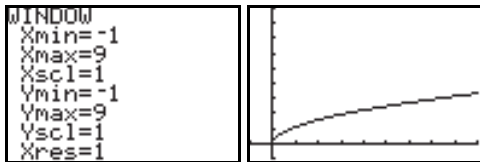


$F = \frac{9}{5}(K - 273) + 32$

Shift the graph 273 units to the right.

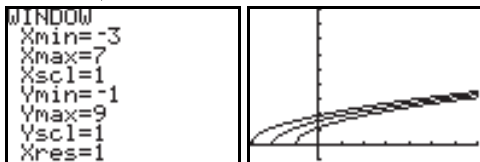


86. a.  $T = 2\pi\sqrt{\frac{l}{g}}$



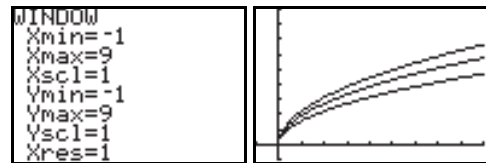
b.  $T_1 = 2\pi\sqrt{\frac{l+1}{g}}$ ;  $T_2 = 2\pi\sqrt{\frac{l+2}{g}}$ ;

$T_3 = 2\pi\sqrt{\frac{l+3}{g}}$



c. As the length of the pendulum increases, the period increases.

d.  $T_1 = 2\pi\sqrt{\frac{2l}{g}}$ ;  $T_2 = 2\pi\sqrt{\frac{3l}{g}}$ ;  $T_3 = 2\pi\sqrt{\frac{4l}{g}}$



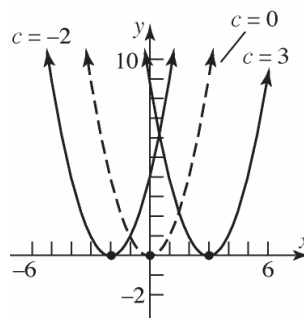
e. If the length of the pendulum is multiplied by  $k$ , the period is multiplied by  $\sqrt{k}$ .

87.  $y = (x - c)^2$

If  $c = 0$ ,  $y = x^2$ .

If  $c = 3$ ,  $y = (x - 3)^2$ ; shift right 3 units.

If  $c = -2$ ,  $y = (x + 2)^2$ ; shift left 2 units.

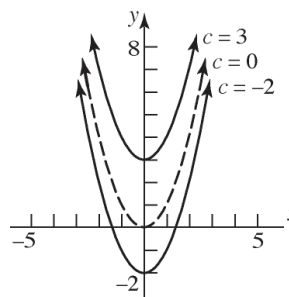


88.  $y = x^2 + c$

If  $c = 0$ ,  $y = x^2$ .

If  $c = 3$ ,  $y = x^2 + 3$ ; shift up 3 units.

If  $c = -2$ ,  $y = x^2 - 2$ ; shift down 2 units.



89. The graph of  $y = 4f(x)$  is a vertical stretch of the graph of  $f$  by a factor of 4, while the graph of  $y = f(4x)$  is a horizontal compression of the graph of  $f$  by a factor of  $\frac{1}{4}$ .

90. The graph of  $y = f(x) - 2$  will shift the graph of  $y = f(x)$  down by 2 units. The graph of  $y = f(x - 2)$  will shift the graph of  $y = f(x)$  to the right by 2 units.

**Section 2.6: Mathematical Models: Building Functions**

91. The graph of  $y = \sqrt{-x}$  is the graph of  $y = \sqrt{x}$  but reflected about the  $y$ -axis. Therefore, our region is simply rotated about the  $y$ -axis and does not change shape. Instead of the region being bounded on the right by  $x = 4$ , it is bounded on the left by  $x = -4$ . Thus, the area of the second region would also be  $\frac{16}{3}$  square units.

92. The range of  $f(x) = x^2$  is  $[0, \infty)$ . The graph of  $g(x) = f(x) + k$  is the graph of  $f$  shifted up  $k$  units if  $k > 0$  and shifted down  $|k|$  units if  $k < 0$ , so the range of  $g$  is  $[k, \infty)$ .

93. The domain of  $g(x) = \sqrt{x}$  is  $[0, \infty)$ . The graph of  $g(x - k)$  is the graph of  $g$  shifted  $k$  units to the right, so the domain of  $g$  is  $[k, \infty)$ .

94.  $3x - 5y = 30$   
 $-5y = -3x + 30$   
 $y = \frac{3}{5}x - 6$

The slope is  $\frac{3}{5}$  and the  $y$ -intercept is  $-6$ .

95.  $f(-x) = \frac{(-x)^2 + 2}{3(-x)} = \frac{x^2 + 2}{-3x}$   
 $= -\frac{x^2 + 2}{3x} = -f(x)$

Since  $f(-x) = -f(x)$  then  $f(x)$  is odd.

96.  $f(2) = (2)^4 - 7(2)^2 + 3(2) + 9$   
 $= 16 - 28 + 6 + 9 = 3$   
 $f(-2) = (-2)^4 - 7(-2)^2 + 3(-2) + 9$   
 $= 16 - 28 - 6 + 9 = -9$

$$\frac{f(x_2) - f(x_1)}{x_2 - x_1} = \frac{3 - (-9)}{2 - (-2)}$$

$$= \frac{12}{4} = 3$$

97.  $y^2 = x + 4$

$x$ -intercepts:	$y$ -intercepts:
$(0)^2 = x + 4$	$y^2 = 0 + 4$
$0 = x + 4$	$y^2 = 4$
$x = -4$	$y = \pm 2$

The intercepts are  $(-4, 0)$ ,  $(0, -2)$  and  $(0, 2)$ .

Test  $x$ -axis symmetry: Let  $y = -y$

$$(-y)^2 = x + 4$$

$$y^2 = x + 4 \text{ same}$$

Test  $y$ -axis symmetry: Let  $x = -x$

$$y^2 = -x + 4 \text{ different}$$

Test origin symmetry: Let  $x = -x$  and  $y = -y$ .

$$(-y)^2 = -x + 4$$

$$y^2 = -x + 4 \text{ different}$$

Therefore, the graph will have  $x$ -axis symmetry.

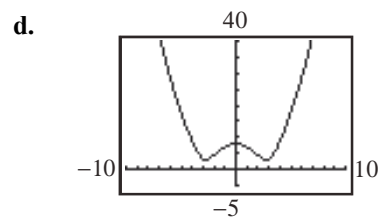
**Section 2.6**

1. a. The distance  $d$  from  $P$  to the origin is  $d = \sqrt{x^2 + y^2}$ . Since  $P$  is a point on the graph of  $y = x^2 - 8$ , we have:

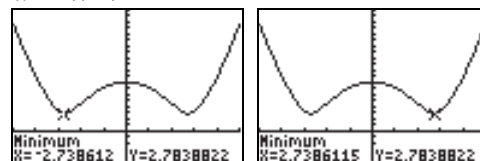
$$d(x) = \sqrt{x^2 + (x^2 - 8)^2} = \sqrt{x^4 - 15x^2 + 64}$$

b.  $d(0) = \sqrt{0^4 - 15(0)^2 + 64} = \sqrt{64} = 8$

c.  $d(1) = \sqrt{(1)^4 - 15(1)^2 + 64}$   
 $= \sqrt{1 - 15 + 64} = \sqrt{50} = 5\sqrt{2} \approx 7.07$



e.  $d$  is smallest when  $x \approx -2.74$  or when  $x \approx 2.74$ .

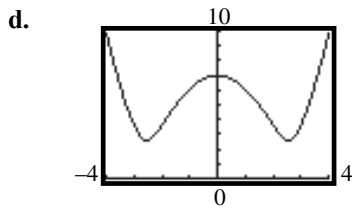


**Chapter 2: Functions and Their Graphs**

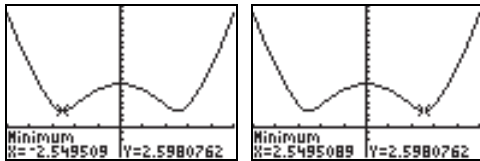
2. a. The distance  $d$  from  $P$  to  $(0, -1)$  is  $d = \sqrt{x^2 + (y+1)^2}$ . Since  $P$  is a point on the graph of  $y = x^2 - 8$ , we have:

$$d(x) = \sqrt{x^2 + (x^2 - 8 + 1)^2} \\ = \sqrt{x^2 + (x^2 - 7)^2} = \sqrt{x^4 - 13x^2 + 49}$$

- b.  $d(0) = \sqrt{0^4 - 13(0)^2 + 49} = \sqrt{49} = 7$   
 c.  $d(-1) = \sqrt{(-1)^4 - 13(-1)^2 + 49} = \sqrt{37} \approx 6.08$



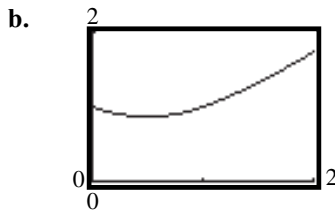
- e.  $d$  is smallest when  $x \approx -2.55$  or when  $x \approx 2.55$ .



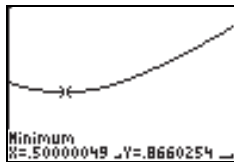
3. a. The distance  $d$  from  $P$  to the point  $(1, 0)$  is  $d = \sqrt{(x-1)^2 + y^2}$ . Since  $P$  is a point on the graph of  $y = \sqrt{x}$ , we have:

$$d(x) = \sqrt{(x-1)^2 + (\sqrt{x})^2} = \sqrt{x^2 - x + 1}$$

where  $x \geq 0$ .

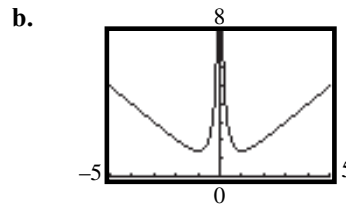


- c.  $d$  is smallest when  $x = \frac{1}{2}$ .

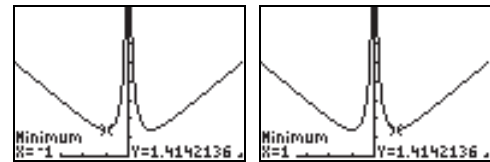


4. a. The distance  $d$  from  $P$  to the origin is  $d = \sqrt{x^2 + y^2}$ . Since  $P$  is a point on the graph of  $y = \frac{1}{x}$ , we have:

$$d(x) = \sqrt{x^2 + \left(\frac{1}{x}\right)^2} = \sqrt{x^2 + \frac{1}{x^2}} = \sqrt{\frac{x^4 + 1}{x^2}} \\ = \frac{\sqrt{x^4 + 1}}{|x|}$$



- c.  $d$  is smallest when  $x = -1$  or  $x = 1$ .



5. By definition, a triangle has area

$A = \frac{1}{2}bh$ ,  $b$  = base,  $h$  = height. From the figure, we know that  $b = x$  and  $h = y$ . Expressing the area of the triangle as a function of  $x$ , we have:

$$A(x) = \frac{1}{2}xy = \frac{1}{2}x(x^3) = \frac{1}{2}x^4.$$

6. By definition, a triangle has area

$A = \frac{1}{2}bh$ ,  $b$  = base,  $h$  = height. Because one vertex of the triangle is at the origin and the other is on the  $x$ -axis, we know that  $b = x$  and  $h = y$ . Expressing the area of the triangle as a function of  $x$ , we have:

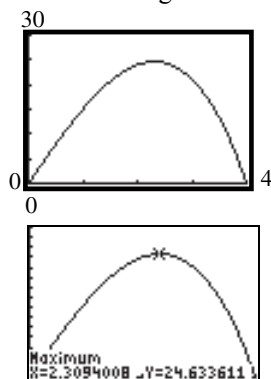
$$A(x) = \frac{1}{2}xy = \frac{1}{2}x(9 - x^2) = \frac{9}{2}x - \frac{1}{2}x^3.$$

7. a.  $A(x) = xy = x(16 - x^2)$

- b. Domain:  $\{x \mid 0 < x < 4\}$

Section 2.6: Mathematical Models: Building Functions

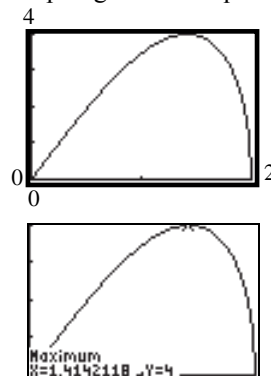
- c. The area is largest when  $x \approx 2.31$ .



8. a.  $A(x) = 2xy = 2x\sqrt{4-x^2}$

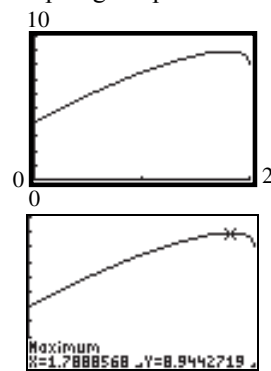
b.  $p(x) = 2(2x) + 2(y) = 4x + 2\sqrt{4-x^2}$

- c. Graphing the area equation:



The area is largest when  $x \approx 1.41$ .

- d. Graphing the perimeter equation:

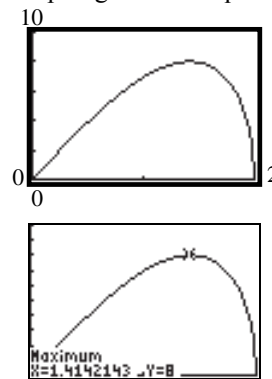


The perimeter is largest when  $x \approx 1.79$ .

9. a. In Quadrant I,  $x^2 + y^2 = 4 \rightarrow y = \sqrt{4-x^2}$   
 $A(x) = (2x)(2y) = 4x\sqrt{4-x^2}$

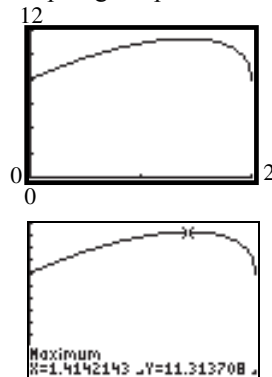
b.  $p(x) = 2(2x) + 2(2y) = 4x + 4\sqrt{4-x^2}$

- c. Graphing the area equation:



The area is largest when  $x \approx 1.41$ .

- d. Graphing the perimeter equation:



The perimeter is largest when  $x \approx 1.41$ .

10. a.  $A(r) = (2r)(2r) = 4r^2$

b.  $p(r) = 4(2r) = 8r$

11. a.  $C$  = circumference,  $A$  = total area,  
 $r$  = radius,  $x$  = side of square

$$C = 2\pi r = 10 - 4x \Rightarrow r = \frac{5-2x}{\pi}$$

$$\text{Total Area} = \text{area}_{\text{square}} + \text{area}_{\text{circle}} = x^2 + \pi r^2$$

$$A(x) = x^2 + \pi \left( \frac{5-2x}{\pi} \right)^2 = x^2 + \frac{25 - 20x + 4x^2}{\pi}$$

- b. Since the lengths must be positive, we have:

$$10 - 4x > 0 \quad \text{and} \quad x > 0$$

$$-4x > -10 \quad \text{and} \quad x > 0$$

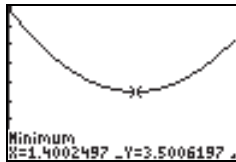
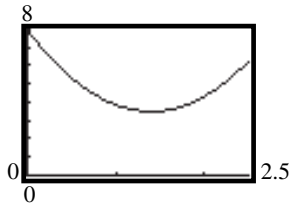
$$x < 2.5 \quad \text{and} \quad x > 0$$

$$\text{Domain: } \{x \mid 0 < x < 2.5\}$$



**Chapter 2: Functions and Their Graphs**

- c. The total area is smallest when  $x \approx 1.40$  meters.



12. a.  $C$  = circumference,  $A$  = total area,  
 $r$  = radius,  $x$  = side of equilateral triangle

$$C = 2\pi r = 10 - 3x \Rightarrow r = \frac{10 - 3x}{2\pi}$$

The height of the equilateral triangle is  $\frac{\sqrt{3}}{2}x$ .

Total Area = area<sub>triangle</sub> + area<sub>circle</sub>

$$= \frac{1}{2}x \left( \frac{\sqrt{3}}{2}x \right) + \pi r^2$$

$$\begin{aligned} A(x) &= \frac{\sqrt{3}}{4}x^2 + \pi \left( \frac{10 - 3x}{2\pi} \right)^2 \\ &= \frac{\sqrt{3}}{4}x^2 + \frac{100 - 60x + 9x^2}{4\pi} \end{aligned}$$

- b. Since the lengths must be positive, we have:

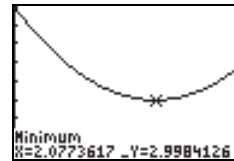
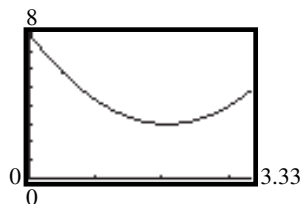
$$10 - 3x > 0 \quad \text{and} \quad x > 0$$

$$-3x > -10 \quad \text{and} \quad x > 0$$

$$x < \frac{10}{3} \quad \text{and} \quad x > 0$$

$$\text{Domain: } \left\{ x \mid 0 < x < \frac{10}{3} \right\}$$

- c. The area is smallest when  $x \approx 2.08$  meters.



13. a. Since the wire of length  $x$  is bent into a circle, the circumference is  $x$ . Therefore,  
 $C(x) = x$ .

b. Since  $C = x = 2\pi r$ ,  $r = \frac{x}{2\pi}$ .

$$A(x) = \pi r^2 = \pi \left( \frac{x}{2\pi} \right)^2 = \frac{x^2}{4\pi}$$

14. a. Since the wire of length  $x$  is bent into a square, the perimeter is  $x$ . Therefore,  
 $p(x) = x$ .

b. Since  $P = x = 4s$ ,  $s = \frac{1}{4}x$ , we have

$$A(x) = s^2 = \left( \frac{1}{4}x \right)^2 = \frac{1}{16}x^2$$

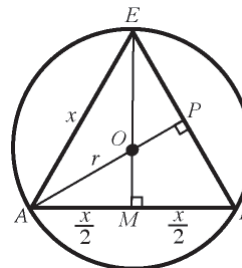
15. a.  $A$  = area,  $r$  = radius; diameter =  $2r$

$$A(r) = (2r)(r) = 2r^2$$

b.  $p$  = perimeter

$$p(r) = 2(2r) + 2r = 6r$$

16.  $C$  = circumference,  $r$  = radius;  
 $x$  = length of a side of the triangle



Since  $\triangle ABC$  is equilateral,  $EM = \frac{\sqrt{3}x}{2}$ .

Therefore,  $OM = \frac{\sqrt{3}x}{2} - OE = \frac{\sqrt{3}x}{2} - r$

**Section 2.6: Mathematical Models: Building Functions**

In  $\triangle OAM$ ,  $r^2 = \left(\frac{x}{2}\right)^2 + \left(\frac{\sqrt{3}x}{2} - r\right)^2$

$$r^2 = \frac{x^2}{4} + \frac{3}{4}x^2 - \sqrt{3}rx + r^2$$

$$\sqrt{3}rx = x^2$$

$$r = \frac{x}{\sqrt{3}}$$

Therefore, the circumference of the circle is

$$C(x) = 2\pi r = 2\pi \left(\frac{x}{\sqrt{3}}\right) = \frac{2\pi\sqrt{3}}{3}x$$

17. Area of the equilateral triangle

$$A = \frac{1}{2}x \cdot \frac{\sqrt{3}}{2}x = \frac{\sqrt{3}}{4}x^2$$

From problem 16, we have  $r^2 = \frac{x^2}{3}$ .

Area inside the circle, but outside the triangle:

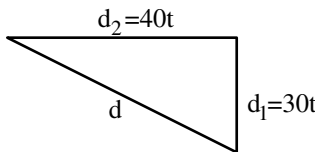
$$A(x) = \pi r^2 - \frac{\sqrt{3}}{4}x^2$$

$$= \pi \frac{x^2}{3} - \frac{\sqrt{3}}{4}x^2 = \left(\frac{\pi}{3} - \frac{\sqrt{3}}{4}\right)x^2$$

18.  $d^2 = d_1^2 + d_2^2$

$$d^2 = (30t)^2 + (40t)^2$$

$$d(t) = \sqrt{900t^2 + 1600t^2} = \sqrt{2500t^2} = 50t$$



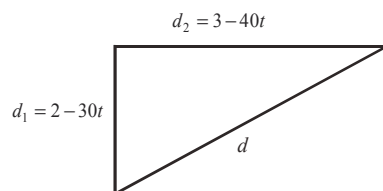
19. a.  $d^2 = d_1^2 + d_2^2$

$$d^2 = (2-30t)^2 + (3-40t)^2$$

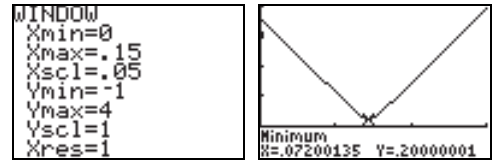
$$d(t) = \sqrt{(2-30t)^2 + (3-40t)^2}$$

$$= \sqrt{4 - 120t + 900t^2 + 9 - 240t + 1600t^2}$$

$$= \sqrt{2500t^2 - 360t + 13}$$



- b. The distance is smallest at  $t \approx 0.07$  hours.



20.  $r$  = radius of cylinder,  $h$  = height of cylinder,  
 $V$  = volume of cylinder

$$r^2 + \left(\frac{h}{2}\right)^2 = R^2 \Rightarrow r^2 + \frac{h^2}{4} = R^2 \Rightarrow r^2 = R^2 - \frac{h^2}{4}$$

$$V = \pi r^2 h$$

$$V(h) = \pi \left(R^2 - \frac{h^2}{4}\right)h = \pi h \left(R^2 - \frac{h^2}{4}\right)$$

21.  $r$  = radius of cylinder,  $h$  = height of cylinder,  
 $V$  = volume of cylinder

By similar triangles:  $\frac{H}{R} = \frac{H-h}{r}$

$$Hr = R(H-h)$$

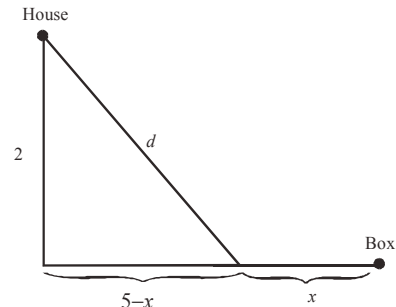
$$Hr = RH - Rh$$

$$Rh = RH - Hr$$

$$h = \frac{RH - Hr}{R} = \frac{H(R-r)}{R}$$

$$V = \pi r^2 h = \pi r^2 \left(\frac{H(R-r)}{R}\right) = \frac{\pi H(R-r)r^2}{R}$$

22. a. The total cost of installing the cable along the road is  $500x$ . If cable is installed  $x$  miles along the road, there are  $5-x$  miles between the road to the house and where the cable ends along the road.



$$d = \sqrt{(5-x)^2 + 2^2}$$

$$= \sqrt{25 - 10x + x^2 + 4} = \sqrt{x^2 - 10x + 29}$$

The total cost of installing the cable is:

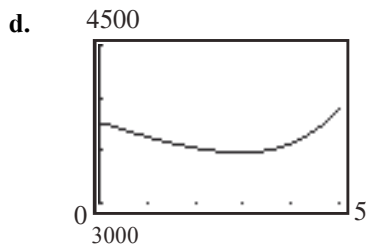
**Chapter 2: Functions and Their Graphs**

$$C(x) = 500x + 700\sqrt{x^2 - 10x + 29}$$

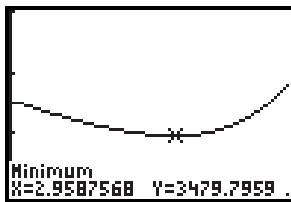
$$\text{Domain: } \{x \mid 0 \leq x \leq 5\}$$

b.  $C(1) = 500(1) + 700\sqrt{1^2 - 10(1) + 29}$   
 $= 500 + 700\sqrt{20} = \$3630.50$

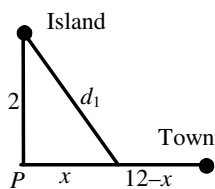
c.  $C(3) = 500(3) + 700\sqrt{3^2 - 10(3) + 29}$   
 $= 1500 + 700\sqrt{8} = \$3479.90$



e. Using MINIMUM, the graph indicates that  $x \approx 2.96$  miles results in the least cost.



23. a. The time on the boat is given by  $\frac{d_1}{3}$ . The time on land is given by  $\frac{12-x}{5}$ .



$$d_1 = \sqrt{x^2 + 2^2} = \sqrt{x^2 + 4}$$

The total time for the trip is:

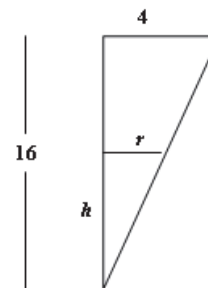
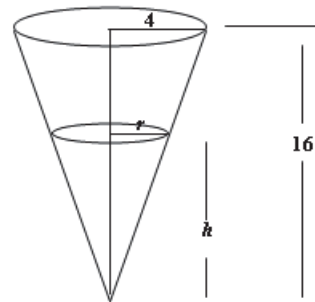
$$T(x) = \frac{12-x}{5} + \frac{d_1}{3} = \frac{12-x}{5} + \frac{\sqrt{x^2 + 4}}{3}$$

b. Domain:  $\{x \mid 0 \leq x \leq 12\}$

c.  $T(4) = \frac{12-4}{5} + \frac{\sqrt{4^2 + 4}}{3}$   
 $= \frac{8}{5} + \frac{\sqrt{20}}{3} \approx 3.09$  hours

d.  $T(8) = \frac{12-8}{5} + \frac{\sqrt{8^2 + 4}}{3}$   
 $= \frac{4}{5} + \frac{\sqrt{68}}{3} \approx 3.55$  hours

24. Consider the diagrams shown below.



There is a pair of similar triangles in the diagram. Since the smaller triangle is similar to the larger triangle, we have the proportion

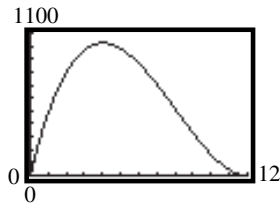
$$\frac{r}{h} = \frac{4}{16} \Rightarrow \frac{r}{h} = \frac{1}{4} \Rightarrow r = \frac{1}{4}h$$

Substituting into the volume formula for the conical portion of water gives

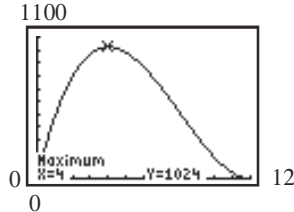
$$V(h) = \frac{1}{3}\pi r^2 h = \frac{1}{3}\pi \left(\frac{1}{4}h\right)^2 h = \frac{\pi}{48}h^3.$$

25. a. length =  $24 - 2x$ ; width =  $24 - 2x$ ; height =  $x$   
 $V(x) = x(24 - 2x)(24 - 2x) = x(24 - 2x)^2$
- b.  $V(3) = 3(24 - 2(3))^2 = 3(18)^2$   
 $= 3(324) = 972 \text{ in}^3.$
- c.  $V(10) = 10(24 - 2(10))^2 = 10(4)^2$   
 $= 10(16) = 160 \text{ in}^3.$

d.  $y_1 = x(24 - 2x)^2$



Use MAXIMUM.



The volume is largest when  $x = 4$  inches.

26. a. Let  $A$  = amount of material,  
 $x$  = length of the base,  $h$  = height, and  
 $V$  = volume.

$$V = x^2 h = 10 \Rightarrow h = \frac{10}{x^2}$$

$$\text{Total Area } A = (\text{Area}_{\text{base}}) + (4)(\text{Area}_{\text{side}})$$

$$= x^2 + 4xh$$

$$= x^2 + 4x\left(\frac{10}{x^2}\right)$$

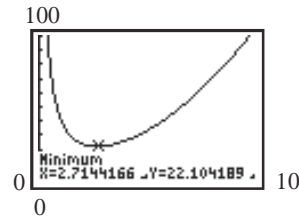
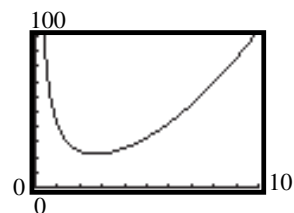
$$= x^2 + \frac{40}{x}$$

$$A(x) = x^2 + \frac{40}{x}$$

b.  $A(1) = 1^2 + \frac{40}{1} = 1 + 40 = 41 \text{ ft}^2$

c.  $A(2) = 2^2 + \frac{40}{2} = 4 + 20 = 24 \text{ ft}^2$

d.  $y_1 = x^2 + \frac{40}{x}$



The amount of material is least when  $x = 2.71$  ft.

27. The center would be the midpoint

$$\begin{aligned} (h, k) &= \frac{4 + (-6)}{2}, \frac{-5 + 3}{2} \\ &= \frac{-2}{2}, \frac{-2}{2} = (-1, -1) \end{aligned}$$

The distance from the midpoint to one of the point would be the radius.

$$\begin{aligned} r &= \sqrt{(-1 - 4)^2 + (-1 - (-5))^2} = \sqrt{(-5)^2 + (4)^2} \\ &= \sqrt{25 + 16} = \sqrt{41} \end{aligned}$$

28. In order for the 16-foot long Ford Fusion to pass the 50-foot truck, the Ford Fusion must travel the length of the truck and the length of itself in the time frame of 5 seconds. Thus the Fusion must travel an additional 66 feet in 5 seconds.

Convert this to miles-per-hour.

$$5 \text{ sec} = \frac{5}{60} \text{ min} = \frac{5}{3600} \text{ hr} = \frac{1}{720} \text{ hr.}$$

$$66 \text{ ft} = \frac{66}{5280} \text{ mi}$$

$$\text{speed} = \frac{\text{distance}}{\text{time}} = \frac{\frac{66}{5280}}{\frac{1}{720}} = 9 \text{ mph}$$

Since the truck is traveling 55 mph, the Fusion must travel  $55 + 9 = 64$  mph.

29. Start with  $y = x^2$ . To shift the graph left 4 units would change the function to  $y = (x + 4)^2$ . To shift the graph down 2 units would change the function to  $y = (x + 4)^2 - 2$ .

30.  $(-\infty, -2) \cup (-2, 5]$

### Chapter 2 Review Exercises

1. This relation represents a function.  
 Domain =  $\{-1, 2, 4\}$ ; Range =  $\{0, 3\}$ .

## Chapter 2: Functions and Their Graphs

2. This relation does not represent a function, since 4 is paired with two different values.

3.  $f(x) = \frac{3x}{x^2 - 1}$

a.  $f(2) = \frac{3(2)}{(2)^2 - 1} = \frac{6}{4 - 1} = \frac{6}{3} = 2$

b.  $f(-2) = \frac{3(-2)}{(-2)^2 - 1} = \frac{-6}{4 - 1} = \frac{-6}{3} = -2$

c.  $f(-x) = \frac{3(-x)}{(-x)^2 - 1} = \frac{-3x}{x^2 - 1}$

d.  $-f(x) = -\left(\frac{3x}{x^2 - 1}\right) = \frac{-3x}{x^2 - 1}$

e.  $f(x-2) = \frac{3(x-2)}{(x-2)^2 - 1}$   
 $= \frac{3x - 6}{x^2 - 4x + 4 - 1} = \frac{3(x-2)}{x^2 - 4x + 3}$

f.  $f(2x) = \frac{3(2x)}{(2x)^2 - 1} = \frac{6x}{4x^2 - 1}$

4.  $f(x) = \sqrt{x^2 - 4}$

a.  $f(2) = \sqrt{2^2 - 4} = \sqrt{4 - 4} = \sqrt{0} = 0$

b.  $f(-2) = \sqrt{(-2)^2 - 4} = \sqrt{4 - 4} = \sqrt{0} = 0$

c.  $f(-x) = \sqrt{(-x)^2 - 4} = \sqrt{x^2 - 4}$

d.  $-f(x) = -\sqrt{x^2 - 4}$

e.  $f(x-2) = \sqrt{(x-2)^2 - 4}$   
 $= \sqrt{x^2 - 4x + 4 - 4}$   
 $= \sqrt{x^2 - 4x}$

f.  $f(2x) = \sqrt{(2x)^2 - 4} = \sqrt{4x^2 - 4}$   
 $= \sqrt{4(x^2 - 1)} = 2\sqrt{x^2 - 1}$

5.  $f(x) = \frac{x^2 - 4}{x^2}$

a.  $f(2) = \frac{2^2 - 4}{2^2} = \frac{4 - 4}{4} = \frac{0}{4} = 0$

b.  $f(-2) = \frac{(-2)^2 - 4}{(-2)^2} = \frac{4 - 4}{4} = \frac{0}{4} = 0$

c.  $f(-x) = \frac{(-x)^2 - 4}{(-x)^2} = \frac{x^2 - 4}{x^2}$

d.  $-f(x) = -\left(\frac{x^2 - 4}{x^2}\right) = \frac{4 - x^2}{x^2} = -\frac{x^2 - 4}{x^2}$

e.  $f(x-2) = \frac{(x-2)^2 - 4}{(x-2)^2} = \frac{x^2 - 4x + 4 - 4}{(x-2)^2}$   
 $= \frac{x^2 - 4x}{(x-2)^2} = \frac{x(x-4)}{(x-2)^2}$

f.  $f(2x) = \frac{(2x)^2 - 4}{(2x)^2} = \frac{4x^2 - 4}{4x^2}$   
 $= \frac{4(x^2 - 1)}{4x^2} = \frac{x^2 - 1}{x^2}$

6.  $f(x) = \frac{x}{x^2 - 9}$

The denominator cannot be zero:

$$x^2 - 9 \neq 0$$

$$(x+3)(x-3) \neq 0$$

$$x \neq -3 \text{ or } 3$$

Domain:  $\{x \mid x \neq -3, x \neq 3\}$

7.  $f(x) = \sqrt{2-x}$

The radicand must be non-negative:

$$2 - x \geq 0$$

$$x \leq 2$$

Domain:  $\{x \mid x \leq 2\}$  or  $(-\infty, 2]$

8.  $g(x) = \frac{|x|}{x}$

The denominator cannot be zero:

$$x \neq 0$$

Domain:  $\{x \mid x \neq 0\}$

9.  $f(x) = \frac{x}{x^2 + 2x - 3}$

The denominator cannot be zero:

$$x^2 + 2x - 3 \neq 0$$

$$(x+3)(x-1) \neq 0$$

$$x \neq -3 \text{ or } 1$$

Domain:  $\{x \mid x \neq -3, x \neq 1\}$

10.  $f(x) = \frac{\sqrt{x+1}}{x^2-4}$

The denominator cannot be zero:

$$x^2 - 4 \neq 0$$

$$(x+2)(x-2) \neq 0$$

$$x \neq -2 \text{ or } 2$$

Also, the radicand must be non-negative:

$$x+1 \geq 0$$

$$x \geq -1$$

$$\text{Domain: } [-1, 2) \cup (2, \infty)$$

11.  $f(x) = \frac{x}{\sqrt{x+8}}$

The radicand must be non-negative and not zero:

$$x+8 > 0$$

$$x > -8$$

$$\text{Domain: } \{x \mid x > -8\}$$

12.  $f(x) = 2-x$     $g(x) = 3x+1$

$$\begin{aligned} (f+g)(x) &= f(x) + g(x) \\ &= 2-x+3x+1 = 2x+3 \end{aligned}$$

$$\text{Domain: } \{x \mid x \text{ is any real number}\}$$

$$\begin{aligned} (f-g)(x) &= f(x) - g(x) \\ &= 2-x-(3x+1) \\ &= 2-x-3x-1 \\ &= -4x+1 \end{aligned}$$

$$\text{Domain: } \{x \mid x \text{ is any real number}\}$$

$$\begin{aligned} (f \cdot g)(x) &= f(x) \cdot g(x) \\ &= (2-x)(3x+1) \\ &= 6x+2-3x^2-x \\ &= -3x^2+5x+2 \end{aligned}$$

$$\text{Domain: } \{x \mid x \text{ is any real number}\}$$

$$\left(\frac{f}{g}\right)(x) = \frac{f(x)}{g(x)} = \frac{2-x}{3x+1}$$

$$3x+1 \neq 0$$

$$3x \neq -1 \Rightarrow x \neq -\frac{1}{3}$$

$$\text{Domain: } \left\{x \mid x \neq -\frac{1}{3}\right\}$$

13.  $f(x) = 3x^2 + x + 1$     $g(x) = 3x$

$$\begin{aligned} (f+g)(x) &= f(x) + g(x) \\ &= 3x^2 + x + 1 + 3x \\ &= 3x^2 + 4x + 1 \end{aligned}$$

$$\text{Domain: } \{x \mid x \text{ is any real number}\}$$

$$\begin{aligned} (f-g)(x) &= f(x) - g(x) \\ &= 3x^2 + x + 1 - 3x \\ &= 3x^2 - 2x + 1 \end{aligned}$$

$$\text{Domain: } \{x \mid x \text{ is any real number}\}$$

$$\begin{aligned} (f \cdot g)(x) &= f(x) \cdot g(x) \\ &= (3x^2 + x + 1)(3x) \\ &= 9x^3 + 3x^2 + 3x \end{aligned}$$

$$\text{Domain: } \{x \mid x \text{ is any real number}\}$$

$$\left(\frac{f}{g}\right)(x) = \frac{f(x)}{g(x)} = \frac{3x^2 + x + 1}{3x}$$

$$3x \neq 0 \Rightarrow x \neq 0$$

$$\text{Domain: } \{x \mid x \neq 0\}$$

14.  $f(x) = \frac{x+1}{x-1}$     $g(x) = \frac{1}{x}$

$$\begin{aligned} (f+g)(x) &= f(x) + g(x) \\ &= \frac{x+1}{x-1} + \frac{1}{x} = \frac{x(x+1)+1(x-1)}{x(x-1)} \\ &= \frac{x^2+x+x-1}{x(x-1)} = \frac{x^2+2x-1}{x(x-1)} \end{aligned}$$

$$\text{Domain: } \{x \mid x \neq 0, x \neq 1\}$$

$$\begin{aligned} (f-g)(x) &= f(x) - g(x) \\ &= \frac{x+1}{x-1} - \frac{1}{x} = \frac{x(x+1)-1(x-1)}{x(x-1)} \\ &= \frac{x^2+x-x+1}{x(x-1)} = \frac{x^2+1}{x(x-1)} \end{aligned}$$

$$\text{Domain: } \{x \mid x \neq 0, x \neq 1\}$$

$$(f \cdot g)(x) = f(x) \cdot g(x) = \left(\frac{x+1}{x-1}\right)\left(\frac{1}{x}\right) = \frac{x+1}{x(x-1)}$$

$$\text{Domain: } \{x \mid x \neq 0, x \neq 1\}$$

**Chapter 2: Functions and Their Graphs**

$$\left(\frac{f}{g}\right)(x) = \frac{f(x)}{g(x)} = \frac{\frac{x+1}{x-1}}{\frac{1}{x}} = \left(\frac{x+1}{x-1}\right)\left(\frac{x}{1}\right) = \frac{x(x+1)}{x-1}$$

Domain:  $\{x \mid x \neq 0, x \neq 1\}$

15.  $f(x) = -2x^2 + x + 1$

$$\begin{aligned} & \frac{f(x+h) - f(x)}{h} \\ &= \frac{-2(x+h)^2 + (x+h) + 1 - (-2x^2 + x + 1)}{h} \\ &= \frac{-2(x^2 + 2xh + h^2) + x + h + 1 + 2x^2 - x - 1}{h} \\ &= \frac{-2x^2 - 4xh - 2h^2 + x + h + 1 + 2x^2 - x - 1}{h} \\ &= \frac{-4xh - 2h^2 + h}{h} = \frac{h(-4x - 2h + 1)}{h} \\ &= -4x - 2h + 1 \end{aligned}$$

16. a. Domain:  $\{x \mid -4 \leq x \leq 3\}$ ;  $[-4, 3]$   
 Range:  $\{y \mid -3 \leq y \leq 3\}$ ;  $[-3, 3]$

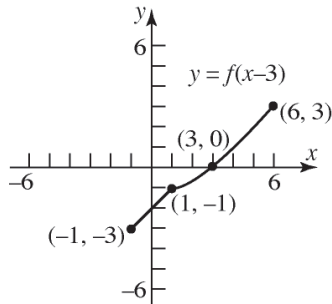
b. Intercept:  $(0, 0)$

c.  $f(-2) = -1$

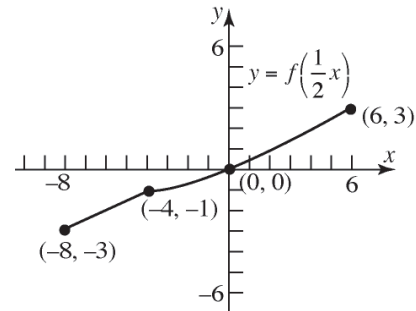
d.  $f(x) = -3$  when  $x = -4$

e.  $f(x) > 0$  when  $0 < x \leq 3$   
 $\{x \mid 0 < x \leq 3\}$

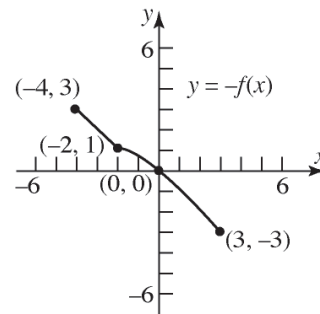
f. To graph  $y = f(x-3)$ , shift the graph of  $f$  horizontally 3 units to the right.



- g. To graph  $y = f\left(\frac{1}{2}x\right)$ , stretch the graph of  $f$  horizontally by a factor of 2.



- h. To graph  $y = -f(x)$ , reflect the graph of  $f$  vertically about the  $y$ -axis.



17. a. Domain:  $(-\infty, 4]$   
 Range:  $(-\infty, 3]$   
 b. Increasing:  $(-\infty, -2)$  and  $(2, 4)$ ;  
 Decreasing:  $(-2, 2)$   
 c. Local minimum is  $-1$  at  $x = 2$ ;  
 Local maximum is  $1$  at  $x = -2$   
 d. No absolute minimum;  
 Absolute maximum is  $3$  at  $x = 4$   
 e. The graph has no symmetry.  
 f. The function is neither.  
 g.  $x$ -intercepts:  $-3, 0, 3$ ;  
 $y$ -intercept:  $0$

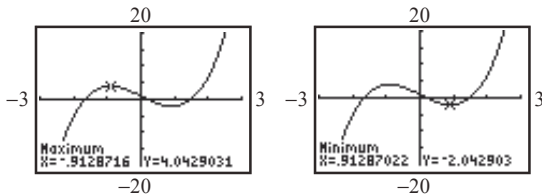
18.  $f(x) = x^3 - 4x$   
 $f(-x) = (-x)^3 - 4(-x) = -x^3 + 4x$   
 $= -(x^3 - 4x) = -f(x)$   
 $f$  is odd.

19.  $g(x) = \frac{4+x^2}{1+x^4}$   
 $g(-x) = \frac{4+(-x)^2}{1+(-x)^4} = \frac{4+x^2}{1+x^4} = g(x)$   
 $g$  is even.

20.  $G(x) = 1 - x + x^3$   
 $G(-x) = 1 - (-x) + (-x)^3$   
 $= 1 + x - x^3 \neq -G(x)$  or  $G(x)$   
 $G$  is neither even nor odd.

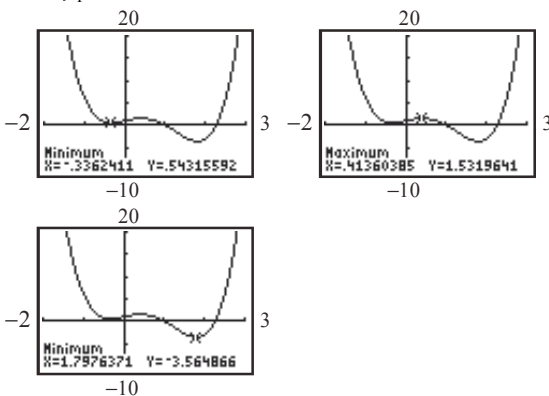
21.  $f(x) = \frac{x}{1+x^2}$   
 $f(-x) = \frac{-x}{1+(-x)^2} = \frac{-x}{1+x^2} = -f(x)$   
 $f$  is odd.

22.  $f(x) = 2x^3 - 5x + 1$  on the interval  $(-3, 3)$   
 Use MAXIMUM and MINIMUM on the graph of  $y_1 = 2x^3 - 5x + 1$ .



local maximum: 4.04 when  $x \approx -0.91$   
 local minimum:  $-2.04$  when  $x = 0.91$   
 $f$  is increasing on:  $(-3, -0.91)$  and  $(0.91, 3)$ ;  
 $f$  is decreasing on:  $(-0.91, 0.91)$ .

23.  $f(x) = 2x^4 - 5x^3 + 2x + 1$  on the interval  $(-2, 3)$   
 Use MAXIMUM and MINIMUM on the graph of  $y_1 = 2x^4 - 5x^3 + 2x + 1$ .



local maximum: 1.53 when  $x = 0.41$

local minima: 0.54 when  $x = -0.34$ ,  $-3.56$  when  $x = 1.80$

$f$  is increasing on:  $(-0.34, 0.41)$  and  $(1.80, 3)$ ;

$f$  is decreasing on:  $(-2, -0.34)$  and  $(0.41, 1.80)$ .

24.  $f(x) = 8x^2 - x$

a.  $\frac{f(2) - f(1)}{2 - 1} = \frac{8(2)^2 - 2 - [8(1)^2 - 1]}{1}$   
 $= 32 - 2 - (7) = 23$

b.  $\frac{f(1) - f(0)}{1 - 0} = \frac{8(1)^2 - 1 - [8(0)^2 - 0]}{1}$   
 $= 8 - 1 - (0) = 7$

c.  $\frac{f(4) - f(2)}{4 - 2} = \frac{8(4)^2 - 4 - [8(2)^2 - 2]}{2}$   
 $= \frac{128 - 4 - (30)}{2} = \frac{94}{2} = 47$

25.  $f(x) = 2 - 5x$

$\frac{f(3) - f(2)}{3 - 2} = \frac{[2 - 5(3)] - [2 - 5(2)]}{3 - 2}$   
 $= \frac{(2 - 15) - (2 - 10)}{1}$   
 $= -13 - (-8) = -5$

26.  $f(x) = 3x - 4x^2$

$\frac{f(3) - f(2)}{3 - 2} = \frac{[3(3) - 4(3)^2] - [3(2) - 4(2)^2]}{3 - 2}$   
 $= \frac{(9 - 36) - (6 - 16)}{1}$   
 $= -27 + 10 = -17$

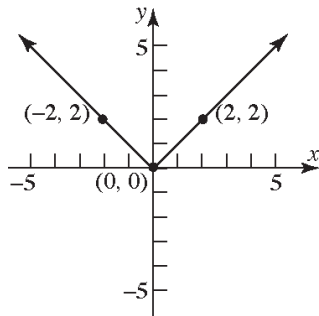
27. The graph does not pass the Vertical Line Test and is therefore not a function.

28. The graph passes the Vertical Line Test and is therefore a function.

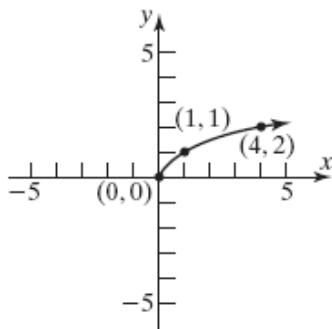


**Chapter 2: Functions and Their Graphs**

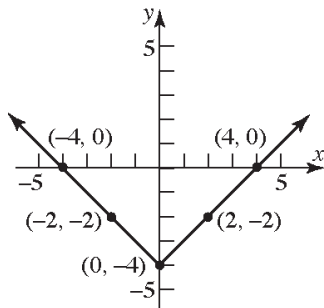
29.  $f(x) = |x|$



30.  $f(x) = \sqrt{x}$

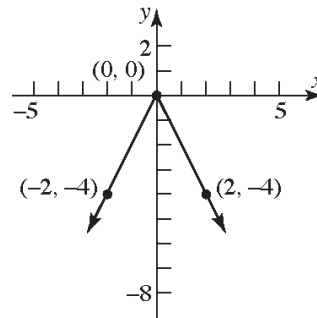


31.  $F(x) = |x| - 4$ . Using the graph of  $y = |x|$ , vertically shift the graph downward 4 units.



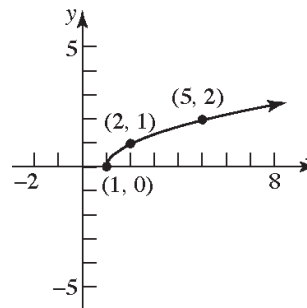
Intercepts:  $(-4, 0), (4, 0), (0, -4)$   
 Domain:  $\{x \mid x \text{ is any real number}\}$   
 Range:  $\{y \mid y \geq -4\}$  or  $[-4, \infty)$

32.  $g(x) = -2|x|$ . Reflect the graph of  $y = |x|$  about the  $x$ -axis and vertically stretch the graph by a factor of 2.



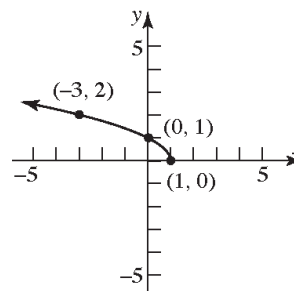
Intercepts:  $(0, 0)$   
 Domain:  $\{x \mid x \text{ is any real number}\}$   
 Range:  $\{y \mid y \leq 0\}$  or  $(-\infty, 0]$

33.  $h(x) = \sqrt{x-1}$ . Using the graph of  $y = \sqrt{x}$ , horizontally shift the graph to the right 1 unit.



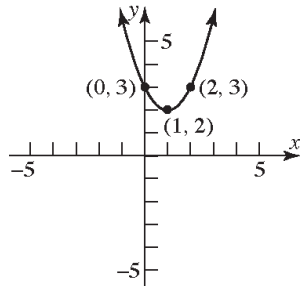
Intercept:  $(1, 0)$   
 Domain:  $\{x \mid x \geq 1\}$  or  $[1, \infty)$   
 Range:  $\{y \mid y \geq 0\}$  or  $[0, \infty)$

34.  $f(x) = \sqrt{1-x} = \sqrt{-(x-1)}$ . Reflect the graph of  $y = \sqrt{x}$  about the  $y$ -axis and horizontally shift the graph to the right 1 unit.



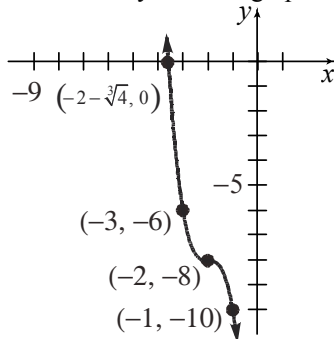
Intercepts:  $(1, 0), (0, 1)$   
 Domain:  $\{x \mid x \leq 1\}$  or  $(-\infty, 1]$   
 Range:  $\{y \mid y \geq 0\}$  or  $[0, \infty)$

35.  $h(x) = (x-1)^2 + 2$ . Using the graph of  $y = x^2$ , horizontally shift the graph to the right 1 unit and vertically shift the graph up 2 units.



Intercepts:  $(0, 3)$   
 Domain:  $\{x \mid x \text{ is any real number}\}$   
 Range:  $\{y \mid y \geq 2\}$  or  $[2, \infty)$

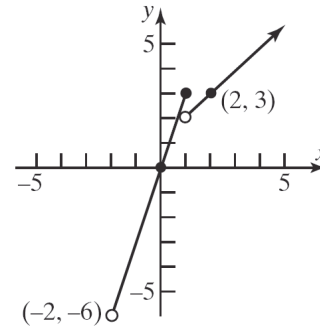
36.  $g(x) = -2(x+2)^3 - 8$   
 Using the graph of  $y = x^3$ , horizontally shift the graph to the left 2 units, vertically stretch the graph by a factor of 2, reflect about the  $x$ -axis, and vertically shift the graph down 8 units.



Intercepts:  $(0, -24)$ ,  $(-2 - \sqrt[3]{4}, 0) \approx (-3.6, 0)$   
 Domain:  $\{x \mid x \text{ is any real number}\}$   
 Range:  $\{y \mid y \text{ is any real number}\}$

37.  $f(x) = \begin{cases} 3x & \text{if } -2 < x \leq 1 \\ x+1 & \text{if } x > 1 \end{cases}$
- a. Domain:  $\{x \mid x > -2\}$  or  $(-2, \infty)$   
 b. Intercept:  $(0, 0)$

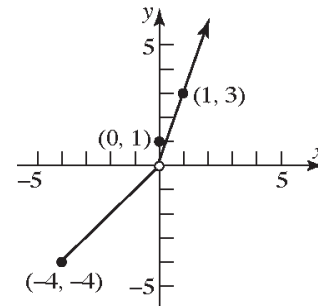
- c. Graph:



- d. Range:  $\{y \mid y > -6\}$  or  $(-6, \infty)$   
 e. There is a jump in the graph at  $x = 1$ . Therefore, the function is not continuous.

38.  $f(x) = \begin{cases} x & \text{if } -4 \leq x < 0 \\ 1 & \text{if } x = 0 \\ 3x & \text{if } x > 0 \end{cases}$

- a. Domain:  $\{x \mid x \geq -4\}$  or  $[-4, \infty)$   
 b. Intercept:  $(0, 1)$   
 c. Graph:



- d. Range:  $\{y \mid y \geq -4, y \neq 0\}$   
 e. There is a jump at  $x = 0$ . Therefore, the function is not continuous.

39.  $f(x) = \frac{Ax+5}{6x-2}$  and  $f(1) = 4$

$$\frac{A(1)+5}{6(1)-2} = 4$$

$$\frac{A+5}{4} = 4$$

$$A+5 = 16$$

$$A = 11$$

**Chapter 2: Functions and Their Graphs**

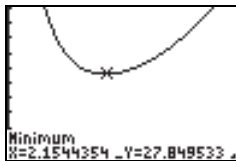
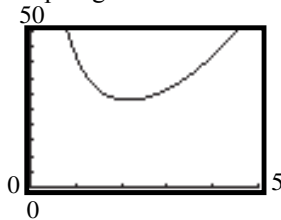
40. a.  $x^2 h = 10 \Rightarrow h = \frac{10}{x^2}$

$$\begin{aligned} A(x) &= 2x^2 + 4xh \\ &= 2x^2 + 4x\left(\frac{10}{x^2}\right) \\ &= 2x^2 + \frac{40}{x} \end{aligned}$$

b.  $A(1) = 2 \cdot 1^2 + \frac{40}{1} = 2 + 40 = 42 \text{ ft}^2$

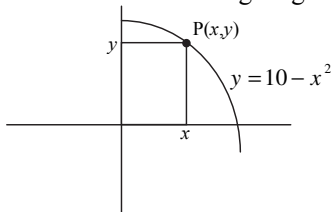
c.  $A(2) = 2 \cdot 2^2 + \frac{40}{2} = 8 + 20 = 28 \text{ ft}^2$

d. Graphing:



The area is smallest when  $x \approx 2.15$  feet.

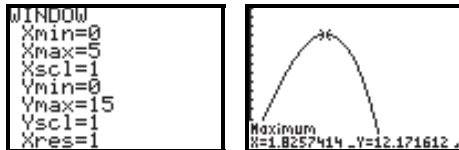
41. a. Consider the following diagram:



The area of the rectangle is  $A = xy$ . Thus, the area function for the rectangle is:

$$A(x) = x(10 - x^2)$$

b. The maximum value occurs at the vertex:



The maximum area is roughly:

$$\begin{aligned} A(1.83) &= -(1.83)^3 + 10(1.83) \\ &\approx 12.17 \text{ square units} \end{aligned}$$

**Chapter 2 Test**

1. a.  $\{(2,5), (4,6), (6,7), (8,8)\}$

This relation is a function because there are no ordered pairs that have the same first element and different second elements.

Domain:  $\{2, 4, 6, 8\}$

Range:  $\{5, 6, 7, 8\}$

b.  $\{(1,3), (4,-2), (-3,5), (1,7)\}$

This relation is not a function because there are two ordered pairs that have the same first element but different second elements.

c. This relation is not a function because the graph fails the vertical line test.

d. This relation is a function because it passes the vertical line test.

Domain:  $\{x \mid x \text{ is any real number}\}$

Range:  $\{y \mid y \geq 2\}$  or  $[2, \infty)$

2.  $f(x) = \sqrt{4 - 5x}$

The function tells us to take the square root of  $4 - 5x$ . Only nonnegative numbers have real square roots so we need  $4 - 5x \geq 0$ .

$$4 - 5x \geq 0$$

$$4 - 5x - 4 \geq 0 - 4$$

$$-5x \geq -4$$

$$\frac{-5x}{-5} \leq \frac{-4}{-5}$$

$$x \leq \frac{4}{5}$$

Domain:  $\left\{x \mid x \leq \frac{4}{5}\right\}$  or  $\left(-\infty, \frac{4}{5}\right]$

$$f(-1) = \sqrt{4 - 5(-1)} = \sqrt{4 + 5} = \sqrt{9} = 3$$

3.  $g(x) = \frac{x+2}{|x+2|}$

The function tells us to divide  $x + 2$  by  $|x + 2|$ .

Division by 0 is undefined, so the denominator can never equal 0. This means that  $x \neq -2$ .

Domain:  $\{x \mid x \neq -2\}$

$$g(-1) = \frac{(-1) + 2}{|(-1) + 2|} = \frac{1}{|1|} = 1$$

4.  $h(x) = \frac{x-4}{x^2+5x-36}$

The function tells us to divide  $x-4$  by  $x^2+5x-36$ . Since division by 0 is not defined, we need to exclude any values which make the denominator 0.

$$x^2 + 5x - 36 = 0$$

$$(x+9)(x-4) = 0$$

$$x = -9 \text{ or } x = 4$$

Domain:  $\{x \mid x \neq -9, x \neq 4\}$

(note: there is a common factor of  $x-4$  but we must determine the domain prior to simplifying)

$$h(-1) = \frac{(-1)-4}{(-1)^2+5(-1)-36} = \frac{-5}{-40} = \frac{1}{8}$$

5. a. To find the domain, note that all the points on the graph will have an  $x$ -coordinate between  $-5$  and  $5$ , inclusive. To find the range, note that all the points on the graph will have a  $y$ -coordinate between  $-3$  and  $3$ , inclusive.

Domain:  $\{x \mid -5 \leq x \leq 5\}$  or  $[-5, 5]$

Range:  $\{y \mid -3 \leq y \leq 3\}$  or  $[-3, 3]$

- b. The intercepts are  $(0, 2)$ ,  $(-2, 0)$ , and  $(2, 0)$ .  
 $x$ -intercepts:  $-2, 2$   
 $y$ -intercept:  $2$

- c.  $f(1)$  is the value of the function when  $x = 1$ . According to the graph,  $f(1) = 3$ .

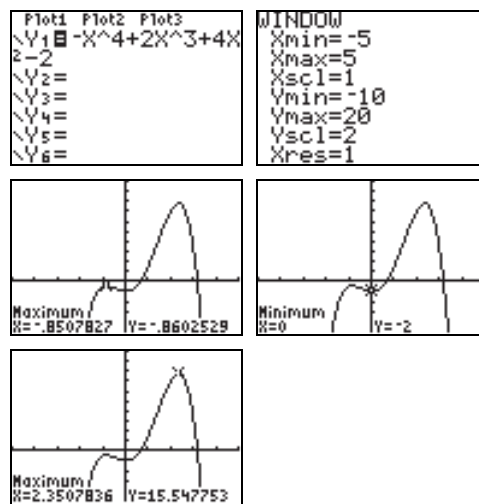
- d. Since  $(-5, -3)$  and  $(3, -3)$  are the only points on the graph for which  $y = f(x) = -3$ , we have  $f(x) = -3$  when  $x = -5$  and  $x = 3$ .

- e. To solve  $f(x) < 0$ , we want to find  $x$ -values such that the graph is below the  $x$ -axis. The graph is below the  $x$ -axis for values in the domain that are less than  $-2$  and greater than  $2$ . Therefore, the solution set is  $\{x \mid -5 \leq x < -2 \text{ or } 2 < x \leq 5\}$ . In interval notation we would write the solution set as  $[-5, -2) \cup (2, 5]$ .

6.  $f(x) = -x^4 + 2x^3 + 4x^2 - 2$

We set  $Xmin = -5$  and  $Xmax = 5$ . The standard

$Ymin$  and  $Ymax$  will not be good enough to see the whole picture so some adjustment must be made.



We see that the graph has a local maximum of  $-0.86$  (rounded to two places) when  $x = -0.85$  and another local maximum of  $15.55$  when  $x = 2.35$ . There is a local minimum of  $-2$  when  $x = 0$ . Thus, we have

Local maxima:  $f(-0.85) \approx -0.86$

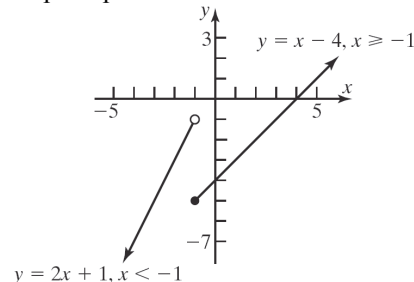
$$f(2.35) \approx 15.55$$

Local minima:  $f(0) = -2$

The function is increasing on the intervals  $(-5, -0.85)$  and  $(0, 2.35)$  and decreasing on the intervals  $(-0.85, 0)$  and  $(2.35, 5)$ .

7. a.  $f(x) = \begin{cases} 2x+1 & x < -1 \\ x-4 & x \geq -1 \end{cases}$

To graph the function, we graph each "piece". First we graph the line  $y = 2x + 1$  but only keep the part for which  $x < -1$ . Then we plot the line  $y = x - 4$  but only keep the part for which  $x \geq -1$ .



**Chapter 2: Functions and Their Graphs**

- b.** To find the intercepts, notice that the only piece that hits either axis is  $y = x - 4$ .

$$y = x - 4 \qquad y = x - 4$$

$$y = 0 - 4 \qquad 0 = x - 4$$

$$y = -4 \qquad 4 = x$$

The intercepts are  $(0, -4)$  and  $(4, 0)$ .

- c.** To find  $g(-5)$  we first note that  $x = -5$  so we must use the first “piece” because  $-5 < -1$ .

$$g(-5) = 2(-5) + 1 = -10 + 1 = -9$$

- d.** To find  $g(2)$  we first note that  $x = 2$  so we must use the second “piece” because  $2 \geq -1$ .

$$g(2) = 2 - 4 = -2$$

- 8.** The average rate of change from 3 to 4 is given by

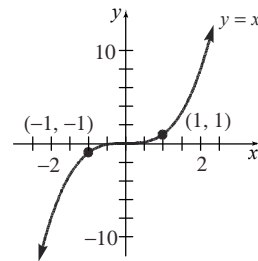
$$\begin{aligned} \frac{\Delta y}{\Delta x} &= \frac{f(4) - f(3)}{4 - 3} \\ &= \frac{(3(4)^2 - 2(4) + 4) - (3(3)^2 - 2(3) + 4)}{4 - 3} \\ &= \frac{44 - 25}{4 - 3} = \frac{19}{1} = 19 \end{aligned}$$

**9. a.**  $(f - g)(x) = (2x^2 + 1) - (3x - 2)$   
 $= 2x^2 + 1 - 3x + 2 = 2x^2 - 3x + 3$

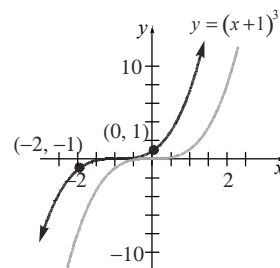
**b.**  $(f \cdot g)(x) = (2x^2 + 1)(3x - 2)$   
 $= 6x^3 - 4x^2 + 3x - 2$

**c.**  $f(x + h) - f(x)$   
 $= (2(x + h)^2 + 1) - (2x^2 + 1)$   
 $= (2(x^2 + 2xh + h^2) + 1) - (2x^2 + 1)$   
 $= 2x^2 + 4xh + 2h^2 + 1 - 2x^2 - 1$   
 $= 4xh + 2h^2$

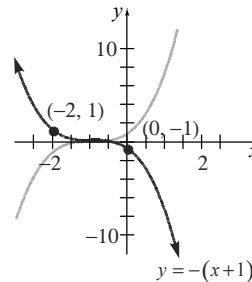
- 10. a.** The basic function is  $y = x^3$  so we start with the graph of this function.



Next we shift this graph 1 unit to the left to obtain the graph of  $y = (x + 1)^3$ .

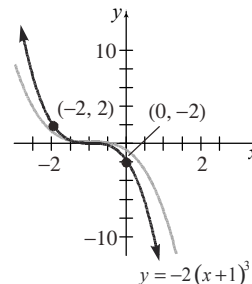


Next we reflect this graph about the x-axis to obtain the graph of  $y = -(x + 1)^3$ .

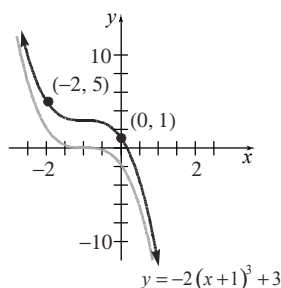


Next we stretch this graph vertically by a factor of 2 to obtain the graph of

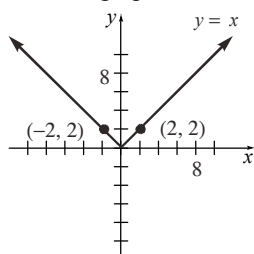
$$y = -2(x + 1)^3.$$



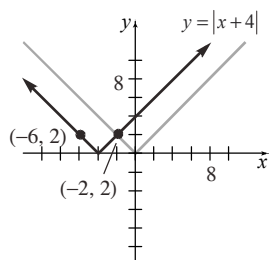
The last step is to shift this graph up 3 units to obtain the graph of  $y = -2(x + 1)^3 + 3$ .



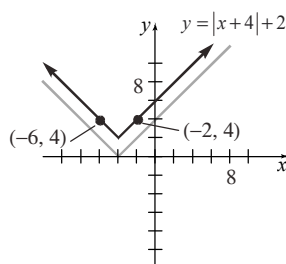
- b. The basic function is  $y = |x|$  so we start with the graph of this function.



Next we shift this graph 4 units to the left to obtain the graph of  $y = |x + 4|$ .



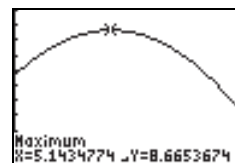
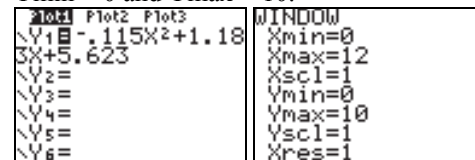
Next we shift this graph up 2 units to obtain the graph of  $y = |x + 4| + 2$ .



11. a.  $r(x) = -0.115x^2 + 1.183x + 5.623$

For the years 1992 to 2004, we have values of  $x$  between 0 and 12. Therefore, we can let  $X_{\min} = 0$  and  $X_{\max} = 12$ . Since  $r$  is the interest rate as a percent, we can try letting

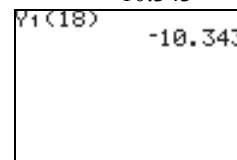
$Y_{\min} = 0$  and  $Y_{\max} = 10$ .



The highest rate during this period appears to be 8.67%, occurring in 1997 ( $x \approx 5$ ).

- b. For 2010, we have  $x = 2010 - 1992 = 18$ .

$$r(18) = -0.115(18)^2 + 1.183(18) + 5.623 = -10.343$$



The model predicts that the interest rate will be  $-10.343\%$ . This is not a reasonable value since it implies that the bank would be paying interest to the borrower.

12. a. Let  $x =$  width of the rink in feet. Then the length of the rectangular portion is given by  $2x - 20$ . The radius of the semicircular

portions is half the width, or  $r = \frac{x}{2}$ .

To find the volume, we first find the area of the surface and multiply by the thickness of the ice. The two semicircles can be combined to form a complete circle, so the area is given by

$$\begin{aligned} A &= l \cdot w + \pi r^2 \\ &= (2x - 20)(x) + \pi \left(\frac{x}{2}\right)^2 \\ &= 2x^2 - 20x + \frac{\pi x^2}{4} \end{aligned}$$

We have expressed our measures in feet so we need to convert the thickness to feet as well.

$$0.75 \text{ in} \cdot \frac{1 \text{ ft}}{12 \text{ in}} = \frac{0.75}{12} \text{ ft} = \frac{1}{16} \text{ ft}$$

Now we multiply this by the area to obtain

## Chapter 2: Functions and Their Graphs

the volume. That is,

$$V(x) = \frac{1}{16} \left( 2x^2 - 20x + \frac{\pi x^2}{4} \right)$$

$$V(x) = \frac{x^2}{8} - \frac{5x}{4} + \frac{\pi x^2}{64}$$

- b. If the rink is 90 feet wide, then we have  $x = 90$ .

$$V(90) = \frac{90^2}{8} - \frac{5(90)}{4} + \frac{\pi(90)^2}{64} \approx 1297.61$$

The volume of ice is roughly  $1297.61 \text{ ft}^3$ .

## Chapter 2 Cumulative Review

1.  $3x - 8 = 10$

$$3x - 8 + 8 = 10 + 8$$

$$3x = 18$$

$$\frac{3x}{3} = \frac{18}{3}$$

$$x = 6$$

The solution set is  $\{6\}$ .

2.  $3x^2 - x = 0$

$$x(3x - 1) = 0$$

$$x = 0 \text{ or } 3x - 1 = 0$$

$$3x = 1$$

$$x = \frac{1}{3}$$

The solution set is  $\left\{0, \frac{1}{3}\right\}$ .

3.  $x^2 - 8x - 9 = 0$

$$(x - 9)(x + 1) = 0$$

$$x - 9 = 0 \text{ or } x + 1 = 0$$

$$x = 9 \quad x = -1$$

The solution set is  $\{-1, 9\}$ .

4.  $6x^2 - 5x + 1 = 0$

$$(3x - 1)(2x - 1) = 0$$

$$3x - 1 = 0 \text{ or } 2x - 1 = 0$$

$$3x = 1 \quad 2x = 1$$

$$x = \frac{1}{3} \quad x = \frac{1}{2}$$

The solution set is  $\left\{\frac{1}{3}, \frac{1}{2}\right\}$ .

5.  $|2x + 3| = 4$

$$2x + 3 = -4 \text{ or } 2x + 3 = 4$$

$$2x = -7 \quad 2x = 1$$

$$x = -\frac{7}{2} \quad x = \frac{1}{2}$$

The solution set is  $\left\{-\frac{7}{2}, \frac{1}{2}\right\}$ .

6.  $\sqrt{2x + 3} = 2$

$$(\sqrt{2x + 3})^2 = 2^2$$

$$2x + 3 = 4$$

$$2x = 1$$

$$x = \frac{1}{2}$$

Check:

$$\sqrt{2\left(\frac{1}{2}\right) + 3} \stackrel{?}{=} 2$$

$$\sqrt{1 + 3} \stackrel{?}{=} 2$$

$$\sqrt{4} \stackrel{?}{=} 2$$

$$2 = 2 \quad \text{T}$$

The solution set is  $\left\{\frac{1}{2}\right\}$ .

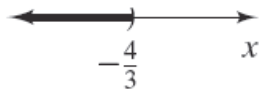
7.  $2 - 3x > 6$

$$-3x > 4$$

$$x < -\frac{4}{3}$$

Solution set:  $\left\{x \mid x < -\frac{4}{3}\right\}$

Interval notation:  $\left(-\infty, -\frac{4}{3}\right)$



8.  $|2x - 5| < 3$   
 $-3 < 2x - 5 < 3$   
 $2 < 2x < 8$   
 $1 < x < 4$

Solution set:  $\{x \mid 1 < x < 4\}$

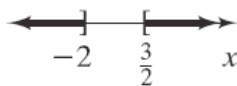
Interval notation:  $(1, 4)$



9.  $|4x + 1| \geq 7$   
 $4x + 1 \leq -7$  or  $4x + 1 \geq 7$   
 $4x \leq -8$        $4x \geq 6$   
 $x \leq -2$        $x \geq \frac{3}{2}$

Solution set:  $\left\{x \mid x \leq -2 \text{ or } x \geq \frac{3}{2}\right\}$

Interval notation:  $(-\infty, -2] \cup \left[\frac{3}{2}, \infty\right)$



10. a.  $d = \sqrt{(x_2 - x_1)^2 + (y_2 - y_1)^2}$   
 $= \sqrt{(3 - (-2))^2 + (-5 - (-3))^2}$   
 $= \sqrt{(3 + 2)^2 + (-5 + 3)^2}$   
 $= \sqrt{5^2 + (-2)^2} = \sqrt{25 + 4}$   
 $= \sqrt{29}$

b.  $M = \left(\frac{x_1 + x_2}{2}, \frac{y_1 + y_2}{2}\right)$   
 $= \left(\frac{-2 + 3}{2}, \frac{-3 + (-5)}{2}\right)$   
 $= \left(\frac{1}{2}, -4\right)$

c.  $m = \frac{y_2 - y_1}{x_2 - x_1} = \frac{-5 - (-3)}{3 - (-2)} = \frac{-2}{5} = -\frac{2}{5}$

11.  $3x - 2y = 12$

$x$ -intercept:

$3x - 2(0) = 12$

$3x = 12$

$x = 4$

The point  $(4, 0)$  is on the graph.

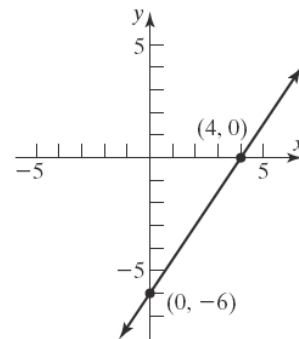
$y$ -intercept:

$3(0) - 2y = 12$

$-2y = 12$

$y = -6$

The point  $(0, -6)$  is on the graph.

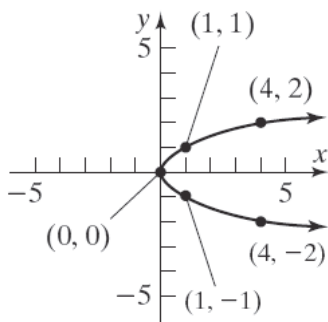




**Chapter 2: Functions and Their Graphs**

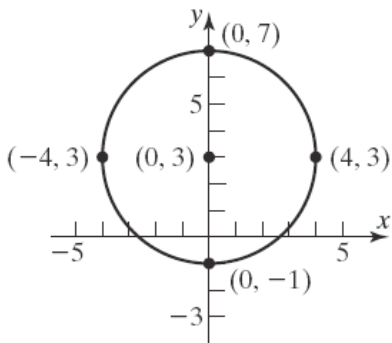
12.  $x = y^2$

$y$	$x = y^2$	$(x, y)$
-2	$x = (-2)^2 = 4$	$(4, -2)$
-1	$x = (-1)^2 = 1$	$(1, -1)$
0	$x = 0^2 = 0$	$(0, 0)$
1	$x = 1^2 = 1$	$(1, 1)$
2	$x = 2^2 = 4$	$(4, 2)$



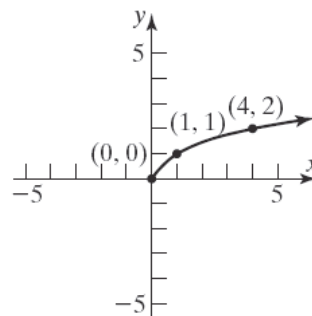
13.  $x^2 + (y-3)^2 = 16$

This is the equation of a circle with radius  $r = \sqrt{16} = 4$  and center at  $(0, 3)$ . Starting at the center we can obtain some points on the graph by moving 4 units up, down, left, and right. The corresponding points are  $(0, 7)$ ,  $(0, -1)$ ,  $(-4, 3)$ , and  $(4, 3)$ , respectively.



14.  $y = \sqrt{x}$

$x$	$y = \sqrt{x}$	$(x, y)$
0	$y = \sqrt{0} = 0$	$(0, 0)$
1	$y = \sqrt{1} = 1$	$(1, 1)$
4	$y = \sqrt{4} = 2$	$(4, 2)$



15.  $3x^2 - 4y = 12$

$x$ -intercepts:

$$3x^2 - 4(0) = 12$$

$$3x^2 = 12$$

$$x^2 = 4$$

$$x = \pm 2$$

$y$ -intercept:

$$3(0)^2 - 4y = 12$$

$$-4y = 12$$

$$y = -3$$

The intercepts are  $(-2, 0)$ ,  $(2, 0)$ , and  $(0, -3)$ .

Check  $x$ -axis symmetry:

$$3x^2 - 4(-y) = 12$$

$$3x^2 + 4y = 12 \text{ different}$$

Check  $y$ -axis symmetry:

$$3(-x)^2 - 4y = 12$$

$$3x^2 - 4y = 12 \text{ same}$$

Check origin symmetry:

$$3(-x)^2 - 4(-y) = 12$$

$$3x^2 + 4y = 12 \text{ different}$$

The graph of the equation has  $y$ -axis symmetry.

16. First we find the slope:

$$m = \frac{8-4}{6-(-2)} = \frac{4}{8} = \frac{1}{2}$$

Next we use the slope and the given point (6,8)

in the point-slope form of the equation of a line:

$$y - y_1 = m(x - x_1)$$

$$y - 8 = \frac{1}{2}(x - 6)$$

$$y - 8 = \frac{1}{2}x - 3$$

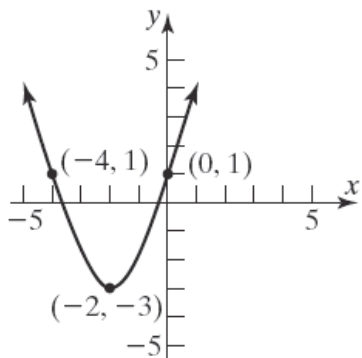
$$y = \frac{1}{2}x + 5$$

17.  $f(x) = (x+2)^2 - 3$

Starting with the graph of  $y = x^2$ , shift the graph

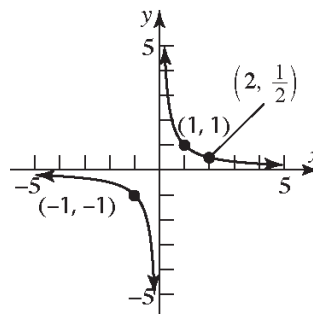
2 units to the left  $[y = (x+2)^2]$  and down 3

units  $[y = (x+2)^2 - 3]$ .



18.  $f(x) = \frac{1}{x}$

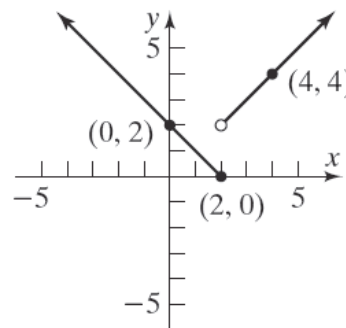
$x$	$y = \frac{1}{x}$	$(x, y)$
-1	$y = \frac{1}{-1} = -1$	$(-1, -1)$
1	$y = \frac{1}{1} = 1$	$(1, 1)$
2	$y = \frac{1}{2}$	$(2, \frac{1}{2})$



19.  $f(x) = \begin{cases} 2-x & \text{if } x \leq 2 \\ |x| & \text{if } x > 2 \end{cases}$

Graph the line  $y = 2 - x$  for  $x \leq 2$ . Two points on the graph are (0, 2) and (2, 0).

Graph the line  $y = x$  for  $x > 2$ . There is a hole in the graph at  $x = 2$ .



## Chapter 2 Projects

Project I – Internet Based Project – Answers will vary

**Chapter 2: Functions and Their Graphs**

**Project II**

1. Silver:  $C(x) = 20 + 0.16(x - 200) = 0.16x - 12$

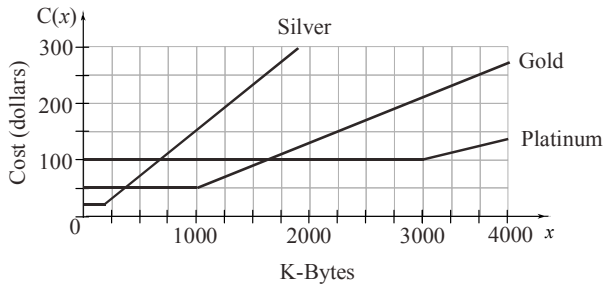
$$C(x) = \begin{cases} 20 & 0 \leq x \leq 200 \\ 0.16x - 12 & x > 200 \end{cases}$$

Gold:  $C(x) = 50 + 0.08(x - 1000) = 0.08x - 30$

$$C(x) = \begin{cases} 50.00 & 0 \leq x \leq 1000 \\ 0.08x - 30 & x > 1000 \end{cases}$$

Platinum:  $C(x) = 100 + 0.04(x - 3000) = 0.04x - 20$

$$C(x) = \begin{cases} 100.00 & 0 \leq x \leq 3000 \\ 0.04x - 20 & x > 3000 \end{cases}$$



3. Let  $y = \#K\text{-bytes}$  of service over the plan minimum.

Silver:  $20 + 0.16y \leq 50$   
 $0.16y \leq 30$   
 $y \leq 187.5$

Silver is the best up to  $187.5 + 200 = 387.5$  K-bytes of service.

Gold:  $50 + 0.08y \leq 100$   
 $0.08y \leq 50$   
 $y \leq 625$

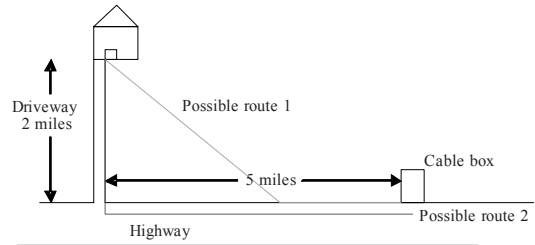
Gold is the best from 387.5 K-bytes to  $625 + 1000 = 1625$  K-bytes of service.

Platinum: Platinum will be the best if more than 1625 K-bytes is needed.

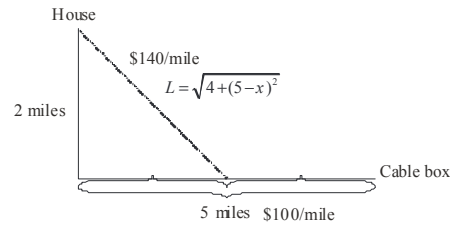
4. Answers will vary.

**Project III**

1.



2.



$$C(x) = 100x + 140L$$

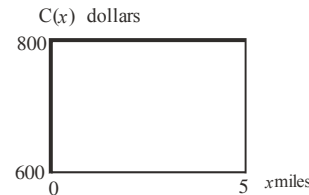
$$C(x) = 100x + 140\sqrt{4 + (5-x)^2}$$

3.

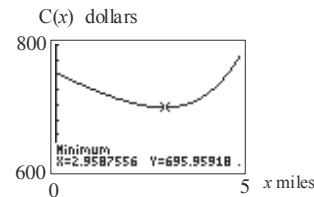
$x$	$C(x)$
0	$100(0) + 140\sqrt{4 + 25} \approx \$753.92$
1	$100(1) + 140\sqrt{4 + 16} \approx \$726.10$
2	$100(2) + 140\sqrt{4 + 9} \approx \$704.78$
3	$100(3) + 140\sqrt{4 + 4} \approx \$695.98$
4	$100(4) + 140\sqrt{4 + 1} \approx \$713.05$
5	$100(5) + 140\sqrt{4 + 0} = \$780.00$

The choice where the cable goes 3 miles down the road then cutting up to the house seems to yield the lowest cost.

4. Since all of the costs are less than \$800, there would be a profit made with any of the plans.



Using the MINIMUM function on a graphing calculator, the minimum occurs at  $x \approx 2.96$ .



The minimum cost occurs when the cable runs for 2.96 mile along the road.

$$6. C(4.5) = 100(4.5) + 140\sqrt{4 + (5 - 4.5)^2}$$

$$\approx \$738.62$$

The cost for the Steven's cable would be \$738.62.

7.  $5000(738.62) = \$3,693,100$  State legislated  
 $5000(695.96) = \$3,479,800$  cheapest cost  
 It will cost the company \$213,300 more.

#### Project IV

1.  $A = \pi r^2$

2.  $r = 2.2t$

3.  $r = 2.2(2) = 4.4$  ft

$$r = 2.2(2.5) = 5.5$$
 ft

4.  $A = \pi(4.4)^2 = 60.82$  ft<sup>2</sup>

$$A = \pi(5.5)^2 = 95.03$$
 ft<sup>2</sup>

5.  $A = \pi(2.2t)^2 = 4.84\pi t^2$

6.  $A = 4.84\pi(2)^2 = 60.82$  ft<sup>2</sup>

$$A = 4.84\pi(2.5)^2 = 95.03$$
 ft<sup>2</sup>

7.  $\frac{A(2.5) - A(2)}{2.5 - 2} = \frac{95.03 - 60.82}{0.5} = 68.42$  ft/hr

8.  $\frac{A(3.5) - A(3)}{3.5 - 3} = \frac{186.27 - 136.85}{0.5} = 98.84$  ft/hr

9. The average rate of change is increasing.

10. 150 yds = 450 ft

$$r = 2.2t$$

$$t = \frac{450}{2.2} = 204.5$$
 hours

11. 6 miles = 31680 ft

Therefore, we need a radius of 15,840 ft.

$$t = \frac{15,840}{2.2} = 7200$$
 hours



## Project at Motorola

During the past decade the availability and usage of wireless Internet services have increased. The industry has developed a number of pricing proposals for such services. Marketing data have indicated that subscribers of wireless Internet services have tended to desire flat fee rate structures as compared with rates based totally on usage. The Computer Resource Department of Indigo Media (hypothetical) has entered into a contractual agreement for wireless Internet services. As a part of the contractual agreement, employees are able to sign up for their own wireless services. Three pricing options are available:

**Silver Plan:** \$20/month for up to 200 K-bytes of service plus \$0.16 for each additional K-byte of service

**Gold Plan:** \$50/month for up to 1000 K-bytes of service plus \$0.08 for each additional K-byte of service

**Platinum Plan:** \$100/month for up to 3000 K-bytes of service plus \$0.04 for each additional K-byte of service

You have been requested to write a report that answers the following questions in order to aid employees in choosing the appropriate pricing plan.

- If  $C$  is the monthly charge for  $x$  K-bytes of service, express  $C$  as a function of  $x$  for each of the three plans.
- Graph each of the three functions found in part (a).
- For how many K-bytes of service is the Silver Plan the best pricing option? When is the Gold Plan best? When is the Platinum Plan best? Explain your reasoning.
- Write a report that summarizes your findings.

**3. Cost of Cable** You work for the Silver Satellite & Cable TV Company in the Research & Development Department. You have been asked to come up with a formula to determine the cost of running cable from a connection box to a new cable household. The first example that you are working with involves the Steven family, who own a rural home with a driveway 2 miles long extending to the house from a nearby highway. The nearest connection box is along the highway but 5 miles from the driveway.

It costs the company \$100 per mile to install cable along the highway and \$140 per mile to install cable off the highway. Because the Steven's house is surrounded by farmland that they own, it would be possible to run the cable overland to the house directly from the connection box or from any point between the connection box to the driveway.

- (a) Draw a sketch of this problem situation, assuming that the highway is a straight road and the driveway is also a straight road perpendicular to the highway. Include two or more possible routes for the cable.
- (b) Let  $x$  represent the distance in miles that the cable runs along the highway from the connection box before turning off toward the house. Express the total cost of installation as a function of  $x$ . (You may choose to answer part (c) before part (b) if you would like to examine concrete instances before creating the equation.)
- (c) Make a table of the possible integral values of  $x$  and the corresponding cost in each instance. Does one choice appear to cost the least?
- (d) If you charge the Stevens \$800 for installation, would you be willing to let them choose which way the cable would go? Explain.
- (e) Using a graphing calculator, graph the function from part (b) and determine the value of  $x$  that would make the installation cost minimum.
- (f) Before proceeding further with the installation, you check the local regulations for cable companies and find that there is pending state legislation that says that the cable cannot turn off the highway more than 0.5 mile from the Steven's driveway. If this legislation passes, what will be the ultimate cost of installing the Steven's cable?
- (g) If the cable company wishes to install cable in 5000 homes in this area, and assuming that the figures for the Steven's installation are typical, how much will the new legislation cost the company overall if they cannot use the cheapest installation cost, but instead have to follow the new state regulations?

4. **Oil Spill** An oil tanker strikes a sand bar that rips a hole in the hull of the ship. Oil begins leaking out of the tanker

Copyright © 2013 Pearson Education, Inc.



with the spilled oil forming a circle around the tanker. The radius of the circle is increasing at the rate of 2.2 feet per hour.

- (a) Write the area of the circle as a function of the radius  $r$ .
- (b) Write the radius of the circle as a function of time  $t$ .
- (c) What is the radius of the circle after 2 hours? What is the radius of the circle after 2.5 hours?
- (d) Use the result of part (c) to determine the area of the circle after 2 hours and 2.5 hours.
- (e) Determine a function that represents area as a function of time  $t$ .
- (f) Use the result of part (e) to determine the area of the circle after 2 hours and 2.5 hours.
- (g) Compute the average rate of change of the area of the circle from 2 hours to 2.5 hours.
- (h) Compute the average rate of change of the area of the circle from 3 hours to 3.5 hours.
- (i) Based on the results obtained in parts (g) and (h), what is happening to the average rate of change of the area of the circle as time passes?

- (j) If the oil tanker is 150 yards from shore, when will the oil spill first reach the shoreline? (1 yard = 3 feet)
- (k) How long will it be until 6 miles of shoreline is contaminated with oil? (1 mile = 5280 feet)

Copyright © 2013 Pearson Education, Inc.