

SOLUTIONS MANUAL

POWER SYSTEMS ANALYSIS

SECOND EDITION

**ARTHUR R. BERGEN
VIJAY VITTAL**

**PART I. SOLUTIONS TO PROBLEM SETS
PART II. DISCUSSION OF SOLUTIONS TO
DESIGN EXERCISES**

PRENTICE HALL, Upper Saddle River, New Jersey 07458

Associate Editor: Alice Dworkin
Special Projects Manager: Barbara A. Murray
Production Editor: Meaghan Forbes
Supplement Cover Manager: Paul Gourhan
Supplement Cover Designer: Liz Nemeth
Manufacturing Buyer: Pat Brown

© 2000 by Prentice Hall
Upper Saddle River, NJ 07458

All rights reserved. No part of this book may be
reproduced, in any form or by any means,
without permission in writing from the publisher

Printed in the United States of America

10 9 8 7 6 5 4 3 2 1

ISBN 0-13-022561-4

Prentice-Hall International (UK) Limited, London
Prentice-Hall of Australia Pty. Limited, Sydney
Prentice-Hall Canada, Inc., Toronto
Prentice-Hall Hispanoamericana, S.A., Mexico
Prentice-Hall of India Private Limited, New Delhi
Prentice-Hall (Singapore) Pte. Ltd.
Prentice-Hall of Japan, Inc., Tokyo
Editora Prentice-Hall do Brazil, Ltda., Rio de Janeiro

CONTENTS

PART I.	SOLUTIONS TO PROBLEM SETS	1
PART II.	DISCUSSION OF SOLUTIONS TO DESIGN EXERCISES	87

PART I. SOLUTIONS TO PROBLEM SETS

$$\underline{2.1} \quad v = \sqrt{2} \times 120 \cos(\omega t + 30^\circ) \Rightarrow v = 120 \angle 30^\circ \text{ V}$$

$$i = \sqrt{2} \times 10 \cos(\omega t - 30^\circ) \Rightarrow I = 10 \angle -30^\circ \text{ A}$$

$$(a) \quad p(t) = |V||I| [\cos \phi + \cos(2\omega t + (\angle V + \angle I))] \\ = 600 + 1200 \cos 2\omega t \text{ W}$$

$$S = VI^* = 1200 \angle 60^\circ = P + jQ \Rightarrow P = 600 \text{ W}, Q = 1039 \text{ VAR}$$

$$(b) \quad Z = V/I = 12 \angle 60^\circ = 6 + j10.39 = R + jX \Rightarrow R = 6, X = 10.39$$

2.2 (a) Using (2.3) we find $P_{\max} = 1707 = |V||I|(\cos \phi + 1)$ and $P_{\min} = -293 = |V||I|(\cos \phi - 1)$. Then, since $|V| = 100$, we get $|I| = 10$ and $\cos \phi = \pm 45^\circ$. Pick $\phi = 45^\circ \Rightarrow Z = 10 \angle 45^\circ = 7.07 + j7.07 = R + jX \Rightarrow R = 7.07, X = 7.07$

$$(b) \quad S = VI^* = Z|I|^2 = (7.07 + j7.07) 10^2 \Rightarrow P = 707, Q = 707$$

(c) For simplicity assume $i(t) = \sqrt{2}|I| \cos \omega t$. Then

$$p_L(t) = v_L(t) i(t) = L \frac{di}{dt} i = -2\omega L |I|^2 \cos \omega t \sin \omega t = -\omega L |I|^2 \sin 2\omega t$$

$$P_{L\max} = \omega L |I|^2 = 707 = Q. \text{ Thus } P_{L\max} = Q. \text{ The same!}$$

2.3 0.7 PF lagging $\Rightarrow \phi = 45.57^\circ, Q = 5.10 \text{ MVAR}$

0.9 PF lagging $\Rightarrow \phi = 25.84^\circ, Q = 2.42 \text{ MVAR}$. Capacitor must supply $5.10 - 2.42 = 2.68 \text{ MVAR}$.

2.4 0.707 PF lagging $\Rightarrow S_{3\phi} = 200 + j200 \text{ kVA}$. Cap supplies 50 kVAR . Resultant $S_{3\phi} = 200 + j150 \text{ kVA} \Rightarrow PF = 0.80$.

$$|S| = \frac{|S_{3\phi}|}{3} = \frac{250 \times 10^3}{3} = |V||I| = \frac{440}{\sqrt{3}} |I| \Rightarrow |I| = 328 \text{ A}$$

2.5 0.9 PF lagging $\Rightarrow \phi = 25.84^\circ$

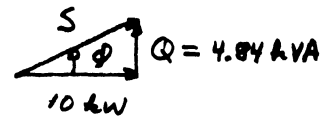
$$(a) \quad S = 10 + j4.84 \text{ kVA}$$

$$(b) \quad 10 \times 10^3 = 416 \times |I| \times 0.9 \Rightarrow |I| = 26.71 \text{ A}$$

(c) Using (2.3), (or first principles) we get

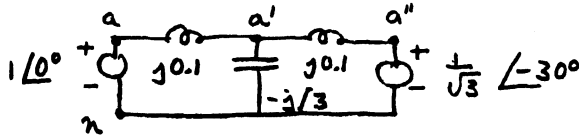
$$p(t) = 10 \times 10^3 + 11.11 \times 10^3 \cos(2\omega t + 25.84^\circ)$$

Note: the average value of $p(t)$ is 10 kW



2.11 Assume pos. seq. operation. $V_{a''b''} = V_{a''n} - V_{b''n} = \sqrt{3} V_{a''n} e^{j\pi/6} \Rightarrow V_{a''n} = \frac{1}{\sqrt{3}} V_{a''b''} e^{-j\pi/6} = \frac{1}{\sqrt{3}} \angle -30^\circ$

Per Phase Ckt

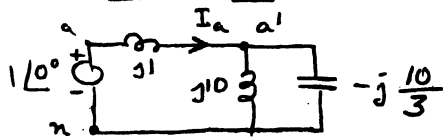


Using superposition & voltage divider law we get

$V_{a'n} = 0.899 \angle -10.89^\circ \Rightarrow V_{b'n} = 0.899 \angle -130.89^\circ$ and
 $V_{c'n} = 0.899 \angle -250.89^\circ$. Then $V_{a'b'} = 1.557 \angle 19.11^\circ$

2.12 Assume pos. seq..

Per Phase Ckt



Combining parallel elements we have $Z_{||} = -j5$. $I_a = 0.25 \angle 90^\circ$

$V_{a'n} = -j5 \cdot j0.25 = 1.25 \angle 0^\circ$

$V_{a'b'} = 2.165 \angle 30^\circ \Rightarrow I_{cap} = 2.165 \angle 120^\circ$

$I_{load} = 3 V_{a'n} I_a^* = 0.3125 \angle -90^\circ$

2.13

(a) $V_{bc} = 208 \angle -120^\circ$, $V_{ca} = 208 \angle 120^\circ$

$V_{an} = \frac{208}{\sqrt{3}} \angle -30^\circ \Rightarrow I_a = 1.20 \angle -90^\circ$

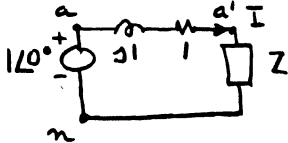
Then $I_b = 1.20 \angle -210^\circ$, $I_c = 1.20 \angle -330^\circ$

(b) $V_{bc} = 208 \angle 120^\circ$, $V_{ca} = 208 \angle -120^\circ$

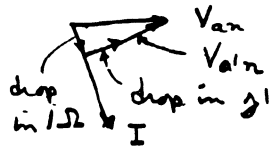
$V_{an} = \frac{208}{\sqrt{3}} \angle 30^\circ \Rightarrow I_a = 1.20 \angle -30^\circ$

$I_b = 1.20 \angle 90^\circ$, $I_c = 1.20 \angle -150^\circ$

2.14 Per Phase Ckt. Problem reduces to picking Z so that $|V_{a'n}| > |V_{an}|$. It helps to draw some phasor diagrams.



I. $Z = j\omega L$



Clearly $|V_{a'n}| < |V_{an}|$

II $Z = R$



Clearly $|V_{a'n}| < |V_{an}|$

III $Z = -j \frac{1}{\omega C}$

For example $Z = -j2$

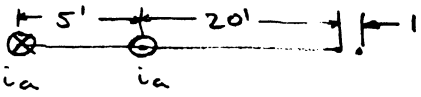
$I = \frac{1}{\sqrt{2}} \angle 45^\circ$

$V_{a'n} = \sqrt{2} \angle -45^\circ$

$|V_{a'n}| > |V_{an}|$

This is O.K.

2.15 Since $E_a + E_b + E_c = 0$, neutrals are at same potential.
 $Z = E_a / I_a = \sqrt{2} \angle 55^\circ$. For each Z , $S = VI^* = |V|^2 / Z^*$. Thus
 $S^{3\phi} = \frac{(\sqrt{2})^2 + 1^2 + 1^2}{\sqrt{2} \angle -55^\circ} = 2\sqrt{2} \angle 55^\circ$.

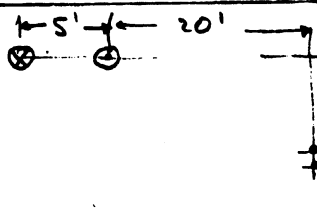
3.1  $\frac{\mu_0}{2\pi} = 2 \times 10^{-7}$, $|I_a| = 100$

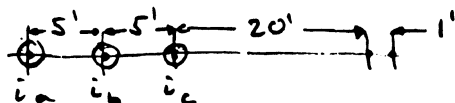
(Upward) flux linkages of telephone wires

$$\lambda = 2 \times 10^{-7} \left[i_a \ln \frac{26}{25} - i_b \ln \frac{21}{20} \right] = -0.00957 \times 2 \times 10^{-7} i_a$$

$$v_{tel} = \frac{d\lambda}{dt} \Rightarrow V_{tel} = j\omega \times (-0.00957 \times 2 \times 10^{-7}) \times 100 \text{ V/meter}$$

Since 1 mile = 1.609 km, $|V_{tel}| = 0.116 \text{ V/mile}$

3.2  $\lambda = 2 \times 10^{-7} i_a \left[\ln \frac{\sqrt{25^2 + 11^2}}{\sqrt{25^2 + 10^2}} - \ln \frac{\sqrt{20^2 + 11^2}}{\sqrt{20^2 + 10^2}} \right]$
 $= -0.066294 \times 2 \times 10^{-7} i_a$
 $\Rightarrow |V_{tel}| = 0.076 \text{ V/mile}$

3.3 

$$\lambda = 2 \times 10^{-7} \left[i_a \ln \frac{31}{30} + i_b \ln \frac{26}{25} + i_c \ln \frac{21}{20} \right]$$

$$= 2 \times 10^{-7} \left[0.0328 i_a + 0.0392 i_b + 0.0488 i_c \right]$$

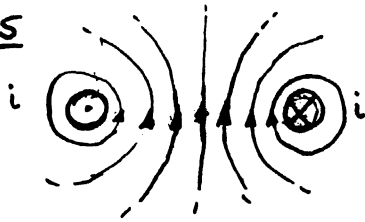
$$V_{tel} = j\omega \times 2 \times 10^{-7} \left[0.0328 I_a + 0.0392 I_b + 0.0488 I_c \right]$$

$$|V_{tel}| = 377 \times 2 \times 10^{-7} \times 100 \times \left| 0.0328 + 0.0392 \angle -120^\circ + 0.0488 \angle 120^\circ \right|$$

$$= 1048 \times 10^{-7} \text{ V/meter} = 0.1692 \text{ V/mile}$$

3.4 The telephone wires are transposed every 1000 ft. Cancellation occurs in all but 720' of line $\Rightarrow 0.0158 \text{ V}$.

3.5



The flux linkages due to the current in the left conductor is \approx

$$\lambda_1 = \frac{\mu_0}{2\pi} i \left[\frac{\mu_r}{4} + \ln \frac{D}{r} \right] = i \frac{\mu_0}{2\pi} \ln \frac{D}{r'}$$

Here we are neglecting partial flux linkages of the far (right) conductor. The current in the right conductor contributes an equal number of flux linkages. Thus (at least approximately),

$$L = 2\lambda_1 / i = \frac{\mu_0}{\pi} \ln \frac{D}{r'} = 4 \times 10^{-7} \ln \frac{D}{r'} \text{ H/meter}$$

3.6 If each conductor is hollow then there are no partial flux linkages and in (3.13) the term involving μ_r is absent. Then $r' = r$ and

$$L = \frac{\mu_0}{2\pi} \ln \frac{D}{r} \quad \text{H/m}$$

3.7 The hint is misleading. A better hint for combining the 7 (unequal) inductances L_1, L_2, \dots, L_7 would be to use the average inductance i.e. let

$$L_a = \frac{L_{av}}{7} = \frac{L_1 + L_2 + \dots + L_7}{7^2}$$

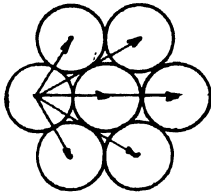
Returning to the problem, paralleling the steps which lead to (3.27) we have

$$\begin{aligned} \lambda_1 &= \frac{\mu_0}{2\pi} \left[\frac{i_a}{7} \left(\ln \frac{1}{d_{11}} + \ln \frac{1}{d_{12}} + \dots + \ln \frac{1}{d_{17}} \right) \right. \\ &\quad + \frac{i_b}{7} \left(\ln \frac{1}{d_{18}} + \ln \frac{1}{d_{19}} + \dots + \ln \frac{1}{d_{1,21}} \right) \\ &\quad \left. + \frac{i_c}{7} \left(\ln \frac{1}{d_{1,15}} + \ln \frac{1}{d_{1,16}} + \dots + \ln \frac{1}{d_{1,21}} \right) \right] \\ &\approx \frac{\mu_0}{2\pi} i_a \ln \frac{D}{(d_{11} \dots d_{17})^{1/7}} \Rightarrow L_1 = 7 \times \frac{\mu_0}{2\pi} \ln \frac{D}{(d_{11} \dots d_{17})^{1/7}} \end{aligned}$$

$$l_a = \frac{l_{av}}{7} = \frac{l_1 + \dots + l_7}{7^2} = \frac{\mu_0}{2\pi} \ln \frac{D}{R_S}$$

$$\text{where } R_S \triangleq [(d_{11} \dots d_{17})^{1/7} \dots (d_{71} \dots d_{77})^{1/7}]^{1/7}$$

3.8




Six of the product terms are the same; the relevant distances are shown on the left. The different geometry is to the center wire to the outside wires. Let $d = 0.0876$ in. be the wire diameter. Noting that $d_{ii} = 0.7788 \cdot \frac{d}{2}$ we have

$$R_S = \left[\left(\left(0.7788 \frac{d}{2} \right) \cdot d^3 \cdot 2d \cdot (\sqrt{3}d)^2 \right)^6 \left(0.7788 \frac{d}{2} \cdot d^6 \right) \right]^{1/7^2}$$

$$= 1.088 d = 0.0943 \text{ in.} = 0.00786 \text{ ft.} \quad \text{very close!}$$

3.9



$$D_m = (45' \times 45' \times 90')^{1/3} = 56.70 \text{ ft}$$

$$R_b = (0.0479 \times 1.5^2 \times \sqrt{2} \times 1.5)^{1/4} = 0.6915'$$

$$l = 2 \times 10^{-7} \ln \frac{D_m}{R_b} = 8.81 \times 10^{-7} \text{ H/m}$$

3.10 Using $r' = 0.7788 \times \frac{1.424}{2} \times \frac{1}{12} = 0.0462'$

(instead of GMR = 0.0479) we get $R_b = 0.6853'$.

$$l = 2 \times 10^{-7} \ln \frac{D_m}{R_b} = 8.83 \text{ H/m} \quad \approx 0.23\% \text{ error.}$$

3.11 $l = 9.47 \times 10^{-7} \text{ H/m}$

$$X_L = 1609 \times 377 \times 9.47 \times 10^{-7} = 0.574 \text{ } \Omega \text{ s/mile}$$

3.12 $D_m = (26' \times 26' \times 52')^{1/3}$, $R_b = (0.0386' \times 15')^{1/2} = 0.2406'$

$$l = 2 \times 10^{-7} \ln \frac{D_m}{R_b} = 9.83 \times 10^{-7} \text{ H/m}$$

3.13 Using $r' = 0.7788 \times \frac{1.165}{2} \times \frac{1}{12} = 0.0378'$ we get $R_b = 0.2381'$

$$l = 2 \times 10^{-7} \ln \frac{D_m}{R_b} = 9.85 \text{ H/m} \approx 0.20\% \text{ error.}$$

3.14 $X_L = 1609 \times 377 \times 9.83 \times 10^{-7} = 0.596 \Omega / \text{mile}$

3.15 $D_m = (45' \times 45' \times 90')^{1/3} = 56.70'$

$$r = \frac{1.424''}{2} \times \frac{1}{12} = 0.0593', \quad R_b^c = (0.0593 \times 1.5^2 \sqrt{2} \cdot 1.5)^{1/4} = 0.07295'$$

$$C = \frac{2\pi \cdot 8.854 \cdot 10^{-12}}{\ln \frac{D_m}{R_b^c}} = 12.78 \times 10^{-12} \text{ F/m (to neutral)}$$

3.16 $B_c = 1609 \times 377 \times 12.78 \times 10^{-12} = 7.75 \times 10^{-6} \text{ V/mile}$

$$|X_c| = 1/B_c = 0.129 \text{ M}\Omega / \text{mile}$$

3.17 $D_m = (26' \times 26' \times 52')^{1/3} = 32.76'$

$$r = \frac{1.165''}{2} \times \frac{1}{12} = 0.0485'$$

$$R_b^c = (0.0485' \times 1.5')^{1/2} = 0.2698'$$

$$C = 11.59 \times 10^{-12} \text{ F/m (to neutral)}$$

3.18 $B_c = 1609 \times 377 \times 11.59 \times 10^{-12} = 7.03 \times 10^{-6} \text{ V/mi.}$

$$|X_c| = 1/B_c = 0.142 \text{ M}\Omega / \text{mile}$$

3.19 $l_c = 8.81 \times 10^{-7} \times 12.78 \times 10^{-12} = 11.259 \times 10^{-18}$

$$\mu_0 \epsilon_0 = 4\pi \times 10^{-7} \times 8.854 \times 10^{-12} = 11.126 \times 10^{-18}$$

3.20 $\ell_c = 9.83 \times 10^{-7} \times 11.59 \times 10^{-12} = 11.393 \times 10^{-18}$
 $\mu_0 \epsilon_0 = 11.3126 \times 10^{-18}$

Note: $\mu_0 \epsilon_0$ is a universal constant.

Velocity of light in vacuum "c" = $\frac{1}{\sqrt{\mu_0 \epsilon_0}} \approx 2.998 \times 10^8$
 m/sec.

3.21

$r_a = r_b = r_c = 0.145 \Omega/\text{mi}$, from Table A8.1, for Grosbeak, at 25°C.

$GMR_a = GMR_b = GMR_c = 0.0355 \text{ ft.}$ (From Table A8.1).

Assume $\rho = 100 \Omega\text{-m}$ (as in Example 3.6), $f = 60 \text{ Hz}$, then

$$D_e = 2160 \sqrt{\frac{\rho}{f}} = 2160 \sqrt{\frac{100}{60}} = 2790 \text{ ft.}$$

At 60 Hz, $r_d = 9.869 \times 10^{-7} \times f \Omega/\text{m}$

Using the conversion factor: 1 mile = 1.609 km we get

$$r_d = 0.09528 \Omega/\text{mi}$$

Then $z_{aa} = z_{bb} = z_{cc} = r_a + r_d + j\omega \times 2 \times 10^{-7} \ln \frac{D_e}{GMR_i} \Omega/\text{m}$

$$= (0.145 + 0.09528) + j(377 \times 2 \times 10^{-7}) \ln \frac{2790}{0.0355} \times 1.609 \times 10^3 = 0.2403 + j1.3675 \Omega/\text{mi}$$

$$d_{ab} = \sqrt{4^2 + 5.5^2} = 6.807 \text{ ft.}, d_{ca} = 4 \text{ ft.}, d_{bc} = 5.5 \text{ ft.}$$

$$z_{ab} = r_d + j\omega \times 2 \times 10^{-7} \ln \frac{D_e}{d_{ab}} \Omega/\text{m}$$

$$= 0.09528 + j(377 \times 2 \times 10^{-7}) \ln \frac{2790}{6.8007} \times 1.609 \times 10^3 = 0.09528 + j0.7299 \Omega/\text{mi}$$

Similarly using $d_{bc} = 5.5 \text{ ft.}$ and $d_{ca} = 4 \text{ ft.}$, we get

$$z_{bc} = 0.09528 + j0.7557 \Omega/\text{mi}, z_{ca} = 0.09528 + j0.7943 \Omega/\text{mi}$$

For 30 miles of line we multiply the above values by 30 to write, in matrix notation

$$Z_{abc} = \begin{bmatrix} (7.209 + j41.025) & (2.858 + j21.8970) & (2.858 + j23.8290) \\ (2.858 + j21.8970) & (7.209 + j41.025) & (2.858 + j22.6710) \\ (2.858 + j23.8290) & (2.858 + j22.6710) & (7.209 + j41.025) \end{bmatrix} \Omega$$

3.22

$r_a = r_b = r_c = 0.306 \Omega/\text{mi}$ (From Table A8.1, for Ostrich, at 25°).

$GMR_a = GMR_b = GMR_c = 0.0230 \text{ ft.}$ (From Table A8.1).

Assume $\rho = 100 \Omega\text{-m}$ as in Example 3.6, $f = 60 \text{ Hz}$, then

$$D_e = 2160 \sqrt{\frac{\rho}{f}} \text{ ft} = 2160 \sqrt{\frac{100}{60}} = 2790 \text{ ft.}$$

At 60 Hz, $r_d = 9.869 \times 10^{-7} \times f \ \Omega / \text{m}$

Using the conversion factor: 1 mile = 1.609 km we get

$$r_d = 0.09528 \ \Omega / \text{mi}$$

$$\text{Then } z_{aa} = z_{bb} = z_{cc} = r_a + r_d + j\omega \times 2 \times 10^{-7} \ln \frac{D_e}{GMR_i} \ \Omega / \text{m}$$

$$= (0.306 + 0.09528) + j(377 \times 2 \times 10^{-7}) \ln \frac{2790}{0.0230} \times 1.609 \times 10^3 \ \Omega / \text{mi}$$

$$d_{ab} = d_{bc} = \sqrt{4^2 + 1.5^2} = 4.2720 \text{ ft}, \quad d_{ca} = 8.0 \text{ ft.}$$

$$z_{ab} = r_d + j\omega \times 2 \times 10^{-7} \ln \frac{D_e}{d_{ab}} \ \Omega / \text{m}$$

$$= 0.09528 + j(377 \times 2 \times 10^{-7}) \ln \frac{2790}{4.2720} \times 1.609 \times 10^3 = 0.09528 + j0.7864 \ \Omega / \text{mi}$$

$$z_{bc} = z_{ab} = 0.09528 + j0.7864 \ \Omega / \text{mi.}$$

Similarly using $d_{ca} = 8.0 \text{ ft.}$ we get

$$z_{ca} = 0.09528 + j0.7102 \ \Omega / \text{mi.}$$

For 40 miles of line we multiply the above values by 40 to write, in matrix notation

$$Z_{abc} = \begin{bmatrix} (16.0512 + j56.804) & (3.8112 + j31.456) & (3.8112 + j28.408) \\ (3.8112 + j31.456) & (16.0512 + j56.804) & (3.8112 + j31.456) \\ (3.8112 + j28.408) & (3.8112 + j31.456) & (16.0512 + j56.804) \end{bmatrix} \ \Omega$$

$$\underline{4.1} \quad z = 0.17 + j0.79 = 0.8081 \angle 77.86^\circ \text{ } \Omega / \text{mi}$$

$$y = j5.4 \times 10^{-6} = 5.4 \times 10^{-6} \angle 90^\circ \text{ } \text{S} / \text{mi}$$

$$Z_c = \sqrt{\frac{z}{y}} = 386.8 \angle -6.07^\circ$$

$$\gamma = 2.09 \times 10^{-3} \angle 83.9^\circ = \underbrace{0.221 \times 10^{-3}}_{\alpha} + j \underbrace{2.08 \times 10^{-3}}_{\beta} = \alpha + j\beta$$

$$\underline{4.2} \quad \left. \begin{aligned} z &= 0.02 + j0.54 = 0.54 \angle 87.88^\circ \\ y &= 7.8 \times 10^{-6} \angle 90^\circ \end{aligned} \right\} \Rightarrow Z_c = 263.2 \angle -1.06^\circ$$

$$\gamma = 2.05 \times 10^{-3} \angle 88.9^\circ = 0.038 \times 10^{-3} + j 2.05 \times 10^{-3} = \alpha + j\beta.$$

Note: Z_c is very different; so is α . But β is \approx the same.

$$\underline{4.3} \quad V_1 = V_2 \cosh \gamma l + Z_c I_2 \sinh \gamma l$$

$$I_1 = I_2 \cosh \gamma l + \frac{V_2}{Z_c} \sinh \gamma l$$

$$Z_{oc} = \left. \frac{V_1}{I_1} \right|_{I_2=0} = Z_c \coth \gamma l = 800 \angle -89^\circ$$

$$Z_{sc} = \left. \frac{V_1}{I_1} \right|_{V_2=0} = Z_c \tanh \gamma l = 200 \angle 77^\circ$$

$$Z_{oc} Z_{sc} = Z_c^2 = 16 \times 10^4 \angle -12^\circ \Rightarrow Z_c = 400 \angle -6^\circ$$

$$\frac{Z_{sc}}{Z_{oc}} = (\tanh \gamma l)^2 = 0.25 \angle 166^\circ \Rightarrow \tanh \gamma l = 0.5 \angle 83^\circ$$

$$\tanh \gamma l = \frac{e^{\gamma l} - e^{-\gamma l}}{e^{\gamma l} + e^{-\gamma l}} = \frac{e^{2\gamma l} - 1}{e^{2\gamma l} + 1} = \frac{x-1}{x+1} = 0.5 \angle 83^\circ = y$$

$$\text{Solve for } x = \frac{1+y}{1-y} = 1.103 \angle 52.92^\circ = 1.103 \angle 0.9236 \text{ rad} \\ = e^{2\gamma l} = e^{2\alpha l} e^{j2\beta l}$$

$$\Rightarrow \alpha l = 0.0490, \quad \beta l = 0.4618$$

$$\gamma l = \alpha l + j\beta l = 0.0490 + j0.4618 = 0.4643 \angle 83.9^\circ$$