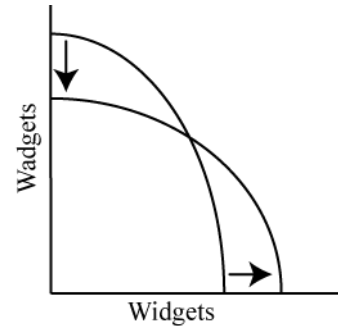


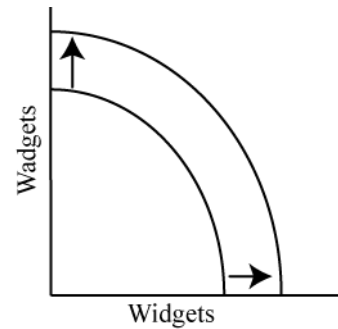
CHAPTER 2: THE PRODUCTION POSSIBILITY MODEL, TRADE, AND GLOBALIZATION

Questions and Exercises

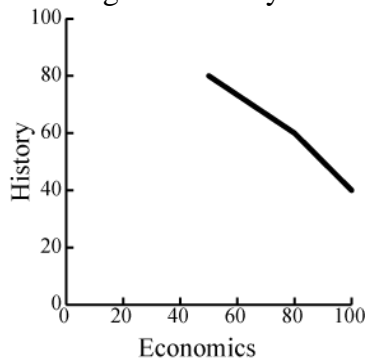
1. In the figure to the right, widget production is measured on the vertical axis and widget production is measured on the horizontal axis. If the society becomes more productive in its output of widgets, it can produce more of them, and the end point of the curve on the horizontal axis will move to the right, as shown. If the society is also less productive in its production of wadgets, the end point on the vertical axis will move down, as shown. The result is a new production possibility curve.



2. If a society became equally more productive in the production of both widgets and wadgets, the production possibility curve would shift out to the right as shown in the accompanying graph.



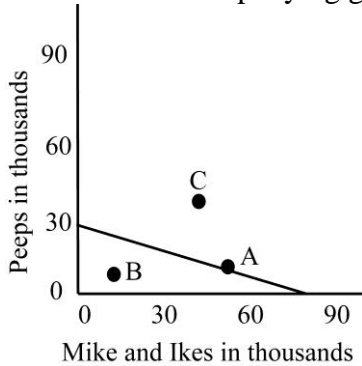
3. Any production possibility curve that shows the principle of rising trade-off must be bowed out. The accompanying grade production possibility curve embodies the principle of rising trade off. Notice that for each 20-point gain in the History grade the amount of points lost on the Economics grade steadily increases.



<u>History</u>	<u>Economics</u>
40	100
60	80
80	50

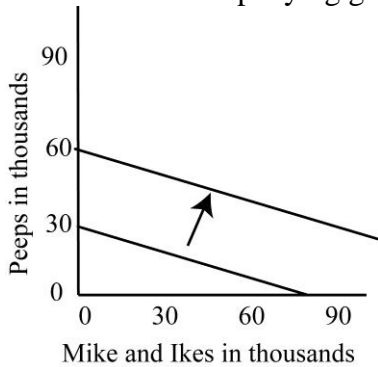
4. a. In order to produce one more Peep, JustBorn must give up 3 Mike and Ikes. Hence, the trade-off for 1 Peep is 3 Mike and Ikes. The trade-off for one Mike and Ike is $\frac{1}{3}$ of a peep.

- b. See the accompanying graph.



- c. Point A is efficient. Point B is inefficient. Point C is impossible.

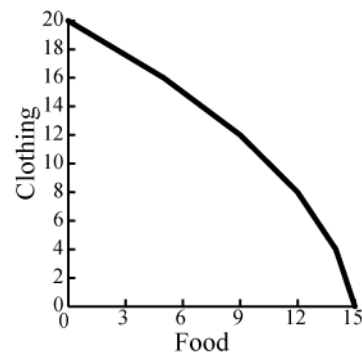
- d. See the accompanying graph



5. The theory of comparative advantage underlies the shape of the production possibility curve. By taking advantage of each person's comparative advantage, higher total output can be reached than if each produced all goods on his or her own, or if each produced goods for which he or she did not have a comparative advantage. As more and more of a good is produced, resources that have less of a comparative advantage are brought into the production of a good, causing the production possibility curve to be bowed outward.

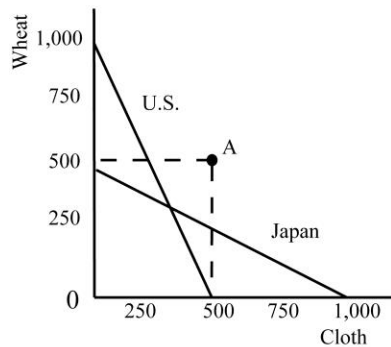
6. a. See the accompanying graph.

- b. As the output of food increases, the trade-off between food and clothing is increasing. To illustrate, giving up 4 of clothing (from 20 to 16) results in a gain of 5 food (from 0 to 5), but giving up another 4 clothing (from 16 to 12) results in a gain of 3 food (from 5 to 8).



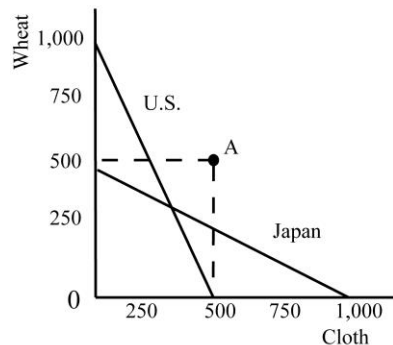
gain of 4 food (from 5 to 9), and this pattern continues.

- c. If the country gets better at producing food, the place where the production possibility curve intersects the horizontal axis will move to the right.
 - d. If the country gets equally better at producing food and clothing, the production possibility curve will shift out along both axes by the same proportion.
7. There are no gains from trade when neither of two countries has a comparative advantage in either of two goods.
8. The fact that the production possibility model tells us that trade is good does not mean that in the real world, free trade is the best policy. The production possibility model does not take into account the importance of institutions and government in trade. For example, the model does not take into account externalities associated with some trades, the provision of public goods, or the need for a stable set of institutions or rules. The production possibility model shows maximum total output, but that is not the only societal goal to take into account when formulating policy.
9. a. See the accompanying graph.



- b. The United States has a comparative advantage in the production of wheat because it can produce 2 additional tons of wheat for every 1 fewer bolt of cloth while Japan can produce 1 additional ton of wheat for every 2 fewer bolts of cloth. Japan has a comparative advantage in producing cloth.
- c. The United States should trade wheat to Japan in return for bolts of cloth. One possibility is that the United States produces 1000 tons of wheat and Japan produces 1000 bolts of cloth and they divide total production equally. Both get 500 tons of wheat and 500 yards of cloth. Both end up with more of each good. (Note: Other combinations are possible.)

- d. See the accompanying graph. Point A is the bundle of goods each country will be able to consume. Because point A is outside the production possibility curve for each country, trade clearly benefits both countries.



10. Globalization increases competition by allowing greater specialization and division of labor. Because companies can move operations to countries with a comparative advantage, they can lower production costs and increase competitive pressures. The decreased importance of geographical location increases the size of potential markets, increasing the number of suppliers in each market and thus increasing competition.
11. The law of one price rules, meaning that U.S. wages can only exceed foreign wages to the degree that U.S. workers are more productive than foreign workers. The adjustments, therefore, that will need to occur will equalize wage rates. So, either Western nominal wages will grow slowly and foreign nominal wages will grow rapidly and catch up or U.S. exchange rates will decline to equalize wages. Some combination of the two is most likely. It is possible that there will develop areas of production/services that will allow U.S. wages to remain high.
12. The law of one price states that wages of workers in one country will not differ significantly from wages of (equal) workers in another institutionally similar country. As the world is globalizing, the law of one price causes firms to hire workers in other countries. Because wages adjusted for productivity differences are lower in other countries, firms choose to use workers in foreign countries. As they do so, wages will be bid up until wages, adjusted for productivity differences, are equal between the two countries.

Questions from Alternative Perspectives

1. Austrian

In a market economy competition the market process translates individual actions into actions that are good for society. There is no such mechanism for government; government has a monopoly on power, which allows individuals in government to use that monopoly to achieve their ends, which may not be “good” ends. This monopoly on power makes government less reliable than the market to do good, since the government is not subject to entry and exit as firms are in the market. Also, whether or not every individual voice is taken into account depends on the government system, while the market will always include any individual’s voice by either their entry or exit.

2. Religious

- a. Most people would say that while it might be a component of the goals of society, it is not “the” goal of society. Other goals might include virtues such as kindness and generosity.
- b. If a country is Christian, maximizing output probably should not be “the” goal of society.
- c. In a Christian society the paramount goal would be to discern and fulfill the will of God.

3. Feminist

- a. Companies definitely think that sex sells products. Just look at the cover of any number of magazines.
- b. Sex is used in the advertising of numerous products.
- c. All people are subject to abuse by advertising, but women are more likely to be portrayed as objects instead of people, and are therefore at greater risk of exploitation.
- d. While men and women may both be used in advertising, many times men are shown to be in a dominant position of power, while women are shown in subordinate positions.

4. Institutional

- a. Back in the 1950s President Eisenhower warned of the military/industrial complex, which maintains all types of military spending on projects so that they continue to generate jobs for those areas. Senators with power on the appropriations committee inevitably have larger defense expenditures in their districts than senators not on the appropriations committee. This high spending on

military production results in a trade-off. It means that there is less money to spend on consumer goods, leading to a lower production of consumer goods.

- b. The short-term consequence is a loss in consumer goods. The long-term consequences are potentially much more serious, because in order for the military to justify the expenditures, wars are necessary; thus the production of military goods over consumer goods can increase the probability of wars. Some argue that the 2003 Iraq war is an example, because Halliburton benefited from it, and the former head of Halliburton, Vice President Cheney, leading the group pushed for U.S. entrance into the war.

5. Radical

- a. Yes, not only does technology still have such effects, those effects on our lives seem to be increasing in some areas. While technology has freed us from some arduous jobs, it has also eliminated jobs that gave meaning to people's lives. Technology is leading to more and more specialization in the methods of production to include more and more computational work. This is making more and more jobs that we used to consider desirable human jobs done by technology. So the job becomes designing the technology to do the job, not doing the job.

In modern society technology is replacing many human activities that were called work with activities associated with computers. Today computers can design buildings, diagnose medical problems, drive cars, and many more tasks. This is reducing the types of labor that are needed. The type of labor that is needed now is much more involved with software design. Many other types of labor, such as physical labor, or quasi-skilled labor are being replaced. If work were only something to be avoided, this might be without cost and an overall benefit to society. But it misses the broader issue of what the purpose of life is. As Ralph Waldo Emerson said, "The purpose of life is not to be happy. It is to be useful, to be honorable, to be compassionate, to have it make some difference that you have lived and lived well." All too often economic models miss these broader fundamental cultural issues, and miss the point that technological change is making it harder for many to find that purpose. It makes them redundant to society.

- b. When making policy decisions, society must take into account not only what is produced, but the methods and means of production.

Issues to Ponder

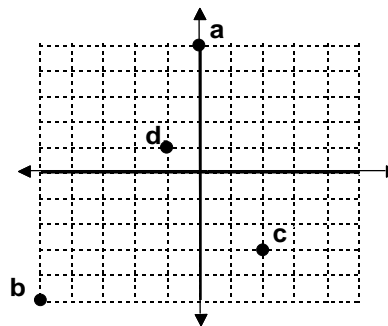
- 1. This statement can be true or false depending on the implicit assumptions made in the analysis. It is true given that individuals will eliminate all inefficiencies they see through trading. It might be false if not everyone knows all the benefits and the inefficiencies, or does not have the opportunity to correct the inefficiencies, or if the costs of eliminating the inefficiency are too high.

2. If achieving a particular distribution of income is one of society's goals, a particular production technique that leads to greater output might be considered an inefficient method of production if it, also leads to a less desirable distribution of income. Remember, efficiency is achieving a goal as cheaply as possible. Maximizing output is not the only goal of a society.
3.
 - a. From the numbers alone, one would choose not to work because the opportunity cost of working is giving up an \$80,000 increase in lifetime income while the benefit is \$32,000 of income now. Although there is a correlation between working time and GPA, we cannot conclude that working an after-school job causes the decrease in GPA. Therefore one might be able to maintain a decent GPA while working. Moreover, earning money might be the priority for a particular student to reach another goal, such as saving for college that will lead to even greater lifetime earnings.
 - b. It depends on the particular student. Working takes time from study and thus might be a reason for the decrease in GPA. But the situation varies from student to student. In some cases, work experience may complement what is learned in class and can lead to higher grades.
4. The fact that lawns occupy more land in the United States than any single crop does not mean that the United States is operating inefficiently. Although the cost of enjoying lawns is not included in GDP, lawns are nevertheless produced consumption goods and are included in the production possibility curve for the United States. The high proportion of land devoted to lawns implies that the United States has sufficient food that it can devote a fair amount of land to the production of goods for enjoyment such as lawns.
5. Following the hint that society's production possibility curve reflects more than just technical relationships, we realize that trust is an input to production to the extent that it is necessary for transactions. If everyone could fake honesty, the production possibility curve would shift inward since no one could trust anyone else leading to the disintegration of markets. If some could fake honesty, those few will gain at the expense of others.
6.
 - a. Firms may produce in Germany, because (1) transportation costs to/from the other countries may be very high, so that if these costs are included, it would not be efficient to produce there; (2) there might be tariffs or quotas for imports into Germany that will prevent producing elsewhere; (3) the productivity of German labor may be so much higher that unit labor costs in Germany are the lowest; and (4) historical circumstances may have led to production in Germany and the cost of moving production may exceed potential gains.

- b. There would probably not be a significant movement of workers right away. One would expect some movement from Greece and Italy into Germany, but this is limited by social restrictions such as language, culture and the economic climate in Germany, which currently has high unemployment. Movement in the long run, however, may be substantial.
- c. I would want to know about the rule of law in Thailand that will govern business practices, the stability of the government, and the infrastructure. All of these will affect the costs of production.

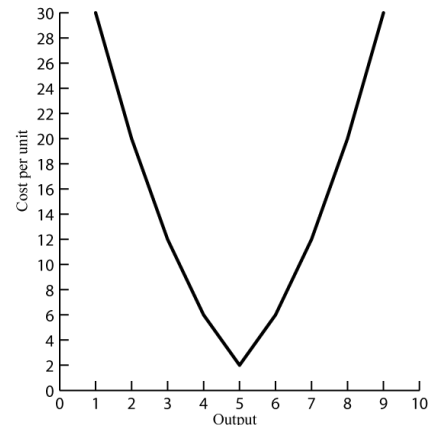
CHAPTER 2 APPENDIX: GRAPHISH: THE LANGUAGE OF GRAPHS

1. See the accompanying graph.

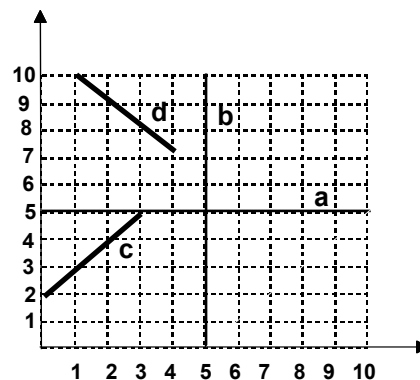


2. See the accompanying graph.

- a. The relationship is nonlinear because it is curved, not straight.
- b. From 0 to 5, cost declines as quantity rises (inverse relationship). From 5 to 10, cost rises as quantity rises (direct relationship).
- c. From 0 to 5, the slope is negative (slopes down). From 5 to 10, the slope is positive (slopes up).
- d. The slope between 1 and 2 units is the change in cost (30-20) divided by the change in quantity (1 - 2), or -10.

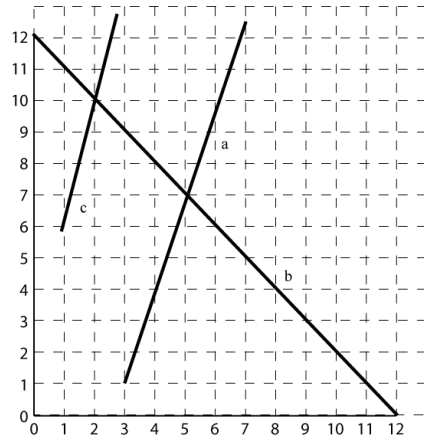


3. See the accompanying graph.



4. a. 1
 b. -3
 c. $1/3$
 d. $-3/4$
 e. 0
5. a. C
 b. A and E
 c. B and D
 d. B is a local maximum; D is a local minimum.

6. a. See line a in the accompanying graph.
 b. See line b in the accompanying graph.
 c. See line c in the accompanying graph.



7. a. $y = 5x + 1,000$
 b. $y = 3x + 1,500$.

8. a. line graph
 b. bar graph
 c. pie chart
 d. line graph

Web Note 2.1: Wine and Cloth

The principle of comparative advantage was developed by [David Ricardo](#) in 1817. You can find Ricardo's now-famous example — trading English cloth for Portuguese wine — in Chapter Seven of [Principles of Political Economy](#).

Critics of an over-rigid adherence to the principle of comparative advantage also draw on Ricardo's example. They point out that this principle is *static* — that it depends on relative costs at a particular point in time and ignores the dynamic effects of different industries. In order to make cloth more efficiently, the English developed textile machinery. When it was no longer profitable for the English to export cloth, they could move on to export cloth-making machinery. Winemaking did not lead into other industries as easily.

Can you think of an example of the principle of comparative advantage that is dynamic? What is it?

Web Note 2.2: Gains from Trade

In April 2009, while the economy was still in the recession that began in December 2007, the director of the World Trade Organization urged countries not to implement trade barriers in response to the slowdown in the global economy, arguing that increased protectionism would be counterproductive and stand in the way of economic recovery. His comments are summarized in this blog entry at Real Time Economics, part of the *Wall Street Journal*: [WTO Chief on Trade Barriers](#).

Why might countries be tempted to enact protectionist measures in times of economic crisis? Use basic economic theory to explain how trade can benefit the economies of two trading partners.

Web Note 2.3: Trade and Wages

How does international trade affect wages? Are the wage effects different for workers with different skills? How do these wage effects change the distribution of income in an economy? These are questions that are hotly debated by economists, including Nouriel Roubini's article, "[Trade and Wages](#)" and Edward Alden's article on [Economix](#) that sets out the issues in the debate.

What are your answers to the three questions posed above?

Web Note: Brexit p. 34

In June 2016, the citizens of the United Kingdom voted to leave the European Union, effectively a divorce between the United Kingdom and other European countries committed to free trade among member countries. The Economist covered the exit of the U.K. from the EU, aka "Brexit" on [their website](#).

Search recent news regarding Brexit. *What are the current issues regarding trade between the UK and EU countries? Are trade barriers or barriers to the migration of labor being considered? What would be the expected effect on the U.K. economy? On the EU economies? Do you support Brexit? Why or why not?*

CHAPTER 2

The Production Possibility Model, Trade, and Globalization

Chapter Goals

- Demonstrate trade-offs with a production possibility curve
- Relate the concepts of comparative advantage and efficiency to the production possibility curve
- State how, through comparative advantage and trade, countries can consume beyond their individual production possibilities
- Explain how globalization is guided by the law of one price

The Production Possibility Model

- The production possibility model can be presented both in a table and in a graph
- A **production possibility model** conveys the trade-offs society faces.
- Through specialization and trade, individuals, firms, and countries can achieve greater levels of output than they could otherwise achieve

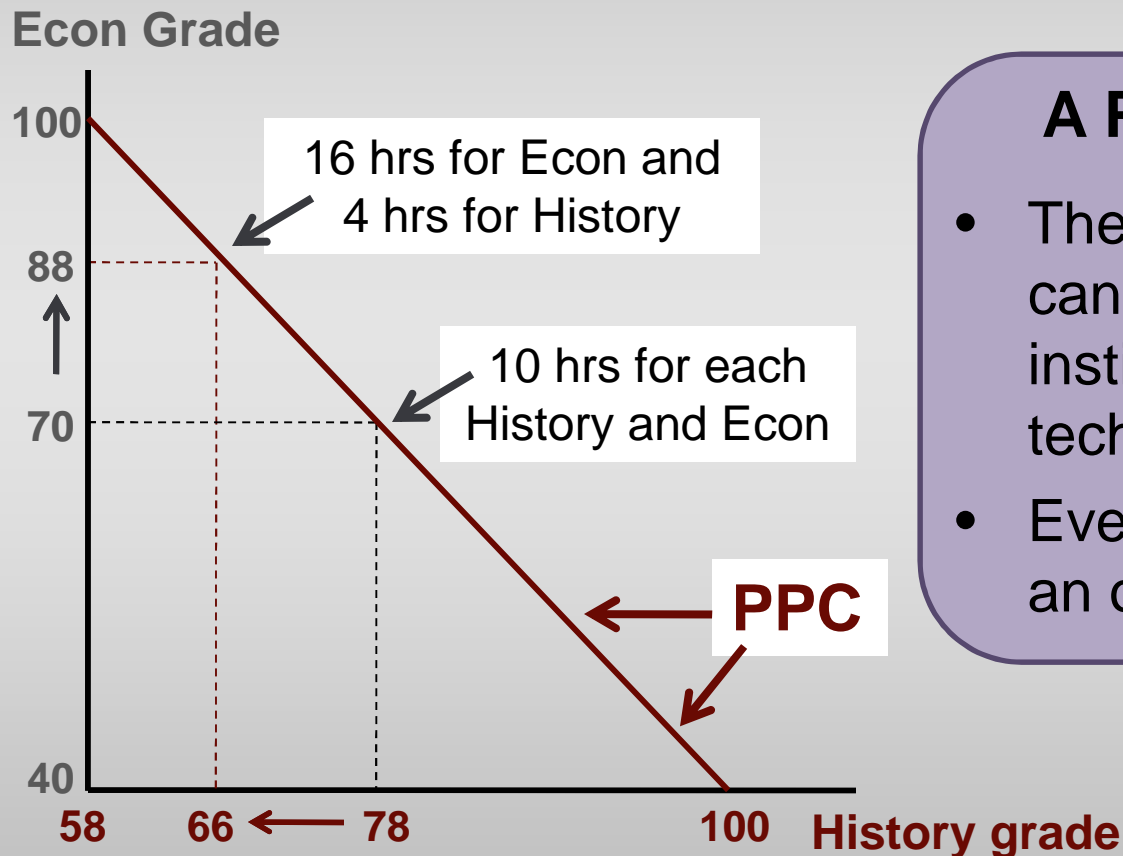
The Production Possibility Model

- A **production possibility curve (PPC)** is a curve measuring the maximum combination of outputs that can be obtained from a given number of inputs
 - It gives you a visual picture of the trade-off embodied in a decision
 - A PPC is created from a production possibility table by mapping the table in a two-dimensional graph

Application: A Production Possibility Table for Grades in Economics and History

History		Economics	
Hrs of Study	Grade	Hrs of Study	Grade
20	98%	0	40%
18	94%	2	46%
10	78%	10	70%
4	66%	16	88%
0	58%	20	100%

Application: A Production Possibility Curve



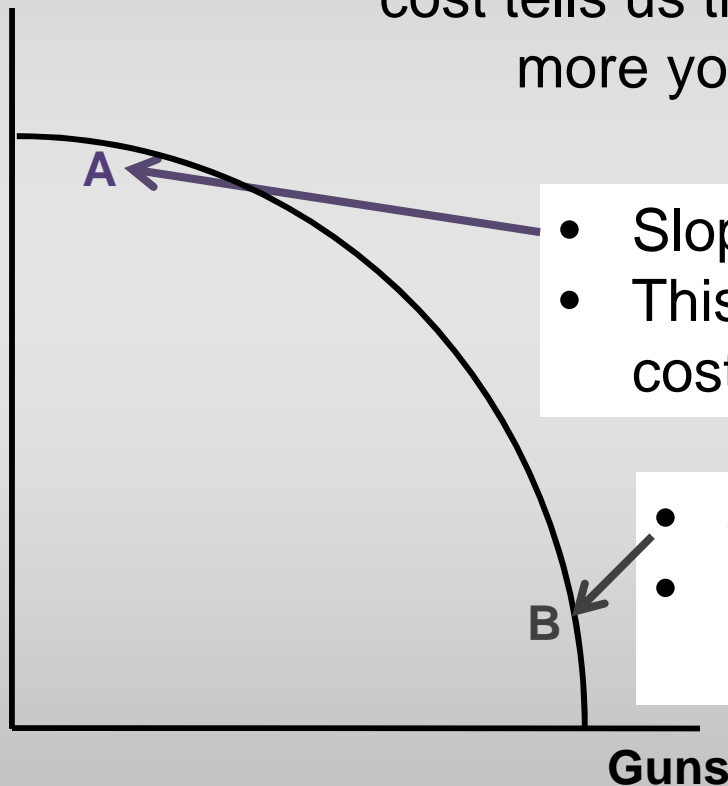
A PPC demonstrates:

- There is a limit to what you can achieve, given existing institutions, resources, and technology
- Every choice you make has an opportunity cost

Increasing Opportunity Costs of the Trade-off

The principle of increasing marginal opportunity cost tells us that opportunity costs increase the more you concentrate on the activity

Butter



- Slope is **flat** at A
- This means there is a **low** opportunity cost to produce more guns

- Slope is **steep** at B
- This means there is a **high** opportunity cost to produce more guns

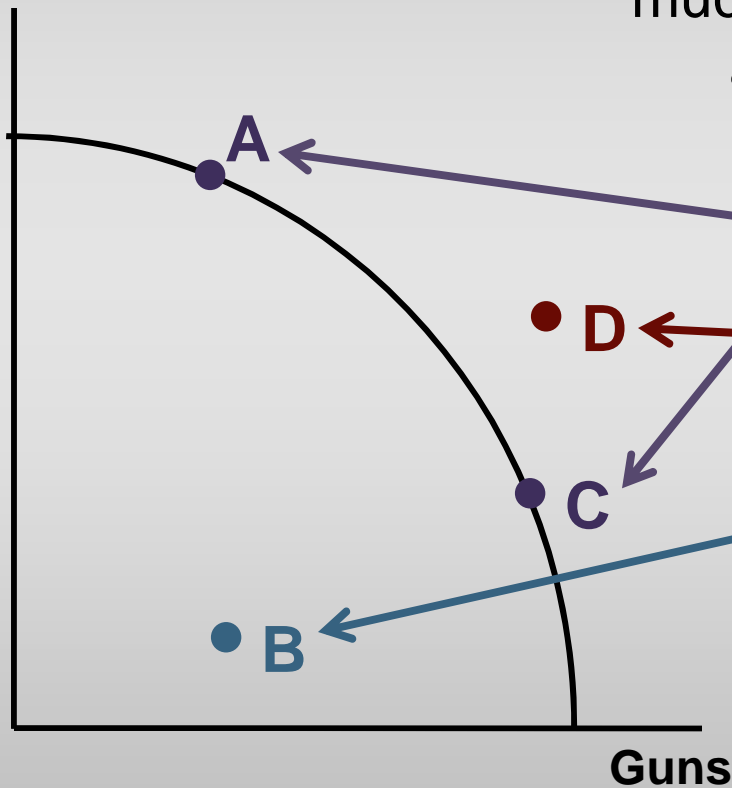
Comparative Advantage

- The reason we must give up more and more butter as we produce more guns is that some resources are relatively better suited to producing guns, while others are relatively better suited to producing butter.
- A resource has a **comparative advantage** if it is better suited to the production of one good than to the production of another good

Efficiency

Productive efficiency is achieving as much output as possible from a given amount of inputs or resources

Butter



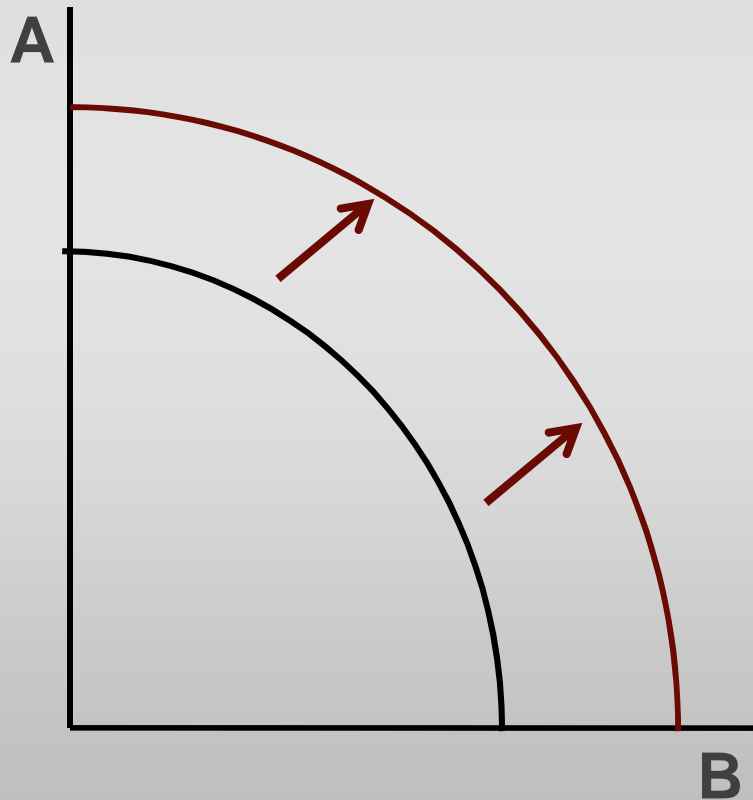
- Points of efficiency

- Unattainable with given amounts of inputs

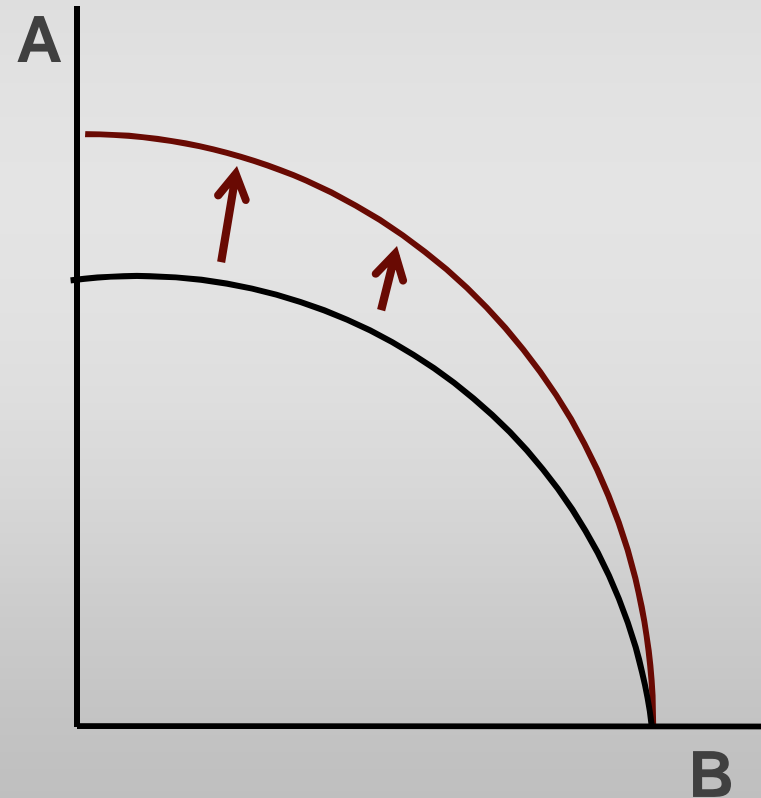
- Point of inefficiency

Efficiency and Technological Change

Neutral technological increase
or an increase in resources



Biased
technological increase



Distribution and Productive Efficiency

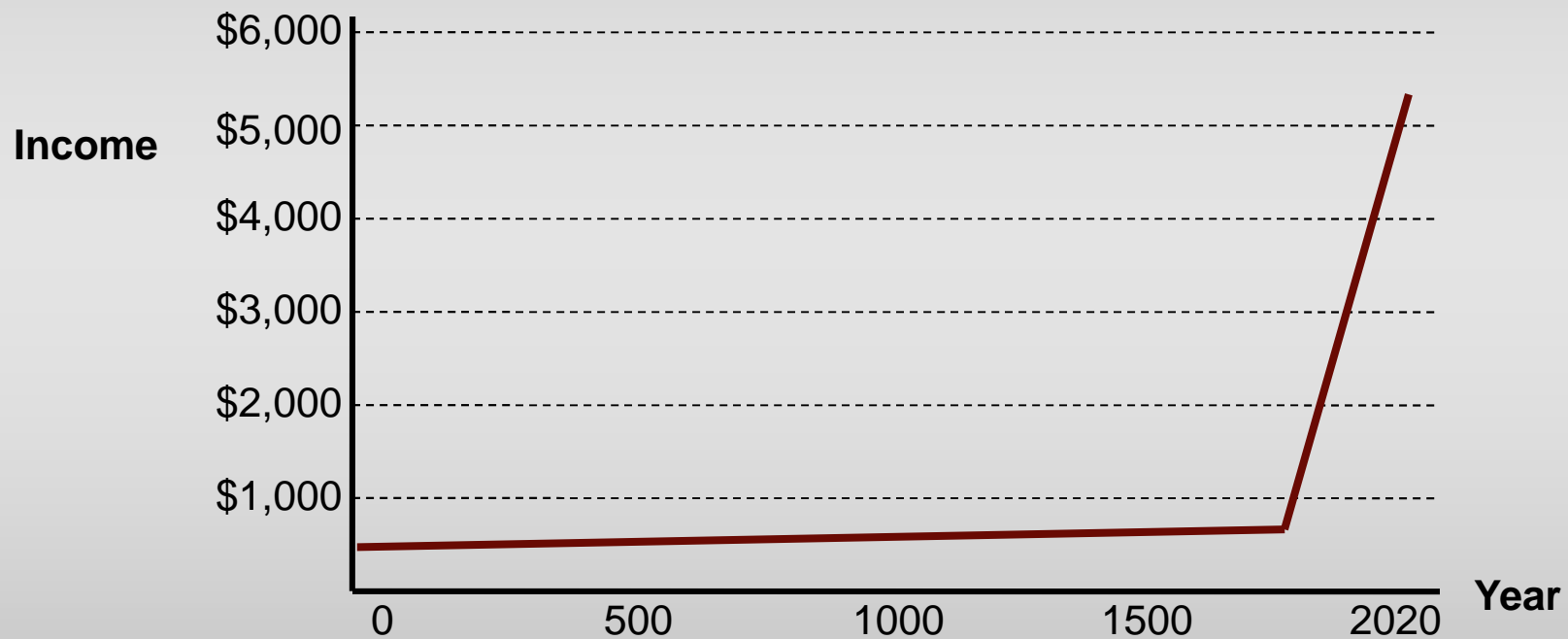
- The productive possibility curve focuses on efficiency and ignores distribution
- If a method of production will change income distribution we cannot determine if that method is efficient or not
 - Efficiency has meaning when analyzing a particular goal
- In our society, most people prefer more to less, and many policies have relatively small distribution effects

Trade and Comparative Advantage

- The PPC is bowed outward because individuals specialize in the production of goods for which they have a comparative advantage
- For a society to produce on its PPC, individuals must produce those goods for which they have a comparative advantage and trade for other goods
- According to **Adam Smith**, humankind's proclivity to trade leads to individuals using their comparative advantage

Markets, Specialization, and Growth

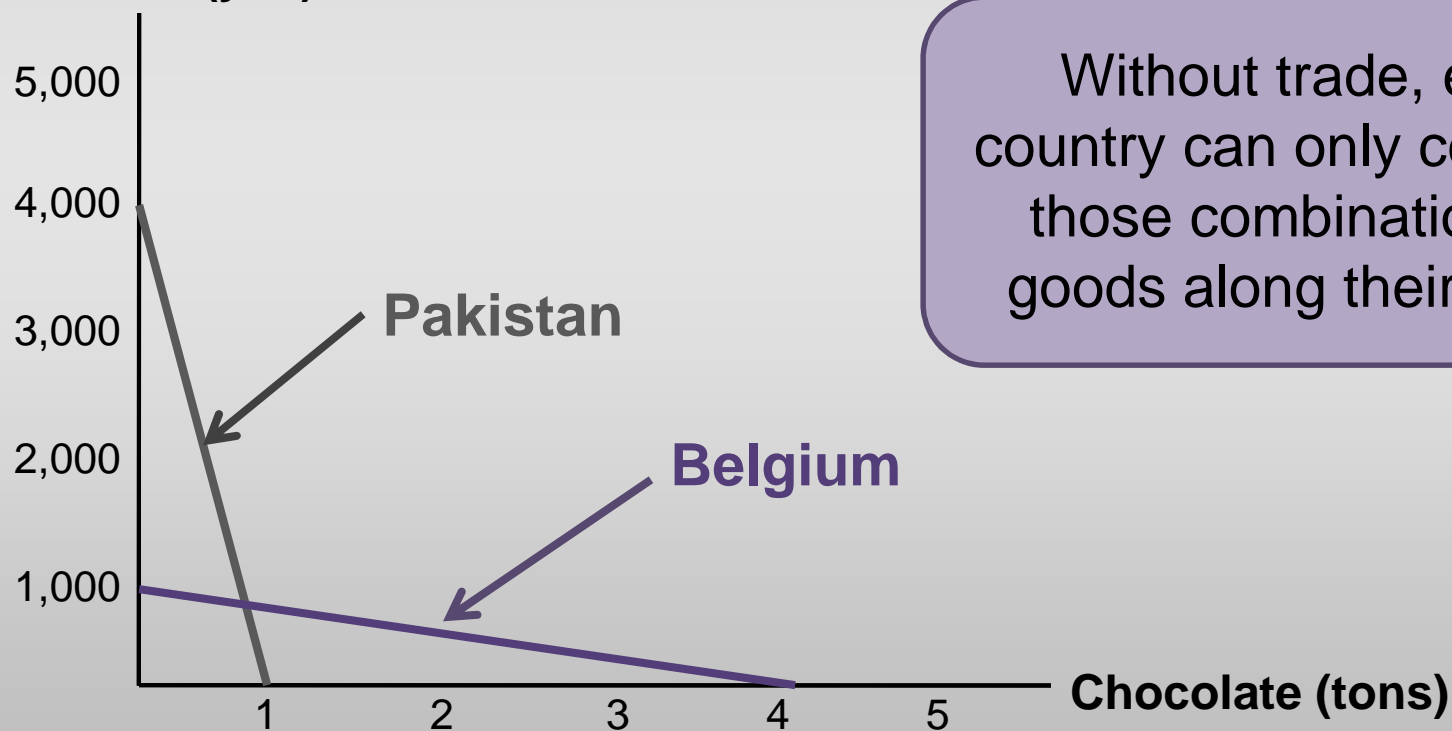
- Growth in per capita income during the past 1,700 years



The Benefits from Trade

- When people freely enter into trade, both parties can be expected to benefit from trade

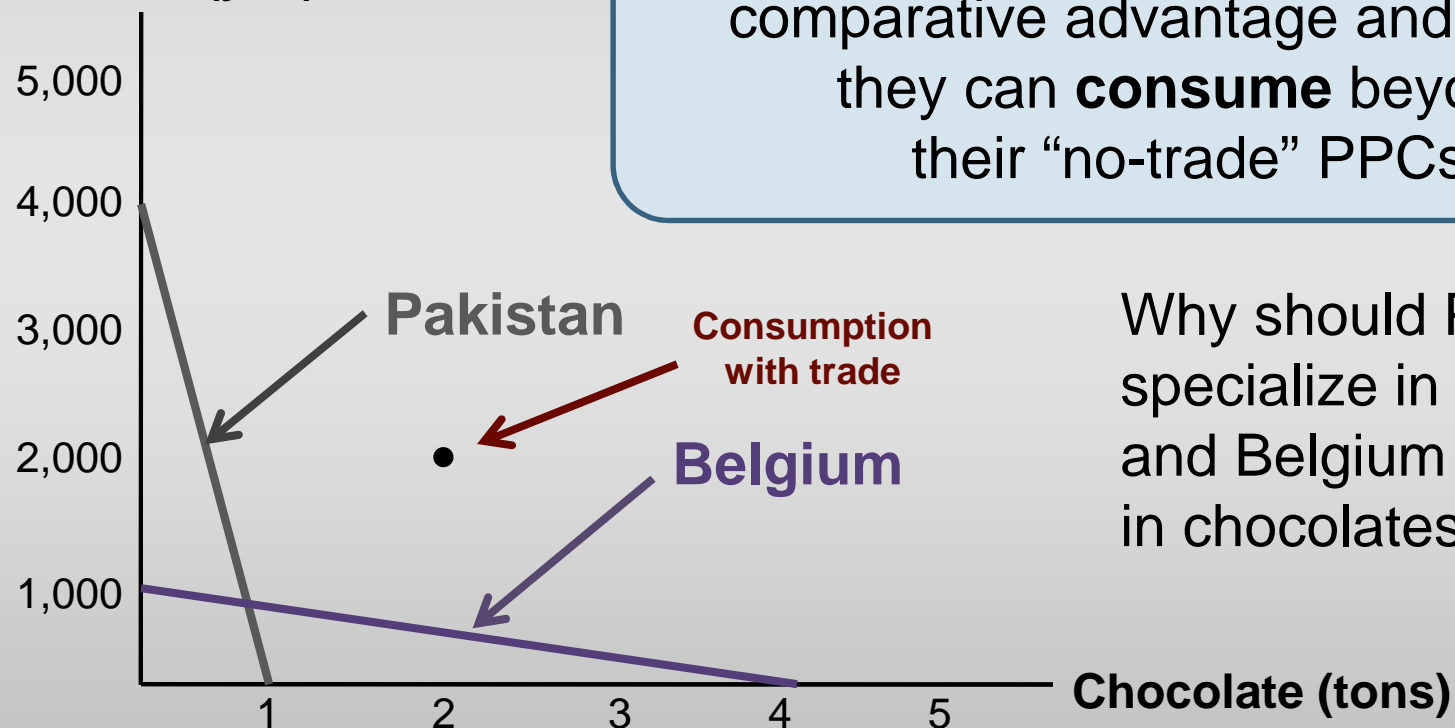
Textiles (yds)



Without trade, each country can only consume those combinations of goods along their PPCs

The Benefits from Trade

Textiles (yds)



If each country specializes according to comparative advantage and trades, they can **consume** beyond their “no-trade” PPCs

Why should Pakistan specialize in textiles and Belgium specialize in chocolates?

Application: U.S. Textile Production and Trade

- Two hundred years ago, the U.S. had a comparative advantage in textile production
- Now, countries with cheaper labor, such as Bangladesh, have the comparative advantage in textiles
- The *gains* from trade are *higher wages* for Bangladesh workers and *lower-priced* cloth for U.S. consumers

Globalization and the Law of One Price

Globalization

- The increasing integration of economies, cultures, and institutions across the world
- Globalization has two effects on firms:
 - A positive effect: globalization provides larger markets than the domestic economy
 - A negative effect: the global economy increases the number of competitors for the firm

Globalization and the Law of One Price

Exchange Rates and Comparative Advantage

- The U.S. comparative advantage in innovation results in higher wages in the U.S.
- As industries mature, they move to low-wage areas
- In order to regain our comparative advantage, the U.S. wage premium will have to decline. The U.S. exchange rate will likely decline or there will be large increases in foreign wages-or both.
- Exports will then be cheaper for foreigners and foreign products imported will be more expensive.

Globalization and the Law of One Price

The Law of One Price

- The law of one price states that wages of workers in one country will not differ significantly from the wages of (equal) workers in another institutionally similar country
- If the U.S. loses its comparative advantage based on technology and institutional structure, U.S. wages will decrease relative to wages in many other countries

The reality is that the U.S. has been living better than it could have otherwise precisely because of trade.

Chapter Summary

- The production possibility curve illustrates maximum outputs from a given number of inputs
- To get increasing amounts of something, we must give up ever-increasing quantities of something else
- Trade allows people to use their comparative advantage and shift out society's PPC
- Efficient, inefficient, and unattainable points on the PPC
- Through specialization and trade, countries can increase consumption

Chapter Summary

- Globalization is the increasing integration of economies, cultures, and institutions across the world
- Because many goods are cheaper to produce in foreign countries, production that formerly took place in the U.S. now takes place in foreign countries
- If the U.S. can maintain its strong comparative advantage using new technologies and innovation, lost jobs can be replaced with other high-paying jobs
- Production shifts to countries where it is cheapest to produce is guided by the law of one price